TENTATIVE: SUBJECT TO REVISION

TOWN OF PALM BEACH

Town Manager's Office

TOWN COUNCIL MEETING

TOWN HALL
COUNCIL CHAMBERS-SECOND FLOOR
360 SOUTH COUNTY ROAD

AGENDA

APRIL 13, 2017

9:30 AM

Welcome!

For information regarding this agenda and the procedures for public participation at Town Council Meetings, please refer to the end of this agenda.

I. CALL TO ORDER AND ROLL CALL

Mayor Gail L. Coniglio
Richard M. Kleid, President
Danielle H. Moore, President Pro Tem
Julie Araskog
Bobbie Lindsay
Margaret A. Zeidman

II. INVOCATION AND PLEDGE OF ALLEGIANCE

III. APPROVAL OF AGENDA

IV. RECOGNITIONS

A. Recognition of Madelyn Greenberg, Code Enforcement Board, from July 2006 through April 2017

Kirk W. Blouin, Director of Public Safety

B. Recognition of William J. Strawbridge, Landmarks Preservation

Commission, from March 2011 to February 2017
John S. Page, Director of Planning, Zoning & Building

V. PRESENTATIONS

A. Code Enforcement Board Presentations by Applicants
Kirk W. Blouin, Director of Public Safety

B. Recreation Advisory Commission Presentations by Applicants
Beth Zickar, Director of Recreation

C. Florida City and County Management Association Certificate of Award to Palm Beach for 95 Years of Council/Manager Form of Government
Daniel Clark, FCCMA

D. Royal Poinciana Theater Update
Alexandra Patterson, Up Markets

VI. COMMENTS OF MAYOR GAIL L. CONIGLIO

VII. COMMENTS OF TOWN COUNCIL MEMBERS AND TOWN MANAGER

VIII. COMMUNICATIONS FROM CITIZENS - 3 MINUTE LIMIT PLEASE

IX. APPROVAL OF CONSENT AGENDA (SEE NOTE 5)

A. MINUTES

1. TOWN COUNCIL MEETING MINUTES: **Page 11**
Susan Eichhorn, Acting Town Clerk

   a. March 14, 2017, Regular Town Council Meeting Minutes

   b. March 15, 2017, Town Council Development Review Meeting Minutes

   c. March 15, 2017, Local Planning Agency Meeting Minutes

2. Approval of Major Matters Considered by the Architectural Commission at its Meeting of March 22, 2017. **Page 43**
John S. Page, Director of Planning, Zoning & Building

B. RESOLUTIONS

1. RESOLUTION NO. 40-2017 A Resolution of the Town Council of the Town of Palm Beach, Palm Beach County, Florida, Approving a Purchase Order for Construction Phase Engineering Services to Chen, Moore, and Associates, Inc., in an Amount of $29,900 for the Ocean Outfall Abandonments, and Establishing a Construction Phase Budget of $32,000. **Page 67**
H. Paul Brazil, P.E., Director of Public Works

2. RESOLUTION NO. 41-2017 A Resolution of the Town Council of the Town of Palm Beach, Palm Beach County, Florida, Approving a **Page 75**

Purchase Order for Design and Bid Phase Engineering Services to Chen, Moore, and Associates, Inc., in an Amount of $58,858 for the Phipps Ocean Park North Restroom Replacement, and Establishing a Design and Bid Phase Engineering Services Budget of $65,000.

H. Paul Brazil, P.E., Director of Public Works

3. RESOLUTION NO. 42-2017 A Resolution of the Town Council of the Town of Palm Beach, Palm Beach County, Florida, Approving a Purchase Order for Design and Bid Phase Engineering Services to Kimley-Horn and Associates, Inc., in an Amount of $18,448.50 for the Mid-Town Restroom and Lifeguard Building Improvements, and Establishing a Design and Bid Phase Engineering Services Budget of $20,000. **Page 84**

   H. Paul Brazil, P.E., Director of Public Works

4. RESOLUTION NO. 43-2017 A Resolution of the Town Council of the Town of Palm Beach, Palm Beach County, Florida, Approving a Contract Extension to Hulett Environmental Services, Inc., for Treatment of Lethal Yellowing Disease in Coconut Palms and Royal Palm Bug and Fertilization Treatment in Royal Palm Trees in the Annual Amount of $46,746 and Establishing a Project Budget of $51,420. **Page 91**

   H. Paul Brazil, P.E., Director of Public Works

5. RESOLUTION NO. 44-2017 A Resolution of the Town Council of the Town of Palm Beach, Palm Beach County, Florida, Authorizing the Town Manager to Apply to the Local Initiatives (LI) Program from the Florida Department of Transportation Through the Palm Beach Metropolitan Planning Organization for Grant Funds in an Amount up to $3,500,000 to Provide Funding for the Design and Construction of Signalization and Mast Arm Improvements. **Page 96**

   H. Paul Brazil, P.E., Director of Public Works

6. RESOLUTION NO. 47-2017 A Resolution of the Town Council of the Town of Palm Beach, Palm Beach County, Florida, Authorizing and Approving a Purchase Order to Municipal Equipment Company, LLC in the Amount of $30,865.00 for the Purchase of Four (4) Bullard Thermal Imaging Cameras and Associated Equipment, as Recommended by Staff; And Establishing a Total Budget of $30,865.00 in the 2017 Equipment Replacement Program. **Page 110**

   Kirk W. Blouin, Director of Public Safety

7. RESOLUTION NO. 48-2017 A Resolution of the Town Council of the Town of Palm Beach, Palm Beach County Florida, Approving the Award of the Contract to Supply Unleaded and Diesel Fuel Through the Southeast Florida Governmental Purchasing Cooperative Group RFP E-13-17 to Port Consolidated Inc. **Page 116**

   Jane Struder, Director of Finance

8. RESOLUTION NO. 57-2017 A Resolution of the Town Council of the Town of Palm Beach, Palm Beach County, Florida, Approving an Increase to Purchase Order No. 151453 in the Amount of $25,000 to **Page 120**

Rafetlis Financial Consultants to Update Property Records for the Townwide Underground Utilities Project for a New Total of $84,565, with Funding Coming from the Unspent Funds in the Underground Utilities Seed Money Within the Pay-As-You-Go Capital Improvement Program.

Jane Struder, Director of Finance

C. OTHER

1. Authorization for Florida Department of Transportation to Use Town Owned Land North of the Southern Boulevard Causeway for Construction Staging and Laydown. **Page 124**

   H. Paul Brazil, P.E., Director of Public Works

2. Appointments to the Investment Advisory Committee **Page 129**

   Jane Struder, Director of Finance

3. Authorization for Public Works Committee to Study the Florida Department of Transportation Proposal for Widener's Curve. **Page 133**

   H. Paul Brazil, P.E., Director of Public Works

X. BOARD/COMMISSION ANNUAL REPORT

A. Annual Report - Architectural Commission **Page 184**

John S. Page, Director of Planning, Zoning & Building

XI. REGULAR AGENDA

A. Old Business

1. Town-wide Underground Utility Project: **Page 188**
   Thomas G. Bradford, Town Manager
   TIME CERTAIN 11:00 A.M.

   a. Assessment Methodology **Page 192**
   Jane Struder, Director of Finance

   b. Financing Plan for Phase 1 **Page 209**
   Jane Struder, Director of Finance

   c. RESOLUTION NO. 49-2017 A Resolution of the Town Council of the Town of Palm Beach, Palm Beach County, Florida, Approving a Purchase Order for Pre-Construction Management Services for the Town-Wide Overhead Utility Undergrounding Phase 1-South Project to Whiting-Turner Contracting Company, Establishing a Pre-Construction Phase Services Budget of $22,200. **Page 217**
   H. Paul Brazil, P.E., Director of Public Works

   d. RESOLUTION NO. 50-2017 A Resolution of the Town Council of the Town of Palm Beach, Palm Beach County, Florida, Approving a Purchase Order for Pre-Construction Management Services for the Town-Wide Overhead Utility Undergrounding Phase 1-North Project to **Page 229**

Burkhardt Construction, Inc., Establishing a Pre-Construction Phase Services Budget of $19,720.
H. Paul Brazil, P.E., Director of Public Works

e. RESOLUTION NO. 58-2017, A Resolution of the Town Council of the Town of Palm Beach, Palm Beach County, Florida, Approving the Conveyance of Certain Underground Easements, Copies of Which are Attached Hereto, and Authorizing the Town Manager to Execute said Easements on Behalf of the Town. **Page 242**

f. Underground Utility Project Dashboard **Page 256**
Jane Struder, Director of Finance

2. Bradley Park Improvement Project: **Page 269**
H. Paul Brazil, P.E., Director of Public Works

a. RESOLUTION NO. 51-2017 - A Resolution of the Town Council of the Town of Palm Beach, Palm Beach County, Florida, Awarding a Construction Management at Risk (CMR) Contract to Burkhardt Construction, Inc., for the Bradley Park Improvements in the Amount of $1,999,898 with said funding to be provided by the Preservation Foundation of Palm Beach.

b. Request Ability to Name Features of Bradley Park Improvements

B. New Business

1. Appointments to the Code Enforcement Board **Page 277**
Kirk W. Blouin, Director of Public Safety
2. Appointments to the Recreation Advisory Commission **Page 284**
Beth Zickar, Director of Recreation
3. Town Charter Conflict with Florida State Statutes, Relative to Town Elections **Page 290**
Jay Boodheshwar, Deputy Town Manager
4. Establishment of Town Manager Goals for 2017/2018 **Page 301**
Thomas G. Bradford, Town Manager
5. Consideration of Moratorium on Applications for Wireless Telecommunication Facilities on Public Property, Public Right-of-Way and Public Utility Easements **Page 305**
Thomas G. Bradford, Town Manager
6. Discussion on Term Limits for Remainder of All Town Boards and Commissions **Page 312**
Margaret A. Zeidman, Town Council Member
7. Coastal Update: **Page 314**
H. Paul Brazil, P.E., Director of Public Works

a. Shore Line Condition Update

b. RESOLUTION NO. 52-2017 A Resolution of the Town Council of the Town of Palm Beach, Palm Beach County, Florida, Approving a Contract Increase in Regard to Awarded Bid No. 2016-28 to Coston Marine Services, Inc., in the Amount of $248,440 to Modify the Disposal Location, Placement, and Volume of Dredged Sediments for the Construction of the Lake Worth Lagoon Waterway Access Maintenance Dredging; Increasing the Contract Amount from $1,063,500 to $1,311,940 and Establishing a New Construction Phase Budget of $1,361,940, Including Contingency, Contingent Upon the Necessary Permit Modification and Upon Receipt of Donations to Fully Fund this Project. **Page 316**
H. Paul Brazil, P.E., Director of Public Works

c. RESOLUTION NO. 53-2017 A Resolution of the Town Council of the Town of Palm Beach, Palm Beach County, Florida, Approving a Purchase Order for Construction Phase Coastal Engineering Support Services for the Lake Worth Lagoon Waterway Access Dredging Project to Applied Technology & Management, Inc., in an Amount Not-to-Exceed $74,668, and Establishing a Construction Phase Services Budget of $85,000 Upon Receipt of Donations to Fully Fund this Project. **Page 321**
H. Paul Brazil, P.E., Director of Public Works

d. RESOLUTION NO. 54-2017 A Resolution of the Town Council of the Town of Palm Beach, Palm Beach County, Florida, Approving a Local Government Agreement Between the State of Florida Department of Environmental Protection and the Town of Palm Beach for the 2018 and Future Palm Beach Harbor Maintenance Dredging Projects and Authorizing the Town Mayor to Execute Same on Behalf of the Town. **Page 330**
H. Paul Brazil, P.E., Director of Public Works

8. Comprehensive Annual Financial Report (CAFR) for Fiscal Year Ended September 30, 2016. [N. Ronald Bennett, CPA, Nowlen, Holt & Miner, P.A.] **Page 336**
Jane Struder, Director of Finance
TIME CERTAIN 2:00 P.M.

C. Matters Pulled From Consent Agenda: If needed

XII. ORDINANCES

A. Second Reading

1. ORDINANCE NO. 11-2017 An Ordinance of the Town Council of the Town of Palm Beach, Palm Beach County, Florida, Amending Chapter 42, Environment, of the Town's Code of Ordinances at Article V, Noise, Section 42-197 Specific Acts Prohibited to Include at a New Subparagraph so as to Prohibit the Use of Gasoline Powered Leaf Blowers on any Properties Within the Town Consisting of Less than **Page 530**

One Acre; Providing for Severability; Providing for Codification; Providing an Effective Date.

Jay Boodheshwar, Deputy Town Manager

B. First Reading

Page 543

1. ORDINANCE NO. 21-2016 An Ordinance of the Town Council of the Town of Palm Beach, Palm Beach County, Florida, Amending The Town Code of Ordinances at Chapter 42, Environment; Article V, Noise; Section 42-230, Lawn Maintenance Equipment Noise, so as to Modify the Title; to Provide that Lawn Maintenance Shall be Limited to the Hours of Construction Work at Section 42-199; to Define the Hours and Days, of Operation of Lawn Maintenance Equipment, Providing Certain Exceptions; Providing for Sound Level Meter Measurements; Providing for Definition of Lawn Maintenance Equipment; Providing a Prohibition of Large Scale Landscape Installation on Saturdays; Providing for Severability; Providing for Repeal of Ordinances in Conflict; Providing for Codification; Providing an Effective Date.
   *Jay Boodheshwar, Deputy Town Manager - (**Staff recommends deferral to a future meeting)***

XIII. ANY OTHER MATTERS

XIV. ADJOURNMENT

PLEASE TAKE NOTE:

Note 1: No written materials received after 3:30 p.m. on the Thursday immediately prior to a monthly Town Council meeting will be included in the back-up binders distributed to the Mayor and Town Council in preparation for that meeting. Written materials received after 3:30 p.m. on Thursday will be separately distributed to the Mayor and Town Council; however, depending upon the length of the materials, the time of submittal, and other circumstances, the Mayor and Town Council may not be able to read and consider such late submittals prior to acting upon the policy matter(s) which they address.

Note 2: The progress of this meeting may be monitored by visiting the Town's website (townofpalmbeach.com) and clicking on "Meeting Audio" in the left column. If you have questions regarding that feature, please contact the Office of Information Systems (561) 227-6315. The audio recording of the meeting will appear within 24 hours after the conclusion of the meeting.

Note 3: If a person decides to appeal any decision made by this Council with respect to any matter considered at this meeting or hearing, he/she will need a record of the proceedings. For such purpose, he/she may need to ensure that a verbatim record of the proceedings is made, which record includes the testimony and evidence upon which the appeal is to be based.

Note 4: Disabled persons who need an accommodation in order to participate in the Town Council Meeting are requested to contact the Town Manager's Office at 838-5410 or through the Florida Relay Service by dialing 1-800-955-8770 for voice callers or 1-800-955-8771 for TDD callers, at least two (2) working days before this meeting.

Note 5: Items listed on the Consent Agenda will be approved by one motion of the Town Council, unless the Mayor or an individual Council Member requests that any item(s) be moved to the Regular Agenda and individually considered.

Note 6: All back-up material for the items listed on the agenda are posted to the Town's website and emailed to all Stay Informed subscribers on the Friday before the Town Council meeting. To access the back-up materials and/or subscribe to the Stay Informed list, please visit the Town's website (townofpalmbeach.com).

PROCEDURES FOR PUBLIC PARTICIPATION

Citizens desiring to address the Town Council should proceed toward the public microphones when the applicable agenda item is being considered to enable the Town Council President to acknowledge you.

PUBLIC HEARINGS: Any citizen is entitled to be heard on an official agenda item under the section entitled "Public Hearings," subject to the three minute limitation.

COMMUNICATIONS FROM CITIZENS: Any citizen is entitled to be heard concerning any matter under the section entitled "Communications from Citizens," subject to the three minute limitation. The public also has the opportunity to speak to any item listed on the agenda, including the consent agenda, at the time the agenda item comes up for discussion.

OTHER AGENDA ITEMS: Any citizen is entitled to be heard on any official agenda item when the Town Council calls for public comments, subject to the three minute limitation.

Town Council Meetings are public business meetings and, as such, the Town Council retains the right to limit discussion on any issue.

Town of Palm Beach
Meeting Schedule

4/5/17

Main Town Calendar

Town Council Meeting-Development Review
April 12, 2017, 9:30 AM - 11:59 PM @ Council Chambers
More Details

Town Council Meeting-Regular Business
April 13, 2017, 9:30 AM - 5:00 PM
More Details

Landmarks Preservation Commission (LPC) Meeting
April 19, 2017, 9:30 AM - 11:59 PM @ Council Chambers
More Details

Code Enforcement Board Meeting
April 20, 2017, 2:00 PM - 11:59 PM @ Council Chambers
More Details

Architectural Commission (ARCOM) Meeting
April 26, 2017, 9:00 AM - 11:59 PM @ Council Chambers
More Details

Shore Protection Board Meeting
April 27, 2017, 9:00 AM - 11:59 PM
More Details

Recreation Advisory Commission Meeting
May 1, 2017, 9:00 AM - 11:59 PM
More Details

Underground Utilities Task Force (UUTF) Meeting
May 2, 2017, 9:00 AM - 11:59 PM @ Council Chambers
More Details

Ordinances, Rules, and Standards Committee Meeting
May 4, 2017, 9:30 AM - 11:59 PM @ Council Chambers
More Details

Town Council Meeting-Regular Business
May 9, 2017, 9:30 AM - 5:00 PM
More Details

Town Council Meeting-Development Review
May 10, 2017, 9:30 AM - 11:59 PM @ Council Chambers
More Details

Planning and Zoning Commission Meeting
May 16, 2017, 9:30 AM - 11:59 PM
More Details

Landmarks Preservation Commission (LPC) Meeting
May 17, 2017, 9:30 AM - 11:59 PM @ Council Chambers
More Details

Code Enforcement Board Meeting
May 18, 2017, 2:00 PM - 11:59 PM @ Council Chambers
More Details

Retirement Board Meeting
May 19, 2017, 9:00 AM - 11:59 PM @ Council Chambers
More Details

Investment Advisory Committee Meeting
May 19, 2017, 2:30 PM - 11:59 PM
More Details

Architectural Commission (ARCOM) Meeting
May 24, 2017, 9:00 AM - 11:59 PM @ Council Chambers
More Details

Memorial Day-Town Hall Offices Closed
May 29, 2017, All Day
More Details

Commencement of Hurricane Season
June 1, 2017, All Day
More Details

Ordinances, Rules, and Standards Committee Meeting
June 1, 2017, 9:30 AM - 11:59 PM @ Council Chambers
More Details

Underground Utilities Task Force (UUTF) Meeting
June 6, 2017, 9:00 AM - 11:59 PM @ Council Chambers
More Details

Town Council Meeting-Regular Business
June 13, 2017, 9:30 AM - 5:00 PM
More Details

Town Council Meeting-Development Review
June 14, 2017, 9:30 AM - 11:59 PM @ Council Chambers
More Details

TOWN OF PALM BEACH

Town Council Meeting on: April 13, 2017

Section of Agenda
Minutes

Agenda Title
TOWN COUNCIL MEETING MINUTES:
Susan Eichhorn, Acting Town Clerk

a. March 14, 2017, Regular Town Council Meeting Minutes

b. March 15, 2017, Town Council Development Review Meeting Minutes

c. March 15, 2017, Local Planning Agency Meeting Minutes

Presenter

ATTACHMENTS:

- **Minutes of the March 14, 2017, TC Meeting**
- **Minutes of the March 15, 2017, TC-DR Meeting**
- **Minutes of the March 15, 2017, LPA Meeting**

MINUTES OF THE REGULAR TOWN COUNCIL MEETING
HELD ON TUESDAY, MARCH 14, 2017

I. CALL TO ORDER AND ROLL CALL

The regular Town Council meeting was called to order on Tuesday, February 14, 2017, at 9:30 a.m., in the Town Council Chambers. On roll call, all of the elected officials were found to be present.

II. INVOCATION AND PLEDGE OF ALLEGIANCE

Deputy Town Clerk Dominguez gave the invocation. Council President Kleid led the Pledge of Allegiance.

III. APPROVAL OF AGENDA

The following modifications were made to the Agenda**:**

ADDED TO THE AGENDA UNDER XIV. ANY OTHER MATTERS:

1. DISCUSSION OF TOWN MANAGER GOALS
2. SCHEDULING OF A TOWN COUNCIL BUDGET WORKSHOP

EDITED ITEM IX. A. 1.a. CONSENT AGENDA, FEBRUARY 14, 2017, REGULAR TOWN COUNCIL MEETING MINUTES EDITED ON PAGE 24 LINE 17-20 CHANGE "*TOWN COUNCIL DISCRETION*" TO *TOWN COUNCILCHOICES*. CHANGE "*THE POSSIBILITY OF UNFUNDED LIABILITY*" TO"*UNFUNDED LIABILITY*"

PULLED FROM CONSENT AGENDA:

ITEM NO. IX B.1., RESOLUTION NO. 26-2017, WAS PULLED FROM THE CONSENT AGENDA AND PLACED UNDER XII.B.C.1.

ITEM IX C.2., UNDERGROUND UTILITY PROJECT DASHBOARD FEBRUARY 2017 WAS PULLED FROM THE CONSENT AGENDA AND PLACED UNDER ITEM XII.A.2.

Motion was made by Council Member Zeidman, and seconded by Council Member Araskog to approve the Agenda, as amended. On roll call, the motion carried unanimously.

IV. RECOGNITIONS

A. Recognition of Peter I.C. Knowles, II for his service on the Architectural Commission from March 2010 through March 2017
John S. Page, Director of Planning, Zoning and Building

Mayor Coniglio recognized Peer I.C. Knowles, II for his service on the Architectural Commission. and presented him with a commemorative plaque.

B. Recognition of Martin D. Gruss for his service on the Architectural Commission from March 2010 through March 2017
John S. Page, Director of Planning, Zoning and Building

Mayor Coniglio recognized Martin D. Gruss for his service on the Architectural Commission, and presented him with a commemorative plaque.

V. PRESENTATIONS

A. Presentations by Applicants for the Landmarks Preservation Commission

B.

The following applicants provided a presentation to the Town Council:

- Jacqueline Albarran
- Kim Coleman
- Edward (Ted) Cooney
- Anne Fairfax
- John (Tim) Gannon
- Sue Patterson
- Jorge A. Sanchez
- Patrick W. Segraves
- Nikita Zukov
- Jacqueline Weld Drake

C. Presentations by Applicants for the Architectural Review Commission

The following applicants provided a presentation to the Town Council:

- John David Corey
- Maisie Grace
- Betsy Shiverick
- Robert J. Vila

D. Presentation by Applicants for the Retirement Board of Trustees:

- Kathleen Anderson
- Rosemary Carpenter
- C. Edward Carter
- C. Gerald Goldsmith

VI. COMMENTS OF MAYOR GAIL L. CONIGLIO

Mayor Coniglio reminded everyone that the liaison with the Florida Department of Transportation on the Flagler Bridge project would be present at the Town Council meeting tomorrow to make a presentation, spoke regarding her concerns with state legislation affecting municipal home rule, provided examples of proposed legislative bills and their impacts to the Town of Palm Beach, a forthcoming meeting with legislators in Tallahassee, providing contact information for legislators, the traffic impacts resulting from the development in the City of West Palm Beach, and the need for a traffic analysis.

It was the consensus of the Town Council to direct staff to immediately begin preparations to determine the scope of work for a traffic engineering analysis and database to monitor the development in the City of West Palm Beach and the impact on traffic congestion moving on and off the bridges and toward I-95.

VII. COMMENTS OF TOWN COUNCIL MEMBERS AND TOWN MANAGER

Council President Kleid announced that the Memorial Fountain Restoration Project was recognized by the Florida Chapter of the American Public Works Association as the project of the year, which is a great honor for those on the Centennial Commission, staff, and the outside consultants. In addition, the project was still in the running for a National recognition.

Council Member Lindsay spoke regarding the assault of the Florida Legislature on home rule, suggested joining with other cities to demand a response, and the veto power of the Governor.

Council Member Araskog spoke regarding the proposed legislation, and suggested that the Town website include a link for citizens with a synopsis of the proposed legislative bills, links to the proposed bills, contact information for the Palm Beach County Legislative Delegation, the Florida Senate President, Speaker of the House, and the legislators proposing the bills.

President Pro Tem Moore spoke regarding a news feature concerning fires from overcharged hover boards, and pointed it out as a public safety announcement for the potential danger of fires that can occur from overcharged hover boards,

Council Member Zeidman spoke reminding everyone to be diligent and protect themselves from the Zika Virus, and follow the recommendations of the Center for Disease Control and Prevention (CDC).

Town Manager Bradford requested an informal discussion relative to Town goals and the scheduling of the Budget Workshop meeting, under Any Other Matters.

It was the consensus of the Town Council to direct the Town Manager to add a link to the Town website with a synopsis of the proposed legislative bills that affect municipal home rule, to include contact information for the members of the Palm Beach County Legislative Delegation, the Speaker of the House, the Senate President, as well as the contact information for the proposers of the legislative bills.

VIII. COMMUNICATIONS FROM CITIZENS - 3 MINUTE LIMIT PLEASE

David Leavitt, Palm Beach Island Cats, spoke regarding the cats that were being treated, the fact that Palm Beach Island Cats was a model program with volunteers working 365 days per year, the help of Peggy Adams Animal Rescue League, the continuous problem of cats being dumped in Palm Beach, and thanked the Town Council for the support and for their efforts regarding shark fishing.

Renee Silvin, Australian Avenue, and member of the Landmarks Preservation Commission, spoke regarding the media attention that Palm Beach is getting from presidential visits, and advised caution when speaking to, or in front of, the press.

Mayor Coniglio and members of the Town Council commented that they simply do not respond to calls from the media, and routinely refer calls to Mayor Coniglio, so that there was one voice.

Diane Buhler, Friends of Palm Beach, thanked the Town Council for support, as well as the support of the Public Works Department in beach clean-up.

Pat Cooper, Palm Beach Civic Association, spoke regarding the proposed pension changes, and that there were far too many factors in play to know what will happen in the future.

Rosemary Reder spoke regarding the legacy of the Town of Palm Beach, requested that a letter regarding books donated to the United States Marines would be read into the record, the placement of the American flag, a community office for residents, and presented the Town Council with a solid brass anchor, which was the symbol of hope.

IX. APPROVAL OF CONSENT AGENDA

The following modifications were made to the Consent Agenda:

PULLED FROM CONSENT AGENDA:

ITEM NO. IX B.1., RESOLUTION NO. 26-2017, WAS PULLED FROM THE CONSENT AGENDA AND PLACED UNDER ITEM XII.B.C.1.

ITEM IX C.2., UNDERGROUND UTILITY PROJECT DASHBOARD FEBRUARY 2017, WAS PULLED FROM THE CONSENT AGENDA AND PLACED UNDER ITEM XII.A.2.

Motion was made by President Pro Tem Moore, and seconded by Council Member Zeidman, to approve the Consent Agenda, as amended above. On roll call, the motion carried unanimously.

A. MINUTES

1. TOWN COUNCIL MEETING MINUTES:
Susan A. Owens, MMC, Town Clerk

   a. February 14, 2017, Regular Town Council Meeting Minutes

   b. February 15, 2017, Town Council Development Review Meeting Minutes

2. Approval of Major Matters Considered by the Architectural Commission at its Meeting of February 22, 2017.
John S. Page, Planning, Zoning and Building

B. RESOLUTIONS

1. RESOLUTION NO. 26-2017 A Resolution of the Town Council of the Town of Palm Beach, Palm Beach County, Florida, Authorizing the Town Manager to Apply for and Execute the Grant Application for the Florida Boating Improvement Program for Boating Access Facilities on Behalf of the Town.
Beth Zickar, Director of Recreation (Pulled from Consent Agenda to be heard under Item XII.B.C.1.)

2. RESOLUTION NO. 27-2017 A Resolution of the Town Council of the Town of Palm Beach, Palm Beach County, Florida, Amending the Town's Investment Policy for Surplus Funds; Providing an Effective Date.
Jane Struder, Director of Finance

3. RESOLUTION NO. 28-2017 A Resolution of the Town Council of the Town of Palm Beach, Palm Beach County, Florida, Awarding RFP No. 2016-48 to AndCo Consulting for Investment Consulting Services, and Authorizing the Town Manager to Execute an Agreement on Behalf of the Town.
Jane Struder, Director of Finance

4. RESOLUTION NO. 29-2017 A Resolution of the Town Council of the Town of Palm Beach, Palm Beach County, Florida, Approving the Use of the Southeast Florida Purchasing Cooperative Group Contract for Office Supplies to Office Depot, Inc. for an Amount Not to Exceed $35,000 for the Remainder of the Fiscal Year 2017 Budget.
Jane Struder, Director of Finance

5. RESOLUTION NO. 30-2017 A Resolution of the Town Council of the Town of Palm Beach, Palm Beach County, Florida, Authorizing Ex Post Facto Issuance of a Purchase Order to Dobie Supply LLC in the Amount of $57,228.00 for the Purchase of Four (4) Variable Message Signs Per RFQ No. 40-2017; And Establishing a Budget of $60,000
Kirk W. Blouin, Director of Public Safety

6. RESOLUTION NO. 32-2017 A Resolution of the Town Council of the Town of Palm Beach, Palm Beach County, Florida, Approving a Purchase Order for Design, Bid, and Construction Phase Architectural Services to Bridges, Marsh, and Associates, Inc., in an

Amount of $61,000 for the Town Facilities Roofing Improvements, and Establishing a Design, Bid, and Construction Phase Architectural Services Budget of $71,000.
H. Paul Brazil, P.E., Director of Public Works

7. RESOLUTION NO. 35-2017 A Resolution of the Town Council of the Town of Palm Beach, Palm Beach County, Florida, Approving an Extension of the Contract to Supply Unleaded and Diesel Fuel to MacMillan Oil Co. of Florida, Inc.
Jane Struder, Director of Finance

8. RESOLUTION NO. 36-2017 A Resolution of the Town Council of the Town of Palm Beach, Palm Beach County, Florida, Authorizing and Approving the Transfer of $10,390.55 from the Fiscal Year 2017 Equipment Replacement Fund Contingency to the Equipment Replacement Account so as to Provide the Amount of $24,517.18 for the Purchase of the South Fire Station Community Meeting Room Audio/Visual Equipment and Establishing a Budget of $26,968.90.
Kirk W. Blouin, Director of Public Safety

C. OTHER

1. Request to Consider Ordinance Nos. 08-2017 and 09-2017 Prior to 5:00 p.m. at a Public Hearing
John S. Page, Director of Planning, Zoning & Building

2. Underground Utility Project Dashboard February 2017
Jane Struder, Director of Finance
(Pulled from Consent Agenda to be heard under item XII.A.2.)

X. BOARD/COMMISSION ANNUAL REPORT

A. Annual Report - Landmarks Preservation Commission
Edward Austin Cooney, Chair

Planning, Zoning & Building Director Page, on behalf of Chair Cooney, provided an overview of the Landmarks Preservation Commission Annual Report.

Motion was made by President Pro Tem Moore, and seconded by Council Member Lindsay, to accept the Annual Report of the Landmarks Preservation Commission. On roll call, the motion carried 4/0, as Council Member Araskog had temporarily left the dais.

XI. COMMITTEE REPORTS

A. Report of the Ordinances, Rules, & Standards Committee Meeting of February 02, 2017
Bobbie Lindsay, Chair

Chair Lindsay provided an overview of the Ordinances, Rules, & Standards Committee Report of February 2, 2017.

Motion was made by Council Member Zeidman, and was seconded byPresident Pro Tem Moore, to accept the report of the Ordinances, Rules, & Standards Committee. On roll call, the motion carried unanimously.

B. Report of the Public Safety Committee Meeting of February 9, 2017
Margaret A. Zeidman, Chair

Chair Zeidman provided an overview of the Public Safety Committee Report of February 9, 2017, and urged residents to register with the Town of Palm Beach, so that they would receive meeting alerts, traffic alerts, and other information.

Motion made by President Pro Tem Moore, and seconded by Council Member Lindsay to accept the report of the Public Safety Committee. On roll call, the motion carried unanimously.

XII. REGULAR AGENDA

A. Old Business

1. Proposed Recreation Center Project
Beth Zickar, Director of Recreation
TIME CERTAIN: 11:00 a.m.

a. Recreation Center Business Plan Update

President Kleid outlined the procedure that would be followed: Staff would report, questions would be taken from the Mayor and Town Council, public comments would be heard, and then an Executive Session, whereby discussion would take place regarding procedures or motions.

Director of Recreation Beth Zicker provided an overview of the business plan.

Discussion ensued regarding the accuracy of figures related to cost recovery for household and corporate passes, development of a policy for allowing only adults in the fitness center, cost of equipment in the fitness center, cleanliness of the facility, maintenance of equipment, current operating hours, expansion of evening programs, costs for having the center open on weekends, contract with certified instructors, the results of the needs assessment survey regarding the use of the Center, cost of the playground whether new, renovated or expanded, soccer field costs, tennis court costs, the donation of Mr. Mandel as a financial partner, the use of the Center by residents and non-residents, design of the basketball court, inclusion of the mission statement, revision of the plan to not include the corporate passes, the impact on traffic and parking in the area, the ability to adjust the programs according to the needs of the community, the worksheets developed by Ballard*King & Associates, Inc., and whether the business plan will sustain a new facility.

Public Works Director Brazil provided a summary of the condition of the Recreation Center, and the costs and challenges of renovation.

Public Comment:

Allen Wyett, North Lake Way, commented regarding developing a policy for use of the fitness center, and the inclusion of the cost of the equipment in the budget.

Steve Hall, 233 El Dorado Lane, commented regarding his concerns with the costs, questioned the need for a whole new Recreation Center, with the Town contributing a third of the costs when there were more pressing needs.

Jere Zenko, Tangier Avenue, commented that the Mandal grant was not a matching grant.

Mayor Coniglio replied that there were three participants, Mr. Mandal, Friends of Recreation, and The Town of Palm Beach, and that the project would not move forward without three participants.

Susan Watts, 44 Cocoanut Row, commented that the needs assessment survey did not ask if residents would use the facilities.

Dudley Moore, 220 El Bravo Way, commented regarding the prudent evaluation of expenditures, considering making improvements to the current Recreation Center, the underutilization of the current center, the use by non–residents, re-appraisal of the current building, and examining the project costs carefully.

Anita Seltzer, 44 Cocoanut Row commented regarding following the Comprehensive Plan, and suggest a new needs assessment and evaluation of all possibilities.

Michael Ainslie, Plantation Rd., commented in support of a new Recreation Center.

James Zisson, S. Ocean Blvd., commented in support of a new Recreation Center.

Motion was made by Council Member Zeidman, and seconded by President Pro Tem Moore, to accept the Ballard*King & Associates, Inc., business plan as part of the record. On roll call the motion carried unanimously

Discussion ensued regarding the percentage of non-residents and corporate passes necessary to make the business plan work, community involvement in the project, taking the gym and fitness center out of the business plan, the initial construction quote, the Recreation Advisory Commission split on the project, a mission statement of who the center would be serving, (residents, children attending school on the Island, and residents' guests and families), removal of the non-resident passes, whether there should be a gym or not, alignment with the Comprehensive Plan, the results of the needs assessment survey, who would be using the Recreation Center, higher insurance costs, the petitions submitted by residents as to what is desired, the revenue generated by target recreation centers used by Ballard*King, a breakdown of how revenue would be generated with the

various programs, and the need to look at the business plan more carefully to be fiscally responsible.

Mayor Coniglio commented that the Recreation Center was a service to the residents through the use of tax dollars. There was a need to upgrade to a state of the art facility for use by both residents and non-residents, and the obligation as citizens of the community was to move forward with the Recreation Center, with a playground for children, renovating the fields, improving the tennis facilities, and doing the right thing.

Discussion continued regarding residential and non-residential use of the center, traffic, parking issues, clarifying the costs, the consequences of eliminating the gym from the plan, the ability to adjust programs to the needs of the community, the need to be mindful of residents who are year round residents, whether this particular conservative business plan is a fiscally sound operational plan for the new building, the fact that the Recreation Department had examined all of the figures with their expertise, that one of the foremost experts had been hired to produce a business plan, and the opportunity for policy decisions to be made.

Motion was made by President Pro Tem Moore, and was seconded by Council Member Zeidman, to approve the business plan as supporting a fiscally sound operational plan for building a new recreation center, with the caveat that the corporate passes are removed. On roll call, the motion carried 4/1, with Council Member Araskog dissenting.

b. Consideration of Initiating Property Condition Assessment and Appraisal Reports.

Recreation Director Beth Zickar provided an overview of the cost of renovation of the current Recreation Center, nothing that any construction that exceeds 49% of the market value of the structure is considered a substantial improvement by the Federal Emergency Management Agency (FEMA) and must meet the current FEMA elevation standards, which would increase the cost of renovation substantially.

Public Works Director Paul Brazil provided an overview of the visible costs of renovation, noting that there were things that could not be addressed with only a visual walk through.

Town Manager Bradford publically thanked Public Works Director Brazil for accomplishing the report regarding renovation with such a short timeline. Mr. Brazil pointed out that Brett Madison, Paul Colby and Eric Brown worked over the weekend to accomplish the task.

Discussion ensued regarding the building deficiencies, the appraisal of the property, and renovating versus building a new facility.

Motion made by Council Member Araskog to have a current appraisal done on the Recreation Center. The motion died for lack of a second.

Council Member Araskog stated that her discussion in the previous Town Council meeting was by no means talking about the children; services were provided for children from all over, and West Palm Beach is very important to the Town. She explained that her discussion had been related to what had been stated in the previous meeting, as to the concerns of other people.

2. Town-Wide Underground Utilities Project:
H. Paul Brazil, P.E., Director of Public Works
TIME CERTAIN: 12:30 p.m.

a. Ratification of the Selection Committee's Recommendation for RFQ No. 2017-15 Construction Manager at Risk for the Town-Wide Overhead Utility Undergrounding Phase 1-South.

Town Manager Bradford provided an overview of the Selection Committee's recommendations, and clarified that the north portion of Phase I was from Onondaga Avenue to the Palm Beach Inlet. Phase I south was from Sloan's Curve to the border with the Town of South Palm Beach.

Director of Public Works Brazil provided information regarding the process of moving forward with one phase the way that it is, and then looking at something larger for later phases, and noted that larger pieces would entail longer periods for design, and binding cost estimates only lasted for a certain length of time.

Discussion ensued regarding competitive bidding to larger, national firms, the Consultant's Competitive Negotiation Act (CCNA) process, the feasibility of larger pieces in future phases, concerns about the timeline, concerns regarding the cost, the delays in the Nightingale/La Puerta project, continuing to look at utility sources for additional revenue, the Request for Information (RFI) for fiber optics, and the detailed financing information that would be forthcoming.

<u>Public Comment:</u>

Harris Fried, 212 Oleander Ave., spoke regarding the issue of risks that surround the undergrounding project, requested that this matter be tabled until next month, and suggested an open forum before the Town Council with people who have lived with this issue and thought about it.

Nikki McDonald, President, Lake Towers Condominium Association, spoke regarding the ratification process.

Town Manager Bradford explained the history that caused the Town to segue away from low bid in public works projects.

Motion was made by President Pro Tem Moore, and seconded by Council Member Zeidman to ratify the Selection Committee's recommendation for RFQ No. 2017-15 Construction Manager at Risk for the Town-wide overhead utility undergrounding Phase 1-South. On roll call, the motion carried unanimously.

b. Ratification of the Selection Committee's Recommendation for RFQ No. 2017-14 Construction Manager at Risk Services for the Town-Wide Overhead Utility Undergrounding Phase 1-North.

Motion was made by Council Member Zeidman, and seconded by President Pro Tem Moore, to ratify the Selection Committee's Recommendation for RFQ No. 2017-14 Construction Manager at Risk services for the Town-wide overhead utility undergrounding Phase 1-North. On roll call, the motion carried unanimously.

c. Consideration of Peer Review Engineer's Opinion of Cost.

Town Manager Bradford requested, on behalf of the Underground Utilities Task Force (UUTF), that the Town Council give consideration to a Peer Review of the Kimley-Horn Engineer Opinion of Cost. He noted that at the March 7, 2017 UUTF meeting, the Palm Beach Civic Association indicated they would be willing to partner with the Town in order to provide, and help pay for, a Peer Review. Mr. Bradford explained the Town procedures regarding awarding engineering work that, in this instance, could not be waived, since it was not an emergency; however, the Peer Review could still begin on a parallel track with the first phase of the work.

Discussion took place regarding what would constitute an emergency, when the Peer Review should be done, the CCNA procedures, the timeline for obtaining a work product, and the possibility of the Palm Beach Civic Association doing the Peer Review independently.

Town Attorney Randolph advised that a public entity hiring engineering/architectural services, that have costs of more than $35,000, must go through the CCNA process.

Ned Barnes, President Palm Beach Civic Association, offered a 50/50 split, for up to a $100,000 study, expressed concern about doing the Peer Review independently, and concern that a 50/50 split would require the Town to go through the CCNA process.

<u>Public Comment</u>:

Allen Wyett, North Lake Way, spoke regarding the risk of doing the Peer Review after Phase 1-South and North.

Anita Seltzer, 44 Cocoanut Row, spoke regarding Sunshine Week (March 12-18), and the Sunshine Law provisions, as it related to a public/private partnership.

Discussion ensued regarding the scope of the Peer Review, and the possibility of delaying the Peer Review. Town Manager Bradford explained that the Town Council could authorize the steps for getting into the Peer Review, and the work product would be finished on July l, then we would have everything set up and ready to go for the way we envision the project today.

Motion was made by Council Member Araskog, and was seconded by Council Member Zeidman, to direct staff to hire a national company of national reputation with broad experience in large undergrounding projects, to conduct a Peer Review of the Master Plan prepared by Kimley-Horn & Associates, opine on the cost of the undergrounding, the plan for construction, enumerate possible cost savings procedures and also to specify the risk factors involved, with optional plans suggested. On roll call, the motion carried unanimously.

Motion was made by Council Member Lindsay, and seconded by Council Member Araskog, to accept the donation from the Palm Beach Civic Association at a cost to them not to exceed $50,000. On roll call, the motion carried unanimously.
It was the consensus of the Town Council to continue with the project; that there are still several months to pause and not pull the trigger, and to proceed on parallel courses.

Public Comment:

Nikki McDonald, President, Lake Towers Condominium Association, spoke regarding a time frame for the Peer Review.

Ira Smith, complimented the fortitude and stamina of the Town Council, spoke regarding the sensibility in the consideration of financing for both the Recreation Center and the undergrounding project, and the ballot language in the referendum.

d. Filling of Underground Utilities Task Force Vacancy

Discussion ensued regarding the need to fill the Underground Utilities Task Force vacancy.

It was the consensus of the Town Council to direct staff to advertise the opening for a member of the Underground Utilities Task Force, accept letters of interest and resumes for review, and make an appointment at the May 9, 2017, Town Council meeting.

e. Bridge Financing Update

Town Manager Bradford spoke regarding the importance of the April 4, 2017, UUTF meeting, which would address financing. The outcome of that would be a presentation to the Town Council at the April 13, 2017, meeting on the ways to do bridge financing until the lawsuits relative to the referendum of March 2016 were settled.

f. Underground Utility Project Dashboard February 2017
Jane Struder, Director of Finance (Pulled from Consent Agenda)

Finance Director Struder provided an overview of the Underground Utility Project Dashboard.

Discussion took place regarding easement acquisitions, the delay in moving forward as a result of waiting to get an opinion on the construction methodology, and homeowners working with staff regarding easement locations.

B. New Business

1. Appointments to the Landmarks Preservation Commission
John S. Page, Director of Planning, Zoning and Building

Motion was made by Council Member Zeidman, and seconded by Council Member Araskog, to ratify the following Landmarks Preservation Commission appointments:

<u>Regular Members:</u>
Jacqueline Albarran
Edward T. Cooney
Anne Fairfax
John Gannon
Patrick Segraves

<u>Alternate Members:</u>
Jacqueline Weld Drake
Kim Coleman
Jorge Sanchez

On roll call, the motion carried unanimously.

(Clerk's Note: At a later point in the meeting, Director Page noted that Jorge Sanchez had declined the appointment as an alternate member of the Landmarks Preservation Commission, and read the email from Mr. Sanchez into the record. A ballot was prepared and a new vote was taken, and Sue Patterson was appointed as an alternate member of the Landmarks Preservation Commission).

Motion was made by Council Member Lindsay, and seconded by Council Member Araskog, to ratify elimination of Jorge Sanchez and appoint Sue Patterson as an alternate member. On roll call, the motion carried unanimously.

2. Appointments to the Architectural Review Commission
John S. Page, Director of Planning, Zoning and Building

Motion was made by Council Member Zeidman, and seconded by President Pro Tem Moore, to ratify the following Architectural Review Commission appointments:

<u>Regular Members:</u>
Maisie Grace
Bob Vila

On roll call, the motion carried unanimously.

3. Appointments to the Retirement Board of Trustees
William P. Hanes, Pension Administrator

Motion was made by Council Member Zeidman, and seconded by Council Member Lindsay, to ratify the following Retirement Board of Trustees appointments:

C. Edward Carter
C. Gerald Goldsmith.

On roll call, the motion carried unanimously.

4. RESOLUTION NO. 31-2017 A Resolution of the Town Council of the Town of Palm Beach, Palm Beach County, Florida, approving a Purchase Order for Design, Bid, and Construction Phase Engineering Services to Mock, Roos and Associates, Inc., in an Amount of $895,062 for the D-14 Pump Station Improvements, and Establishing a Design, Bid, and Construction Phase Engineering Services Budget of $935,000.
H. Paul Brazil, P.E., Director of Public Works

Director of Public Works Brazil provided an overview of the project.

Discussion ensued regarding the construction location and schedule.

Motion was made by President Pro Tem Moore, and seconded by Council Member Zeidman, to approve Resolution No. 31-2017. On roll call, the motion carried unanimously.

5. Waiver to Town Code 42-198 and 199 for Work During Season by Florida Power and Light at 255 South County Road.
H.Paul Brazil, P.E., Director of Public Works

Director of Public Works Brazil provided an overview of the request for a waiver to Town Code 41-198 and 199.

Motion was made by Council Member Zeidman, and seconded by President Pro Tem Moore, to approve the Waiver to Town Code 42-198 and 199 for work during the season by Florida Power and Light, at 255 South County Road. On roll call, the motion carried unanimously.

6. Coastal Update:

a. Shore Line Condition Update
H.Paul Brazil, P.E., Director of Public Works

Rob Weber, Coastal Program Manager, provided an update on shoreline conditions.

C. Matters Pulled from Consent Agenda:

1. RESOLUTION NO. 26-2017 A Resolution of the Town Council of the Town of Palm Beach, Palm Beach County, Florida, Authorizing the Town Manager to

Apply for and Execute the Grant Application for the Florida Boating Improvement Program for Boating Access Facilities on Behalf of the Town.
Beth Zickar, Director of Recreation

Director of Recreation Zicker provided an overview of the grant application with the Florida Boating Improvement Program.

Town Dock Master Michael Horn spoke regarding the piling replacement project.

Discussion ensued regarding the costs for replacement of pilings, the timeline for the grant application, the current condition of the pilings, the safety factors and the economic impacts.

Motion made by President Pro Tem Moore, and seconded by Council Member Araskog, to approve Resolution No. 26-2017. On roll call, the motion carried unanimously.

XIII. ORDINANCES

A. Second Reading

1. ORDINANCE NO. 07-2017 An Ordinance of the Town Council of the Town of Palm Beach, Palm Beach County Florida, Amending Chapter 82 of the Town Code of Ordinances Relating to Personnel, at Article II, Employee Benefits, Division 2, Retirement System; Amending Subdivision I, in General, by Amending Section 82-80, Reserve for Member Contributions; Amending Section 82-134, Retirement Age and Service Conditions for Benefit Group General and Benefit Group Lifeguard; Amending Section 80-135, Amount of Pension for Benefit Group General and Benefit Group Lifeguard; Providing for Severability; Amending Section 82-139, Deferred Retirement Option Program for Members of Benefit Group General and Benefit Group Lifeguard; Providing for Repeal of Ordinances in Conflict; Providing for Codification; Providing an Effective Date.

Discussion took place regarding the changes being made to the Retirement Plan, the annual amount of the pension for 30-year employees, the unfunded liability, the employee contribution to the Defined Contribution (DC) portion of the plan, long term policy decisions, the unresolved contract with Firefighters and EMTs, the actuarial reports, the entire employee benefit package, the average life expectancy, the balance of fairness to both employees and taxpayers, the responsibility of the Town Council to initiate a sustainable retirement policy, the risks with the future liability, a managed account program relative to the DC portion of the plan, and taking more time to find the right solution.

Director of Human Resources Danielle Olson provided information on the managed account program, and default target date funds within the plan.

Motion was made by Council Member Araskog to not approve the second reading of Ordinance No. 07-2017, and was seconded by Council Member

Lindsay. On roll call, the motion failed 3/2, with Council Member Zeidman, President Pro Tem Moore, and President Kleid dissenting.

Motion was made by Council Member Zeidman, and was seconded by President Pro Tem Moore, to adopt Ordinance No. 07-2017 on second reading. On roll call, the motion carried 3/2, with Council Members Araskog and Lindsay dissenting.

a. RESOLUTION NO. 37-2017 A Resolution of the Town Council of the Town of Palm Beach, Florida, Revising The Defined Contribution Retirement Plan for Town Employees; Approving Amendments to the ICMA Governmental Profit-Sharing Plan & Trust Adoption Agreement; Providing for Severability; Providing for Full Force and Effectiveness; Providing for Repeal of Conflicting Resolutions; And Providing an Effective Date.
Jane Struder, Director of Finance

Director of Human Resources Danielle Olson provided an overview of Resolution No. 37-2017.

Motion made by Council Member Zeidman, and seconded by President Pro Tem Moore, to approve Resolution No. 37-2017. On roll call the motion carried 3/2, with Council Members Araskog and Lindsay dissenting.

B. First Reading

1. ORDINANCE NO. 11-2017 An Ordinance of the Town Council of the Town of Palm Beach, Palm Beach County, Florida, Amending Chapter 42, Environment, of the Town's Code of Ordinances at Article V, Noise, Section 42-197 Specific Acts Prohibited to Include ~~at~~ a New Subparagraph so as to Prohibit the Use of Gasoline Powered Leaf Blowers on any Properties Within the Town Consisting of Less than One Acre; Providing for Severability; Providing for Codification; Providing an Effective Date.
TIME CERTAIN: 2:30 p.m.
Jay Boodheshwar, Deputy Town Manager

Deputy Town Manager Boodheshwar provided an overview of the subject ordinance.

Public Comment:

Scott Lewis, Scott Lewis Landscaping, commented regarding the problems with battery powered leaf blowers, and requested deferral of the ordinance.

Rick Draime, landscaper, commented regarding the increase in labor that would be needed for battery powered leaf blowers.

Kirk Carlson, Armstrong Landscaping, commented regarding the financial responsibility incurred by landscapers, looking at the enforcement issue, and objected to the ordinance.

Colin Goldsmith, Botanical Landscaping, commented in objection to the ordinance.

Mitchell Taylor, MT Landscaping, commented in objection to the ordinance.

Jesse Casterino, landscaper, commented in objection to the ordinance.

Rosemary Reder commented on the noise from electric leaf blowers.

Ned Barnes, President Palm Beach Civic Association, commented that most members of the organization were in favor of tightening enforcement before imposing a ban.

Robin (*last name not provided*) commented regarding noise from the Town's own Public Works Department equipment, and read a letter from a landscaper of 20 years into the record.

Albert Alson, gardener, commented regarding the dangers with batteries in electric leaf blowers, and the enforcement issue.

Discussion took place regarding quality of life issues, the reality of code enforcement officers following up on leaf blower use, the costs to landscapers and to the Town to convert to battery operated leaf blowers, and the Ordinance, Rules & Standards (ORS) Committee objective to review all noise, including construction noise.

Motion was made by Council Member Lindsay, and seconded by President Pro Tem Moore to approve Ordinance No. 11-2017 on first reading, striking the word "at" in the title. On roll call, the motion carried 3/2, with Council Members Araskog and Zeidman dissenting.

XIV. ANY OTHER MATTERS

1. **TOWN MANAGER GOALS (***Added to Agenda*)

   Town Manager Bradford spoke regarding the scoring procedure used by the Town Council concerning the Town Manager Goals, and requested that once the goals were established there not be any changes made to them, since it was a group process. The goals should be scored as they were written.

   Discussion ensued regarding the directions for scoring, and the goals delegated to the Town Manager.

2. **SCHEDULING OF A TOWN COUNCIL BUDGET WORKSHOP (***Added to Agenda)*

   Discussion took place regarding the date for a Budget Workshop.

It was the consensus of the Town Council to schedule a Budget Workshop on Thursday, March 30, 2017 at 9:30 a.m. in the Town Council Chambers.

XV. ADJOURNMENT

There being no further business, the Regular Town Council Meeting of March 14, 2017 was adjourned at 6:15 p.m.

APPROVED:

_____
Richard M. Kleid
Town Council President

ATTEST:

_____
Susan A. Owens, MPA, MMC
Town Clerk

MINUTES OF THE DEVELOPMENT REVIEW TOWN COUNCIL MEETING

HELD ON WEDNESDAY, MARCH 15, 2017

I. CALL TO ORDER AND ROLL CALL

The Development Review Town Council meeting was called to order on Wednesday, March 15, 2017, at 10:50 A.M. in the Town Council Chambers. On roll call, all of the elected officials were found to be present.

II. INVOCATION AND PLEDGE OF ALLEGIANCE

Deputy Clerk Ruderman gave the invocation. Council President Kleid led the Pledge of Allegiance

III. PRESENTATIONS - The Flagler Memorial Bridge Update was given at the Local Planning Agency Meeting at 9:30 A.M. by Geoffrey Parker, P.E., New Millennium Engineering

IV. COMMENTS OF MAYOR GAIL L. CONIGLIO - None

V. COMMENTS OF TOWN COUNCIL MEMBERS AND TOWN MANAGER

Council Member Moore commented on how blessed she feels to live in this beautiful town.

VI. COMMUNICATIONS FROM CITIZENS - None

VII. APPROVAL OF AGENDA

The following changes were made to the agenda:

- Item No. III.A., Flagler Memorial Bridge Update was moved to the Local Planning Agency Meeting at 9:30 A.M.

Deferrals: The following items were deferred to the April 12, 2017, Town Council meeting:

- Item No. X.A.1.b., Variance #1-2017
- Item No. X.A.1.d., Special Exception #29-2016 With Site Plan Review and Variances
- Item No. X.A.1.e., Special Exception #30-2016 With Site Plan Review and Variances

Deferrals: The following items were deferred to the May 10, 2017, Town Council meeting:

- Item No. X.A.1.g., Site Plan Review #1-2017
- Item No. X.A.1.h., Site Plan Review #2-2017

Addition of Item XI.A., Minutes from February 14, 2017 Town Council meeting

Motion was made by Council Member Araskog, and seconded by Council Member Lindsay, to approve the Agenda, as amended above. On roll call, the motion carried unanimously.

Deputy Clerk Ruderman swore in all who would be providing testimony.

VIII. PUBLIC HEARINGS

IX. RESOLUTIONS

A. RESOLUTION NO. 38-2017 A Resolution Of The Town Council Of The Town Of Palm Beach, Palm Beach County, Florida, Authorizing Ad Valorem Tax Exemptions For 350 Worth Avenue, The Everglades Club (Main Lounge Ceiling Renovation) And Stating That The Subject Property Meets The Criteria Set Forth In Chapter 54, Article V Of The Code Of Ordinances Of The Town Of Palm Beach, Relating To Landmarks Preservation And Titled "Tax Exemptions."

John S. Page, Director of Planning, Zoning & Building

Motion was made by Council Member Lindsay, and seconded by Council Member Araskog, to approve Resolution No. 38-2017. On roll call, the motion carried unanimously.

B. RESOLUTION NO. 39- 2017 A Resolution Of The Town Council Of The Town Of Palm Beach, Palm Beach County, Florida, Authorizing Ad Valorem Tax Exemptions For The Breakers Hotel, One South County Road (South Ocean Tower Renovations) And Stating That The Subject Property Meets The Criteria Set Forth In Chapter 54, Article V Of The Code Of Ordinances Of The Town Of Palm Beach, Relating To Landmarks Preservation And Titled "Tax Exemptions."

John S. Page, Director of Planning, Zoning & Building

Motion was made by Council Member Zeidman, and seconded by Council Member Lindsay, to approve Resolution No. 39-2017. On roll call, the motion carried unanimously.

X. DEVELOPMENT REVIEWS

A. Variances, Special Exceptions, and Site Plan Reviews

1. Old Business

a. VARIANCE #25-2016 The application of Maura Ziska, Manager of Barnacle PB LLC; relative to property commonly known as 221 Oleander Ave. described as lengthy legal description on file; located in the R-C Zoning District. The applicant requests a variance to allow construction of a new 2,930 square foot, two story residence on a lot with a depth of 56 feet in lieu of the 100 foot minimum required and a lot area of 4,200 square feet in lieu of the 10,000 square foot minimum; a variance to allow lot coverage to be 41.6% in lieu of the 30% maximum allowed; a variance to allow a front yard setback to be 13.5 feet in lieu of the 25 foot minimum; and a variance to allow a rear yard setback to be 10 feet in lieu of the 15 foot minimum required. [Attorney: Maura Ziska, Esq.] [Architectural Commission Recommendation: Implementation of the

proposed variance will not cause negative architectural impact to the subject property. Carried 7-0] [Architectural Commission approved the Project at the February 22, 2017 meeting. Carried 7-0]

John S. Page, Director of Planning, Zoning & Building

No ex-parte communications were declared.

Attorney Ziska provided an overview of the applicant's request.

Architect Menard provided additional details.

Zoning Administrator Castro made corrections regarding setback and lot coverage numbers. Lot coverage 38.6% in lieu of 30% maximum allowed. Front setback is 11.16 feet in lieu of the 25 foot minimum required for the RC District and rear setback is 10 foot in lieu of 15 foot minimum required for the RC District.

Motion was made by Council Member Zeidman, and seconded by Council Member Lindsay, that Variance #25-2016 shall be granted and find, in support thereof, that all of the criteria applicable to the application as set forth in Section 134-201(a), items 1 through 7, have been met with the changes noted above. On roll call, the motion carried unanimously.

b. VARIANCE #1-2017 The application of Rosemin Stanoytchev; relative to property commonly known as 157 Peruvian Ave., described as lengthy legal description on file; located in the R-C Zoning District. The applicant is requesting a variance to build a two-story, 3,911 square foot (including the garage) single-family residence on a lot with an area of 6,250 square feet, in lieu of the 10,000 square foot minimum required, and a lot width of 50 feet, in lieu of the 75 foot minimum required. [Attorney: David E. Klein, Esq.] [Architectural Commission deferred the project to its January 25, 2017 meeting.] [Architectural Commission deferred the Project to the March 22, 2017 meeting. Carried 7-0] Request for Deferral to the April 12, 2017, Town Council Meeting Per Letter Dated February 28, 2017 from David E. Klein.

John S. Page, Director of Planning, Zoning & Building - ***Deferred to the April 12, 2017 Town Council meeting***

c. SPECIAL EXCEPTION #28-2016 WITH SITE PLAN REVIEW AND VARIANCES The application of Gregory Fisher; relative to property commonly known as 316 Seabreeze Ave., described as lengthy legal description on file; located in the R-B Zoning District. The applicant is requesting a special exception with site plan review to allow the construction of a 2,700 square foot two-story, single family residence on two platted lots which combined creates a lot that is 50 feet in width in lieu of the 100 foot minimum required and 6,125 square feet in area in lieu of the 10,000 square foot minimum area required. The following variances are being requested. To allow a 6 foot west side yard setback for the two story portion in lieu of the 15 foot minimum required and to allow a 6 foot east side yard setback for the one story portion in lieu of the 12.5 foot minimum required. [Attorney: Maura Ziska, Esq.] [Architectural Commission Recommendation: Implementation of the proposed variance

will not cause negative architectural impact to the subject property. Carried 7-0. Approved the project 5-2]

John S. Page, Director of Planning, Zoning & Building

No ex-parte communications were declared.

Attorney Ziska provided an overview of the applicant's request.

Architect Segraves provided additional details.

Director Page provided Staff's comments.

Discussion on setbacks took place.

Motion was made by Council Member Lindsay, and seconded by Council Member Zeidman, that Special Exception #28-2016 shall be granted, based upon the finding that such grant will not adversely affect the public interest and that the applicable criteria set forth in Section 134-229 of the Town Code have been met. On roll call, the motion carried 4-1 with Council Member Araskog dissenting.

Motion was made by Council Member Lindsay, and seconded by Council Member Zeidman, that Site Plan #28-2016 be approved based upon the finding that the approval of the site plan will not adversely affect the public interest and that the Council certifies that the specific zoning requirements governing the individual use have been met and that satisfactory provision and arrangement has been made concerning Section 134-329, items 1 through 11. On roll call, the motion carried 4-1 with Council Member Araskog dissenting.

Motion was made by Council Member Lindsay, and seconded by Council Member Zeidman, that the Variance #28-2016 shall be granted and find, in support thereof, that all of the criteria applicable to this application as set forth in Section 134-201(a), items 1 through 7, have been met. On roll call, the motion carried 4-1 with Council Member Araskog dissenting.

d. <u>SPECIAL EXCEPTION #29-2016 WITH SITE PLAN REVIEW AND VARIANCES</u> The application of Gregory Fisher; relative to property commonly known as 320 Seabreeze Ave., described as lengthy legal description on file; located in the R-B Zoning District. The applicant is requesting for approval of a special exception with site plan review to allow the construction of a 2,713 square foot two-story, single family residence on two platted lots which combined creates a lot that is 50 feet in width in lieu of the 100 foot minimum required and 6,125 square feet in area in lieu of the 10,000 square foot minimum area required. The following variances are being requested. To allow a 6 foot east side yard setback for the two story portion in lieu of the 15 foot minimum required and to allow a 6 foot west side yard setback for the one story portion in lieu of the 12.5 foot minimum required. [Attorney: Maura Ziska, Esq.] [Architectural Commission deferred the Project to the March 22, 2017 meeting. Carried 7-0] Request for Deferral to the April 12, 2017, Town Council Meeting Per Letter Dated February 28, 2017 from Maura Ziska.

John S. Page, Director of Planning, Zoning & Building - ***Deferred to the April 12, 2017 Town Council meeting***

e. SPECIAL EXCEPTION #30-2016 WITH SITE PLAN REVIEW AND VARIANCES The application of Town of Palm Beach (Tom Bradford, Town Manager); relative to property commonly known as 340 Seaview Ave., described as lengthy legal description on file; located in the R-B Zoning District. The applicant is requesting a special exception with site plan review to approval to allow a new two-story 33,810 square foot Recreation Center for the Town of Palm Beach that will include a new athletic field, parking lot, gymnasium, tennis pro shop, multi-purpose room, fitness center with locker rooms, concession area, classrooms, offices and new maintenance building, new tennis backboard, new scoreboard. A second special exception request is to allow for a rebound wall to be constructed on the north side of the new maintenance building. The following variances are being requested in order to construct the new community center: 1) A west side yard setback of 10 feet in lieu of the 30 foot minimum required for properties that are in excess of 20,000 square feet; 2) A north side yard setback of 8 feet in lieu of the 30 foot minimum required for properties that are in excess of 20,000 square feet; 3) A street rear yard setback for the new parking lot on Royal Palm Way of 4 feet in lieu of the 35 foot minimum required for properties that are in excess of 20,000 square feet; 4) an east side yard setback of 4 feet in lieu of the 30 foot minimum required for the new parking lot on Royal Palm Way for properties that are in excess of 20,000 square feet; 5) a height of 27 feet in lieu of the 22 foot maximum allowed; 6) an overall height of 35 feet in lieu of the 30 foot maximum allowed; 7) a vertical distance to the top of beam of 30.75 feet in lieu of the 26 foot maximum distance allowed from the crown of street to top of beam; 8) landscaped open space of 43% in lieu of the 55% minimum required for properties that are in excess of 20,000 square feet; 9) parking lot interior landscaped open space of 5% in lieu of the 10% minimum required; 10) to allow signage on the proposed scoreboard which would exceed the maximum signage allowed (of one for each street frontage); 11) to allow three (3) air-conditioning units to be on the roof that is in excess of the 4 foot maximum allowed. The proposed A/C units will be 5 feet tall plus the height of the stand. [Attorney: Maura Ziska, Esq.] [Architectural Commission Recommendation: Implementation of the proposed variance will not cause negative architectural impact to the subject property with existing parking or Option B. Carried 4-3] [Architectural Commission deferred the Project to the March 22, 2017 meeting. Carried 7-0] Request for Deferral to the April 12, 2017, Town Council Meeting Per Letter Dated February 28, 2017 from Maura Ziska.

John S. Page, Director of Planning, Zoning & Building - ***Deferred to the April 12, 2017 Town Council meeting***

f. SPECIAL EXCEPTION #1-2017 WITH SITE PLAN REVIEW AND VARIANCE The application of Robert A. Toohey; relative to property commonly known as 319 Seaspray Ave., described as lengthy legal description on file; located in the R-B Zoning District. The applicant is requesting a special exception with site plan review to allow the

construction of 3,981 square foot, two-story single family residence on three platted lots which combined creates a lot that is 75 feet in width in lieu of the 100-foot minimum required and 9,187 square feet in area in lieu of the 10,000 square foot minimum required. The applicant is also requesting a variance to allow construction of a new residence on a lot that is 75 feet in width which will have a one-car garage in lieu of the two-car garage required for lots 75 feet or more in width. [Attorney: Maura Ziska, Esq.] [Architectural Commission Recommendation: Implementation of the proposed variance will not cause negative architectural impact to the subject property. Carried 6-1] [Architectural Commission approved project 4-3 at the February 22, 2017 meeting.]

John S. Page, Director of Planning, Zoning & Building

No ex-parte communications were declared.

Attorney Ziska provided an overview of the applicant's request.

Architect Vazquez provided additional details.

Zoning Administrator Castro provided Staff's comments.

Motion was made by Council Member Zeidman, and seconded by Council Member Moore, that Special Exception #1-2017 with Site Plan Review shall be granted based upon the finding that such grant will not adversely affect the public interest and that the applicable criteria set forth in Section 134-229 of the Town Code have been met. On roll call, the motion carried 4-1 with Council Member Araskog dissenting.

Motion was made by Council Member Zeidman, and seconded by Council Member Moore, that Site Plan #1-2017 be approved based upon the finding that the approval of the site plan will not adversely affect the public interest and that the Council certifies that the specific zoning requirements governing the individual use have been met and that satisfactory provision and arrangement has been made concerning Section 134-329, items 1 through 11. On roll call, the motion carried 4-1 with Council Member Araskog dissenting.

Motion was made by Council Member Zeidman, and seconded by Council Member Moore, that the Variance related to Special Exception #1-2017 shall be granted and find, in support thereof, that all of the criteria applicable to this application as set forth in Section 134-201(a), items 1 through 7, have been met. On roll call, the motion carried 4-1 with Council Member Araskog dissenting.

g. <u>SITE PLAN REVIEW #1-2017</u> The application of 235 Via V PB LLC (Stuart Kapp, Manager); relative to property commonly known as 235 Via Vizcaya., described as lengthy legal description on file; located in the R-A Zoning District. The applicant is requesting a site plan review to allow the construction of a 7,444 square foot two-story, single family residence on a non-conforming platted lot which is 15,344 square feet in area in lieu of the 20,000 square foot minimum area required; 47.25 in width in lieu of the 125 foot minimum required; and 97.58 feet in depth in lieu of the 150 foot minimum required. [Attorney: Maura Ziska, Esq.] [Architectural Commission deferred the Project to the April 26, 2017 meeting. Carried

7-0] Request for Deferral to the May 10, 2017, Town Council Meeting Per Letter Dated January 26, 2017 from Maura Ziska.

John S. Page, Director of Planning, Zoning & Building - ***Deferred to the May 10, 2017 Town Council meeting***

h. SITE PLAN REVIEW #2-2017 The application of JDC Florida Properties LLC (Stuart Kapp, Manager); relative to property commonly known as 12 Via Vizcaya., described as lengthy legal description on file; located in the R-A Zoning District. The applicant is requesting a site plan review to allow the construction of a 6,958 square foot two-story, single family residence on a non-conforming platted lot which is 15,102 square feet in area in lieu of the 20,000 square foot minimum area required; 106.67 in width in lieu of the 125 foot minimum required; and 100.17 feet in depth in lieu of the 150 foot minimum required. [Attorney: Maura Ziska, Esq.] [Architectural Commission deferred the Project to the April 26, 2017 meeting. Carried 7-0] Request for Deferral to the May 10, 2017, Town Council Meeting Per letter Dated January 26, 2017 from Maura Ziska.

John S. Page, Director of Planning, Zoning & Building - ***Deferred to the May 10, 2017 Town Council meeting***

2. New Business

a. VARIANCE #9-2017 The application of David and Zoya Soane; relative to property commonly known as 130 Brazilian Ave., described as lengthy legal description on file; located in the R-B Zoning District. The applicant is requesting a variance for cubic content ratio ("CCR") to construct a two story 499 square foot addition to the rear of the landmarked residence that will result in a CCR of 4.31 in lieu of the 4.11 existing and the 3.97 maximum allowed. The addition is a one story with an open balcony above. [Attorney: Maura Ziska, Esq.] [Landmarks Commission Recommendation: Implementation of the proposed variance will not cause negative architectural impact to the landmark property. Carried 7-0]

John S. Page, Director of Planning, Zoning & Building

No ex-parte communications were declared.

Attorney Ziska provided an overview of the applicant's request. Correction noted no balcony included.

Architect Drobot provided additional details.

Zoning Administrator Castro provided Staff's comments.

Motion was made by Council Member Moore, and seconded by Council Member Zeidman, that Variance #9-2017 shall be granted and find, in support thereof, that all of the criteria applicable to this application as set forth in Section 134-201(a), items 1 through 7 have been met. On roll call, the motion carried 4-1 with Council Member Araskog dissenting.

b. SPECIAL EXCEPTION #4-2017 WITH SITE PLAN REVIEW The application of Alex Gilmurray, Chief Financial Officer of The Breakers Palm Beach, Inc.; relative to property commonly known as 1 S. County

Rd., described as lengthy legal description on file; located in the PUD-A Zoning District. The applicant is requesting a special exception with site plan review approval for the following modifications to The Breakers Hotel: Diesel fuel tank at engine room service court. Add 3,000-gallon diesel fuel tank on concrete slab just north of service court in previously-approved engine room expansion area on the north side of the main hotel. This fuel tank is 18.16 feet long, 5.91 feet wide and 5.91 feet high. Its purpose is to provide fuel to the new emergency generator. Front Lawn Service Buildings. Two one-story accessory buildings, known as pavilions will be constructed on the front/croquet lawn. The south building (755 square feet) will be utilized to plate food for outdoor events and the north building (446 square feet) will contain restrooms to serve the area. The lawn in located southwest of the hotel. While The Breakers has been using the lawn for events and functions for many years, Town Council approval is required to continue using the lawn for events. [Attorney: James M. Crowley, Esq.] [Landmarks Commission Recommendation: Implementation of the proposed special exception with site plan review will not cause negative architectural impact to subject landmark property. Carried 6-1]

John S. Page, Director of Planning, Zoning & Building

No ex-parte communications were declared.

Attorney Crowley provided an overview of the applicant's request.

Zoning Administrator Castro provided Staff's comments.

Motion was made by Council Member Lindsay, and seconded by Council Member Zeidman, that Special Exception #4-2017 with Site Plan Review shall be granted based upon the finding that such grant will not adversely affect the public interest and that the applicable criteria set forth in Section 134-229 of the Town Code have been met. On roll call, the motion carried unanimously.

Motion was made by Council Member Lindsay, and seconded by Council Member Zeidman, that Site Plan #4-2017 be approved based upon the finding that the approval of the site plan will not adversely affect the public interest and that the Council certifies that the specific zoning requirements governing the individual use have been met and that satisfactory provision and arrangement has been made concerning Section 134-329, items 1 through 11. On roll call, the motion carried unanimously.

c. SPECIAL EXCEPTION #5-2017 The application of 305 Concepts, LLC ("Coyo Taco"); relative to property commonly known as 340 Royal Poinciana Way, Ste. 337A, described as lengthy legal description on file; located in the C-PC Zoning District. The applicant is requesting a special exception approval to operate a 3,260 square foot (196 square feet of open standing area, 2,103 square feet of dining and taqueria, and 961 square feet of support), 80 seat restaurant, which will feature Mexican cuisine. The proposed restaurant will be located in the southwest corner of the Royal Poinciana Plaza (formerly "Edwards" salon). The proposed hours of operation are as follows: Sunday through Thursday – Lunch and

Dinner – 11 a.m. to 1 a.m. Friday and Saturday – Lunch and Dinner – 11 a.m. to 2 a.m. The existing 2,130 square foot retail space attributed to seating accounts for only 7 parking spaces. The subject tenant space can only support 21 seats based on the off-street parking requirements and principle of equivalency determination. The special exception request is also to allow the transfer of 59 seats grandfathered from the former McCarty's restaurant in the Plaza to this proposed restaurant. This would leave a maximum of 92 seats that could be used at the former McCarty's restaurant tenant space. [Attorney: Maura Ziska, Esq.]

John S. Page, Director of Planning, Zoning & Building

The following ex-parte communications were declared: Council Member Lindsay met with the owners of the development and the owners of the restaurant. Council Member Araskog met with the owners of the restaurant and received several phone calls from residents. Mayor Coniglio had a telephone conversation with Alex Patterson and received telephone calls from residents. Mr. Kleid met with restaurant owner and staff and had several telephone conversations. Council Member Moore met with Samantha David, the restaurant owners, and was contacted by the manager of the adjacent Palm Beach Towers who advocated for the project. Council Member Zeidman spoke with Alex Patterson and met with Samantha David. All Council members received e-mails regarding the project.

Council Member Moore read into the record a text from John Grosskopf advocating for the restaurant. She also received e-mails from Sidney Kohl, June Rooney, Bridget Pope, and Kathleen Rooney-Mara advocating for the restaurant.

Council Member Araskog read a letter of concern from John Corey.

Attorney Ziska provided an overview of the applicant's request.

Alexandra Patterson of Up Markets provided additional details.

Alan Drummond and Sven Vogtland of Coyo Taco provided additional details.

Zoning Administrator Castro provided Staff's comments.

Discussion ensued regarding hours of operation and the way that the owners intend to cater to the community.

Susan Ziff, 44 Cocoanut Row, spoke of her concerns about possible noise and drinking.

Simon Taylor spoke on behalf of the Royal Poinciana Theater and against Coyo Taco. He requested deferral and voluntary mediation with all parties.

Mr. Kleid requested that Up Markets provide the Town Council with a status report of the Royal Poinciana Plaza Theater at the April meeting.

Discussion took place regarding Town-Serving documentation, outdoor seating, and live music.

Michael Quinn, of Palm Beach Gardens and owner of Woof Gang Bakery and Grooming located in the Royal Poinciana Plaza, spoke in favor of Coyo Taco.

Donna Law spoke on behalf of Royal Poinciana Plaza.

Thomas Davis, Town resident, spoke against Coyo Taco.

Discussion ensued about hours of operation of other restaurants.

Motion was made by Council Member Zeidman, and seconded by Council Member Lindsay, that Special Exception #5-2017 shall be granted based upon the finding that such grant will not adversely affect the public interest and that the applicable criteria set forth in Section 134-229 of the Town Code have been met. In addition, Coyo Taco must return to the Town Council with a Declaration of Use Agreement containing: hours of operation, music restrictions and Town Serving information in the future. On roll call, the motion carried unanimously.

XI. ORDINANCES

A. First Reading

1. ORDINANCE NO. 8-2017 An Ordinance Of The Town Council Of The Town Of Palm Beach, Palm Beach County, Florida, Amending The Town Code Of Ordinances At Chapter 134, Zoning, At Article VI, District Regulations, Sections 134-1107, 134-1157, 134-1207 And 134-1302, Permitted Uses, By Conditionally Allowing Storage Facilities In The C-TS, C-WA C-OPI And C-B Commercial Zoning Districts Related To Permitted Or Special Exception Uses In The Same Zoning District In Which The Storage Facility Is To Be Located; By Creating A New Section 134-1760 Which Provides For Conditions In Which Said Storage Facility Is Permitted; Providing For Severability; Providing For Repeal Of Ordinances In Conflict; Providing For Codification; Providing An Effective Date.

John S. Page, Director of Planning, Zoning & Building

Motion was made by Council Member Moore, and seconded by Council Member Lindsay, to approve Ordinance No. 8-2017, on first reading. On roll call, the motion carried unanimously.

2. ORDINANCE NO. 9-2017 An Ordinance Of The Town Council Of The Town Of Palm Beach, Palm Beach County, Florida, Amending The Town Of Palm Beach's Comprehensive Plan By Amending The Data & Analysis, As Well As The Goals, Objectives And Policies Within The Plan Based On The Town's Recent Evaluation And Appraisal Of The Comprehensive Plan; Providing For Incorporation Of Recitals; Providing For Severability; Providing For Repeal Of Ordinances In Conflict Hereof; Providing For Codification; Providing An Effective Date.

John S. Page, Director of Planning, Zoning & Building

Anne Pepper, 333 Seaspray Avenue, objected to inclusion of neighborhood improvement districts.

Anita Seltzer, 44 Cocoanut Row, spoke against approval of the proposed Comprehensive Plan.

Town Attorney Randolph stated that language within the Comprehensive Plan was reviewed by the Planning & Zoning Commission before coming to Town Council.

Discussion ensued on grammatical and other changes in the Plan.

Motion was made by Council Member Araskog, and seconded by Council Member Zeidman, to approve Ordinance No. 9-2017 excluding the Safe Neighborhoods Section. This section is scheduled to be heard at the March 30, 2017 Special Town Council meeting where Staff will provide examples of other cities within the State that have enacted this. On roll call, the motion carried 4-1 with Council President Kleid dissenting.

Motion was made by Council Member Araskog, and seconded by Council Member Zeidman, that the meeting that is planned for the Comprehensive Plan Safe Neighborhood Act section will be on March 30, 2017 at 9:00 A.M.

XII. ANY OTHER MATTERS

A. February 14, 2017 Town Council Meeting Minutes

Motion was made by Council President Kleid, and seconded by Council Member Lindsay, to change the February 14, 2017 Town Council Minutes Line 18 to read "choices" instead of "discretion" and to delete the words "the possibility of". On roll call, the motion carried unanimously.

XIII. ADJOURNMENT

There being no further business, the March 15, 2017, Town Council meeting was adjourned at 2:00 P.M.

APPROVED:

_____

Richard M. Kleid, Town Council President

PREPARED BY:

_____

Kathleen Ruderman, Deputy Town Clerk

MINUTES OF THE LOCAL PLANNING AGENCY MEETING HELD ON WEDNESDAY, MARCH 15, 2017

I. **CALL TO ORDER AND ROLL CALL**

The Local Planning Agency meeting was called to order on Wednesday, March 15, 2017, at 9:50 A.M., in the Town Council Chambers. On roll call, all of the elected officials were found to be present.

II. **PRESENTATIONS**

A. Flagler Memorial Bridge Update
Geoffrey Parker, P.E., New Millennium Engineering

Mr. Parker explained the bridge malfunction during the prior weekend and provided details on the schedule of completion. He also provided details on the Southern Boulevard Bridge and access during presidential visits.

III. **COMMUNICATION FROM CITIZENS**

Tom Davis, Jr., Palm Beach resident, spoke against opening Coyo Taco at 340 Royal Poinciana Way.

IV. **ORDINANCE NO. 08-2017** An Ordinance Of The Town Council Of The Town Of Palm Beach, Palm Beach County, Florida, Amending The Town Code Of Ordinances At Chapter 134, Zoning, At Article VI, District Regulations, Sections 134-1107, 134-1157, 134-1207 And 134-1302, Permitted Uses, By Conditionally Allowing Storage Facilities In The C-TS, C-WA, C-OPI And C-B Commercial Zoning Districts Related To Permitted Or Special Exception Uses In The Same Zoning District In Which The Storage Facility Is To Be Located; By Creating A New Section 134-1760 Which Provides For Conditions In Which Said Storage Facility Is Permitted; Providing For Severability; Providing For Repeal Of Ordinances In Conflict; Providing For Codification; Providing An Effective Date.

Planning, Zoning & Building Director Page gave an overview of the Ordinance.

Motion made by Agency Member Zeidman and seconded by Agency Member Araskog, to approve Ordinance No. 8 -2017. On roll call, the motion carried unanimously.

ORDINANCE NO. 09-2017 An Ordinance Of The Town Council Of The Town Of Palm Beach, Palm Beach County, Florida, Amending The Town Of Palm Beach's Comprehensive Plan By Amending The Data & Analysis, As Well As The Goals, Objectives And Policies Within The Plan Based On The Town's Recent Evaluation And Appraisal Of The Comprehensive Plan; Providing For

Incorporation Of Recitals; Providing For Severability; Providing For Repeal Of Ordinances In Conflict Hereof; Providing For Codification; Providing An Effective Date.

Mr. Page provided an overview of the approval process and the revised Comprehensive Plan.

Discussion took place on the safe neighborhood improvement districts verbiage within the Comprehensive Plan.

Anita Seltzer, 44 Cocoanut Row, made comments on concerns about the Comprehensive Plan.

Anne Pepper, 233 Seaspray Avenue, made comments on unintended consequences of safe neighborhood improvement districts.

Discussion took place on the Local Planning Agency role in passing ordinances on to Town Council.

Motion made by Agency Member Zeidman and seconded by Agency Member Moore, to approve Ordinance No. 9-2017. On roll call, the motion passed 4-1, with Agency Member Araskog dissenting.

V. ADJOURNMENT

There being no further business, the March 15, 2017 Local Planning Agency meeting was adjourned at 10:40 A.M.

APPROVED:

_____

Richard M. Kleid
Town Council President

PREPARED BY:

_____

Kathleen Ruderman, Deputy Town Clerk

TOWN OF PALM BEACH

Town Council Meeting on: April 13, 2017

Section of Agenda

Minutes

Agenda Title

Approval of Major Matters Considered by the Architectural Commission at its Meeting of March 22, 2017.

Presenter

John S. Page, Director of Planning, Zoning & Building

ATTACHMENTS:

- **Memorandum Dated March 28, 2017 from John S. Page, Director of Planning, Zoning and Building**
- **Minutes of the Architectural Commission Meeting of March 22, 2017**

TOWN OF PALM BEACH

Information for Town Council Meeting on: April 13, 2017

To: Mayor and Town Council

Via: Thomas G. Bradford, Town Manager

From: John S. Page, Director of Planning, Zoning & Building

Re: Approval of the Architectural Commission Meeting Minutes of March 22, 2017

Date: March 28, 2017

STAFF RECOMMENDATION

Staff recommends that the Town Council approve the major items that were approved by ARCOM at the regularly scheduled meeting of March 22, 2017.

BOARD OR COMMISSION RECOMMENDATION

The Architectural Commission recommends that the Town Council approve the major items which were considered at the regularly scheduled meeting of March 22, 2017.

GENERAL INFORMATION

These minutes are submitted to the Town Council for approval pursuant to Chapter 18-177 of the Town of Palm Beach Code of Ordinances.

Attachment

JSP:kmc

TOWN OF PALM BEACH

PLANNING, ZONING AND BUILDING DEPARTMENT

MINUTES OF THE REGULAR ARCHITECTURAL COMMISSION MEETING HELD ON WEDNESDAY, MARCH 22, 2017

Please be advised that in keeping with a recent directive from the Town Council, the minutes of all Town Boards and Commissions will be "abbreviated" in style. Persons interested in listening to the meeting, after the fact, may access the audio of that item via the Town's website at www.townofpalmbeach.com.

I. **CALL TO ORDER**

The meeting was called to order at 9:00 a.m. by Mrs. Vanneck.

II. **ROLL CALL**

Richard Sammons, Chairman	PRESENT (arrived 9:03 a.m./left meeting at 3:12 p.m.)
Ann L. Vanneck, Vice Chairman	PRESENT
Robert N. Garrison, Member	PRESENT
Alexander C. Ives, Member	PRESENT
Michael B. Small, Member	PRESENT
Maisie Grace, Member	PRESENT
Robert J. Vila, Member	PRESENT
John David Corey, Alternate Member	PRESENT
Betsy Shiverick, Alternate Member	PRESENT

Staff Members present were:
John Page, Director of Planning, Zoning & Building
John Lindgren, Planning Administrator
Kelly Churney, Secretary to the Architectural Review Commission
Skip Randolph, Town Attorney

III. **PLEDGE OF ALLEGIANCE**

Mrs. Vanneck congratulated Mr. Vila and Ms. Grace on their new appointments.

Mrs. Vanneck led the Pledge of Allegiance.

V. **APPROVAL OF THE MINUTES FROM THE FEBRUARY 22, 2017 MEETING**

Motion made by Mr. Small and seconded by Mr. Ives to approve the minutes from the February 22, 2017 meeting. Motion carried with all in favor.

VI. **APPROVAL OF THE AGENDA**

Motion made by Mr. Garrison and seconded by Mr. Vila to approve the agenda as presented. Motion carried with all in favor.

VII. **ADMINISTRATION OF THE OATH TO PERSONS WHO WISH TO TESTIFY**

Ms. Churney administered the oath at this time and throughout the meeting as necessary.

IV. **ELECTION OF OFFICERS**

Ms. Grace nominated Richard Sammons for Chairman. Mr. Ives seconded the nomination. There were no other nominations. Motion carried with all in favor to approve the nomination for Mr. Sammons to remain as Chairman.

Mr. Garrison nominated Ann Vanneck for Vice Chairman. Mr. Ives seconded the nomination. There were no other nominations. Motion carried with all in favor to approve the nomination for Mrs. Vanneck to remain as Vice Chairman.

Mr. Page stated that Mr. Sammons declared a continuing conflict for a project at 261 El Dorado Ln. at the February 22, 2017 meeting and had correctly completed the 8B form in accordance with State Law.

VIII. **PROJECT REVIEW**

A. **DEMOLITIONS AND TIME EXTENSIONS**

B-014-2017 Time Extension
Address: 1050 N. Ocean Blvd.
Applicant: E. Hunter Beebe
Architect: Roger Janssen/Dailey Janssen Architects
Project Description: Time extension request for previously ARCOM approved demolition of an existing one story single family residence, one story guest house and pool. Construction of a new two story residence, (2) one story accessory buildings, pool, landscape and hardscape.

Call for ex parte communication: Disclosure of several members.

Patrick O'Connell requested a one-year time extension for the project and provided some reasons for the request.

Motion by Mr. Small and seconded by Mr. Garrison to approve the one-year time extension as requested. Motion carried 4-3 with Mrs. Vanneck and Messrs. Ives and Sammons opposed.

B-018-2017 Demolition/New Construction
Address: 323 Seabreeze Ave.
Applicant: Desiree Luccio
Architect: Pat Segraves/SKA Architect + Planner
Landscape Architect: Steve West/Parker-Yannette Design Group, Inc.
Project Description: Demolition of existing two story home. New two story home to be approximately 3,800 square feet. Home will consist of three bedrooms, four and one half bathrooms, living room, dining room, family room, kitchen, laundry, loggia, two car garage

and renovation to the existing guest house and cabana. Final landscape plan to be included. Please note: Applicant requesting to defer new home portion of project.

Call for disclosure of ex parte communication: Disclosure by several members.

Mr. Segraves stated he was requesting the demolition only and would return with the new construction plans in April. He presented interior and exterior photos of the home, guest house, pool and site. Mr. Segraves read the demolition report and stated the owner would like to keep the guest house.

Several of the Commissioners stated their dismay that the house was proposed to be demolished rather than restored. Mr. Segraves stated that parts of the house are charming but most of the house was built in 1982 and does not have an ideal site plan.

Mr. Corey questioned whether the guest house was to remain or to be demolished as it was not clear on the plans. He also questioned keeping the guest house that lies in 2 setbacks. Mr. Ives agreed and stated that the new zoning provisions for the Sea Streets could provide an additional zoning opportunity.

Mr. Segraves stated that the guest house had been remodeled but a portion of it would be demolished.

Mr. Vila stated that the issues with the home could be addressed and wished the home owner would reconsider the demolition.

Mrs. Vanneck asked Mr. West about removing the perimeter landscaping. Mr. West responded. Mrs. Vanneck asked what would protect the neighbor during the construction. Mr. West stated he would use construction fence and screening during the construction.

Mr. Garrison stated his frustration that the site would be raised 3 feet, while the guest home would remain 3 feet lower than the new home.

Motion by Mrs. Vanneck and seconded by Mr. Garrison to defer the demolition to the April 26, 2017 meeting. Motion carried with all in favor.

Ms. Grace asked a question about the future zoning of this project. Mr. Lindgren stated that Paul Castro, Zoning Administrator could answer any questions and to his knowledge, this project did not require any variances.

B. **MAJOR PROJECTS-OLD BUSINESS**

B-065-2016 Demolition/New Construction
ARCOM TO MAKE RECOMMENDATIONS RELATIVE TO VARIANCE(S)
Address: 320 Seabreeze Ave.
Applicant: Mr. & Mrs. Gregory Fisher
Architect: Patrick Segraves, SKA Architect + Planner

Project Description: Demolition of existing house and new construction of 2,800 square foot Mediterranean Revival two-story home. Home will consist of three bedrooms and two and one half baths with living room, dining room and kitchen. Final landscape/hardscape to be included.

VARIANCE INFORMATION: The applicant is requesting for approval of a special exception with site plan review to allow the construction of a 2,713 square foot two-story, single family residence on two platted lots which combined creates a lot that is 50 feet in width in lieu of the 100-foot minimum required and 6,125 square feet in area in lieu of the 10,000 square foot minimum area required. The following variances are being requested. To allow a 6-foot east side yard setback for the two story portion in lieu of the 15-foot minimum required and to allow a 6-foot west side yard setback for the one story portion in lieu of the 12.5-foot minimum required.

At the October meeting, a motion carried to approve the demolition. A second motion carried to defer the architectural presentation of the new construction to the November 30, 2016 meeting. At the November meeting, a motion carried to defer the project to the January 25, 2017 meeting for significant redesign. At the January meeting, a motion carried to defer the project to the February 22, 2017 meeting for restudy. At the February meeting, a motion carried to defer the project to the March 22, 2017 meeting.

Call for disclosure of ex parte communication: Disclosure by several members.

Mr. Segraves presented the proposed modified plans for the project. He showed the Commissioners surrounding properties photos, a contextual site plan, an aerial photo, streetscape, site plan, floor plans, renderings, elevations, detail sheets and went over changes from the last presentation.

Mr. Vila asked Mr. Segraves if he considered flipping his design to relocate the one story portion to the street. Mr. Segraves explained the common back yard that the owners have requested. Mr. Vila stated that a one story home is more in keeping with others on the street.

Mr. Corey stated he thought the house at 320 Seabreeze had more charm and a better site placement. He questioned the L shaped addition of the back and the 7-foot setback proposed.

Mr. Garrison questioned both gates on the front of the house, especially the gate proposed in front of the front door. He suggested to create a front vestibule. He also suggested to move the house over 3 feet to allow for a 10-foot setback.

Mr. Segraves showed the Commissioners a more transparent gate on the overhead. The Commissioners were not in favor of the alternate gate.

Mrs. Vanneck was not in favor of the gate covering the front door. She also questioned the front window placement.

Ms. Grace stated she would prefer to see a front door rather than a gate. She also questioned the design for the front door and thought the entry was over scaled. She also questioned the red roof tile material.

Ms. Shiverick thought there were too many windows proposed on the West elevation.

Mr. Ives thought the house lacked character and questioned the compound concept.

Mr. Small thought the side entrance was not intriguing.

Greg Fisher, owner, stated they would be willing to redesign the front door.

Motion by Mrs. Vanneck and seconded by Mr. Garrison to defer the project to the April 26, 2017 meeting. Motion carried 6-1 with Mr. Ives opposed.

Mr. Randolph asked the Commission if they needed to hear from the landscape architect to provide direction. Mrs. Vanneck stated she did not see any new items in the landscape plan when she reviewed them. She also told the landscape architect to call her to set up a meeting.

B-066-2016 Demolition/New Construction
ARCOM TO MAKE RECOMMENDATIONS RELATIVE TO VARIANCE(S) - Done 11/30/16
Address: 340 Seaview Ave.
Applicant: Town of Palm Beach (Tom Bradford, Town Manager)
Architect: Nelo Freijomel/Stephen Boruff, AIA Architects + Planners, Inc.
Landscape Architect: Nievera Williams Design
Project Description: Demolition of the existing one-story recreation center, maintenance building, pro shop, tennis hitting wall & backstop and the construction of a new two-story, community center & gymnasium, new maintenance building and a new tennis observation pavilion with attached tennis hitting wall & maintenance yard and associated site work including a new elevated plaza, numerous new stairs and ramps, new playground area and the renovation and expansion of on-site parking.

VARIANCE INFORMATION: The applicant is requesting a special exception with site plan review to approval to allow a new two-story 33,810 square foot Recreation Center for the Town of Palm Beach that will include a new athletic field, parking lot, gymnasium, tennis pro shop, multi-purpose room, fitness center with locker rooms, concession area, classrooms, offices and new maintenance building, new tennis backboard, new scoreboard. A second special exception request is to allow for a rebound wall to be constructed on the north side of the new maintenance building. The following variances are being requested in order to construct the new community center: 1) A west side yard setback of 10 feet in lieu of the 30 foot minimum required for properties that are in excess of 20,000 square feet; 2) A north side yard setback of 8 feet in lieu of the 30 foot minimum required for properties that are in excess of 20,000 square feet; 3) A street rear yard setback for the new parking lot on Royal Palm Way of 4 feet in lieu of the 35 foot minimum required for properties that are in excess of 20,000 square feet; 4) an east side yard setback of 4 feet in lieu of the 30 foot minimum required for the new parking lot on Royal Palm Way for properties that are in excess of 20,000 square feet; 5) a height of 27 feet in lieu

of the 22 foot maximum allowed; 6) an overall height of 35 feet in lieu of the 30 foot maximum allowed; 7) a vertical distance to the top of beam of 30.75 feet in lieu of the 26 foot maximum distance allowed from the crown of street to top of beam; 8) landscaped open space of 43% in lieu of the 55% minimum required for properties that are in excess of 20,000 square feet; 9) parking lot interior landscaped open space of 5% in lieu of the 10% minimum required; 10) to allow signage on the proposed scoreboard which would exceed the maximum signage allowed (of one for each street frontage); 11) to allow three (3) air-conditioning units to be on the roof that is in excess of the 4 foot maximum allowed. The proposed A/C units will be 5 feet tall plus the height of the stand.

At the October meeting, a motion carried to approve the demolition. A second motion carried to defer the project for restudy, with particular attention to reducing the mass and addressing the elimination of the north field for one month to the November 30, 2016 meeting. At the November meeting, a motion carried that the implantation of the proposed variances will not cause negative architectural impact to the subject property with the existing parking or parking option B. A second motion carried to defer the project for one month for restudy to December 28, 2016. At the December meeting, a motion carried to defer the project for one-month to the January 25, 2017 meeting at the request of the applicant. At the January meeting, a motion carried to defer the project to the February 22, 2017 meeting at the Town Council's request. At the February meeting, a motion carried to defer the project to the March 22, 2017 meeting.

Call for disclosure of ex parte communication: Disclosure by several members.

Mr. Randolph asked the Commission to describe their conversations during their ex parte communications.

Mr. Freijomel presented a site plan, went over proposed revisions, which included omitting the south tower, a change in connection between the main building and the gymnasium and a pier detail change. He presented detail sheets, rendered elevations, section details, roof plans, colored renderings and pointed out all of the proposed changes.

Many of the Commissioners were in favor of the proposed changes and complimented the architect.

Mr. Ives still questioned the east and west elevations of the gymnasium. He was not fully in favor of the clock on the tower. Mr. Freijomel addressed Mr. Ives's hesitation on the clock.

Mr. Small asked about the bench height wall on the south elevation. Mr. Freijomel responded. Mr. Small stated his concern to keep a sports safety zone around the south field. Mr. Small stated his dissatisfaction that the staff and administrative offices were still located in the south side rather than a fitness center. Mr. Freijomel responded. Mr. Small was in favor of the other changes.

Mr. Corey stated he wished the gymnasium was a little lower but think its proposed location next to the neighboring school mitigated the height. Mr. Corey was in

favor of the donor's name on the SE gateway and the tower location. He was in favor of the clock and thought it was functional. Mr. Corey inquired about an opening on the tower.

Mr. Vila stated he agreed with Mr. Small in that the staff's offices should not be on the south side. He also thought the building did not call attention to itself like it should and felt the entrance arch was minimal.

Mr. Garrison felt the junior high sized gymnasium should either be increased to a full sized gymnasium or eliminated. He stated it was unrealistic to ask the architect to change the floor plan within two weeks.

Ms. Shiverick was in favor of the building. She offered alternative suggestions for the clock but stated she was in favor of the clock.

Ms. Grace stated she preferred the earlier design of the tower with the arches rather than the clock. She stated she thought the entry arch was too small to include the donor's names. Ms. Grace thought the fitness center located on the south side would be more appropriate. She also stated she wished there was a better solution to interface the gymnasium with the rest of the main structure.

Mr. Sammons stated he thought the building has lost its public presence. He suggested a corner tower rather than its current location. Mr. Sammons inquired about the roof material. Mr. Freijomel responded.

Mr. Vila inquired about the materials. Mr. Freijomel stated that he initially brought a sample board but would bring it back to the Commission.

Franny Frisbie, 140 Atlantic Avenue, stated her and her sister's support for the proposed recreation center.

Allen Wyett, 1145 N Lake Way, expressed concern about the lack of parking on Seaview Avenue, thought the fitness center was undersized for the project but was in support of the proposed recreation center.

Mrs. Vanneck addressed Mr. Wyett's parking and fitness center concerns.

Anne Pepper, 333 Seaspray Ave., expressed her concerns about the size of the recreation center and thought the functions were driving the architecture.

Motion made by Mrs. Vanneck to approve the project as presented with the caveat that the interior is changed to allow for the staff areas to be moved from the south side.

There was a discussion on whether the Commissioners could ask for changes on the interior spaces. This conversation went on to discuss whether the fitness center would fit into the proposed staff locations.

Mr. Freijomel stated he would be willing to restudy floor plans within the same foot print.

Motion amended by Mrs. Vanneck to conditionally approve the project as presented with the caveat that the interior spaces of the staff offices and fitness areas are restudied and to bring the materials back to the next meeting on April 26, 2017.

There was some discussion about the motion.

Mrs. Vanneck withdrew her motion.

Motion made by Ms. Grace and seconded by Mr. Small to defer the project for one month for restudy.

Mr. Vila offered that due to the many time restrictions on this project, a conditional approval would be more acceptable.

Motion made by Ms. Grace failed 2-5 with Mrs. Vanneck and Messrs. Garrison, Ives, Vila and Sammons opposed.

Motion made by Mr. Vila and seconded by Mrs. Vanneck to conditionally approve the project as presented with the caveat that the fitness center location is changed to the south side of the building with pertinent changes to fenestration as needed and all materials are to be submitted at the April 26, 2017 meeting. Motion passed 4-3 with Ms. Grace and Messrs. Ives and Small opposed.

A short break was taken at 10:50 a.m. The meeting resumed at 11:03 a.m.

Mr. Sammons amended his ex parte for B-066-2016.

B-078-2016 Demolition/New Construction
ARCOM TO MAKE RECOMMENDATIONS RELATIVE TO VARIANCE(S)
Address: 157 Peruvian Ave.
Applicant: Nita Stanoytchev; c/o David E. Klein, Esq.
Architect: Steven Roy/Roy & Posey Architects
Landscape Architect: Dale Posey/Roy & Posey Architects
Project Description: Demolition of an existing one-story residence and construction of a new two-story single family residence in the "Bermuda Style."

VARIANCE INFORMATION: The applicant is requesting a variance to build a two-story, 3,911 square foot (including the garage) single-family residence on a lot with an area of 6,250 square feet, in

lieu of the 10,000 square foot minimum required, and a lot width of 50 feet, in lieu of the 75-foot minimum required.

At the December meeting, a motion carried to defer the project for one-month to the January 25, 2017 meeting at the request of the applicant. At the January meeting, a motion carried to defer the project to the February 22, 2017 meeting at the request of the applicant. At the February meeting, a motion carried to defer the project to the March 22, 2017 meeting.

Call for disclosure of ex parte communication: Disclosure by several members.

Mr. Roy reviewed the two variances that were requested for the project. He showed the Commissioners an aerial photo and existing exterior photos. Mr. Roy stated that they are proposing to remove the existing structure and all hardscape while keeping the existing pool. Mr. Roy reviewed the condition of the existing structure.

Mr. Sammons asked about the interior photographs of the existing structure. Mr. Roy did not have the interior photos.

Mr. Lindgren asked if the architect had a landscape demolition plan. Mr. Roy stated it was at the end of the presentation.

Motion made by Mrs. Vanneck and seconded by Mr. Ives to defer the demolition of the project to the April 26, 2017 meeting to allow the architect to bring additional photos and a landscape demolition plan. Motion carried with all in favor.

Priscilla Albrecht, 165 Peruvian Ave., expressed her concern about the proposed home and the location and close proximity to her home.

Mr. Roy stated he had asked for the previous deferrals to try to work with the surrounding neighbors. He presented the proposed plans for the project. He showed the Commissioners existing, photos of the surrounding area, a site plan, streetscape, floor plans, a roof plan, elevations, section details and materials.

Mr. Posey presented the proposed landscape and hardscape plan for the project. He showed the Commission an existing and proposed site plan and reviewed all proposed changes.

Mr. Vila suggested to simplify the balcony railing and to reorient the chimney cap so that the triangular portion faced the street. He suggested to use the stainless steel hardware on the shutters. He also asked if the coconut palms proposed near the street could be curved.

Ms. Grace asked a question regarding the difference in the shutters. Mr. Roy responded.

Mr. Ives thought the proposed house was a bit boxy but understands it is driven by the zoning.

Mr. Corey also thought it was boxy and took issue with the two car garage facing the street. He was not in favor of the walled in feel in the front of the house and provided some suggestions to soften the front façade.

Mr. Shiverick suggested to remove the front door gate to allow for a meeting place and a view into the garden. She also felt the proposed home was a tad massive.

Mr. Garrison agreed with the suggestion to remove the gate. He offered some design solutions for the front entrance.

Mr. Small felt a one car garage and a side entrance would be more appropriate for the home.

Mr. Sammons had an issue with the front facing garage and the front door. Mr. Sammons offered some suggestions for the front door as well as the second bedroom on the front façade.

Jaap Hilbrand, 170 Chilean Ave., stated he represented the owners at his condominium and that no one had been approached by the architect to get feedback on the proposed design. He expressed his concern of the size of the proposed building, the existing hedge and asked for a better picture of the proposed home.

John Dotterer, representing the Speyer family who live behind the proposed project, stated that their issues with the proposed home have been resolved and are now in favor of the proposed project.

Priscilla Albrecht, 165 Peruvian Ave., stated she had never been contacted by the architect and is concerned about the height of the proposed project and the existing hedges.

Motion made by Mr. Small and seconded by Mr. Ives to defer the project for one month to the April 26, 2017 meeting for further restudy. Motion carried with all in favor.

B-001-2017 Additions/Modifications
Address: 242 Cherry Lane
Applicant: 242 Cherry Lane LLC, James C. Paine, Jr. – Agent, Architect
Architect: James C. Paine, Jr.
Project Description: Two story addition to single family residence, including demolition of non-conforming portion of existing residence.

At the January meeting, a motion carried to defer the project to the March 22, 2017 meeting for an aggressive restudy.

Motion made by Mr. Small and seconded by Mrs. Vanneck to defer the project to the April 26, 2017 meeting. Motion carried with all in favor.

B-002-2017 Demolition/New Construction
Address: 256 Fairview Rd.
Applicant: 256 Fairview Road, LLC
Architect: Molly Mitchell/Dailey Janssen Architects
Landscape Architect: Brian Donahue/WGI
Project Description: Demolition of a 1 story residence, pool, landscape and hardscape. Construction of a 2 story residence, pool/spa, landscape and hardscape.

At the January meeting, a motion carried to defer the project to the February 22, 2017 meeting at the staff's request. At the February meeting, a motion carried to approve the demotion request. A second motion carried to defer the project to the March 22, 2017 meeting for restudy.

Call for disclosure of ex parte communication: Disclosure by several members.

Ms. Mitchell presented the proposed plans for the project. She presented an aerial photo, neighborhood photos, a site plan, reviewed the styles in the neighborhood, reviewed comments from previous meeting and stated how they have changed the plans to respond to the comments, floor plans, a roof plan, renderings, samples, existing and proposed elevations and inspirational photos for eaves and windows.

Mr. Donahue presented the proposed landscape and hardscape plan. He presented a site plan, landscaped elevations, a lighting plan, a hardscape plan and materials.

Mr. Ives questioned the canvas covering on the pergola in the rear. Ms. Mitchell responded. Mr. Ives thought the design was a bit too eclectic and thought the landscaping needed to be simplified.

Mrs. Vanneck suggested to add two canopy trees to shade the driveway entrance. She suggested to change the Bougainvillea on the north to something that would bloom. She questioned the proposed Ligustrums on the south side and the proposed Podocarpus hedge height. Mr. Donahue responded to her questions. Mrs. Vanneck stated she was in favor of the eclectic design.

Mr. Corey was in favor of the new design and thought it fit in well with the street. He suggested some changes to the front door and balcony. Mr. Corey was also in favor of the two canopy trees at the entrance.

Mr. Garrison was in favor the design. He recommended restudying the balcony railing. He also asked about the height of the floors.

Ms. Shiverick was unsure of the design. She recommended a white roof rather than a gray roof.

Mr. Vila thought the roof needed to be simplified. He suggested to remove the scalloped detail on the balcony, restudy the front door, simplify the balcony railing and to restudy the roof over the bay window.

Mr. Sammons thought the bay windows overpowered the door and needed restudy. He suggested to restudy the alignment of the center mass and the overall height. He suggested to use a shingle roof.

Motion made by Mr. Vila and seconded by Mr. Garrison to defer the project to the April 26, 2017 meeting for restudy. Motion carried with all in favor.

C. **MAJOR PROJECTS-NEW BUSINESS**

B-013-2017 Additions/Modifications
Address: 220 Indian Rd.
Applicant: Francis Fraenkel and Frances Sweeney
Architect: Dennis Rainho and Michael J. Polka/YRA Design Inc.
Project Description: Addition of enlarged foyer with new raised hipped roof with roof tiles, eaves and brackets to match existing, new windows, shutters and front door at street side.

Call for disclosure of ex parte communication: Disclosure by several members.

Mr. Garrison told the architect that the plans submitted were not signed and sealed.

Mr. Rainho stated the owner wanted to alter the main entrance to achieve a more prominent entrance. Mr. Rainho presented the proposed changes and presented surrounding property photos, an aerial map, a streetscape, a site plan, floor plan, roof plan and elevations. He told the Commissioners that the owner would like to change their fence to a Chippendale style fence.

Mrs. Vanneck was not in favor of the lights on the piers and thought the front door was too narrow. She questioned whether the proposed shutters would cover the windows and suggested a picket fence rather than a Chippendale style fence.

Mr. Garrison thought the scale of the addition needed restudy as well as the front door and windows.

Mr. Corey agreed that the front door and windows needed restudy. He also questioned if the shutters on the windows to the right of the front door would be operable.

Mr. Vila thought the addition not in keeping with the house and made the roof plan complicated. He also suggested to restudy the front door and windows.

Ms. Grace stated she was not in favor of the Chippendale railing and preferred the original design of the house rather than the proposed addition.

Mr. Sammons thought the door and windows needed to be restudied as well as the roof on the tower element. He was not in favor of the Chippendale railing.

Motion by Mr. Garrison and seconded by Mrs. Vanneck to defer the project to the April 26, 2017 meeting for restudy. Motion carried with all in favor.

B-015-2017 Additions/Modifications
Address: 1430 N. Ocean Blvd.
Applicant: Valerie and Greg Frost
Architect: Caroline Forrest/MP Design & Architecture, Inc.
Project Description: 435 sq. ft. guest room addition over garage. Hardscape and landscape, modifications/renovations.

Call for disclosure of ex parte communication: Disclosure by several members.

Ms. Forrest gave a history of the project and presented the newly, proposed plans. She showed the Commissioners existing photos of the home, surrounding photos of the neighborhood, a floor plan, renderings, elevation and photos of a neighboring home with a similar addition.

Many of the Commissioners were in favor of the addition and thought the design was well executed.

Mr. Corey suggested a change to the bump out in the garage.

Motion made by Mrs. Vanneck and seconded by Mr. Small to approve the project as presented. Motion carried with all in favor.

John Dotterer, 1470 N. Ocean Blvd., expressed his gratitude for adding the space and not demolishing the home.

A lunch break was taken at 12:36 p.m. The meeting resumed at 1:35 p.m.

B-016-2017 Demolition/New Construction
Address: 210 Fairview Rd.
Applicant: Palm Beach Island Ventures, LLC
Architect: James C. Paine, Jr.
Project Description: Demolition of existing single story residence. Construction of new two story residence with side entry garage and pool.

Call for disclosure of ex parte communication: Disclosure by several members.

Mr. Payne presented the proposed demolition of the existing home. He showed the Commissioners a streetscape, a demolition report and exterior and interior photos.

Motion made by Mr. Small to approve the demolition with the caveat to sod and irrigate the property within 30 days.

Mrs. Vanneck expressed a concern about the landscaping during the demolition. **Mr. Small withdrew his motion.**

Louis Vlahos, Landscape Architect, addressed the Commission and presented the landscape demolition plan. Mr. Vlahos was questioned about certain trees that were proposed to be removed. Mr. Vlahos stated his reasons for removing the trees.

Motion made by Mr. Small and seconded by Mr. Garrison to approve the demolition with the caveat to sod and irrigate the property within 30 days and to keep the existing Mango tree. Motion carried 6-1 with Mr. Vila opposed.

Mr. Payne presented the plans for the newly, proposed home. He showed the Commissioners a streetscape, neighborhood photos, a site plan, floor plans, a roof plan, elevations, detailed drawings, renderings and material samples.

Mr. Ives thought the fenestration and front door needed to be restudied. He also questioned whether the design was too similar for the street.

Ms. Grace thought the central portion of the home was too tall compared to its side counterparts. She also suggested to restudy the front door, fenestration and the garage lanterns.

Mrs. Vanneck agreed that the scale on the center portion was massive and thought the fenestration needed restudy.

Mr. Garrison questioned the scale of the home and thought it needed to be reduced by 2 feet. He also thought the windows were too tall.

Mrs. Vanneck requested to add more dimensions to the detail sheet.

Mr. Corey was in favor of the design but thought the fenestration needed restudy, especially on the front façade. Mr. Corey also questioned the grade change that seemed to be missing from the rendering.

Mr. Vila suggested the Mediterranean Revival style over the Island Colonial.

Mr. Sammons questioned the unsupported concrete walls.

A second motion by Mr. Ives and seconded by Mrs. Vanneck to defer the project for one month to the April 26, 2017 for restudy of the mass, lighting, fenestration, window treatments and the unsupported concrete walls.

Mr. Payne asked if the style of the proposed home worked for the Commission. The Commission thought a different style would work better on the street. Mr. Vila suggested the cottage style.

Motion carried 6-1 with Mr. Garrison opposed.

B-017-2017 Demolition/New Construction
Address: 232 Via Marila
Applicant: Charles F. Willis IV Living Trust
Architect: Bridges, Marsh & Associates
Project Description: Re-approval of ARCOM B-081-2015. Demolition of existing 1 story residence. Proposal for new 2 story Anglo Caribbean residence with hardscape and landscape.

Call for disclosure of ex parte communication: Disclosure by several members.

Mr. Marsh stated this home received a prior approval from the Commission but was put on hold by the owner while they executed another renovation of a different home. He told the Commissioners that the project had been unanimously approved in 2015 and there had been no changes to the architecture and the landscaping.

Motion made by Mrs. Vanneck and seconded by Mr. Small to approve the project as presented. Motion carried with all in favor.

D. **MINOR PROJECTS - OLD BUSINESS**

A-055-2016 Landscape/Hardscape Modifications
Address: 232 Emerald Lane
Applicant: Mr. & Mrs. Charles Ward
Architect: Mario Nievera/Nievera Williams Design
Project Description: Revisions to the garage area driveway gate, side yard pedestrian gate, front yard low site wall, moon gate detailing, entry column finials and landscape changes.

At the December meeting, a motion carried to defer the project to the February 22, 2017 meeting with the caveat that the architect return to the Commission with previously proposed and currently proposed elevations that show the home, a survey of the mechanical equipment, a drawing from the surveyor that shows the location of the mechanical equipment, that the noise issue from the equipment is addressed and the gargoyles are removed. At the February meeting, a motion carried to approve the project as presented with the deferral of the griffins to the March 22, 2017 meeting.

Call for disclosure of ex parte communication: Disclosure by several members.

Mr. Williams presented the four griffins that are proposed to sit atop the front posts. He stated that they are proposing to reduce the base where the griffins are proposed as well as coving the posts with vines. He also stated that the angle of the griffins had been changed. Mr. Williams stated the griffins are related to both of the owner's family crests.

Mr. Corey was not in favor of the griffins.

Mr. Garrison stated he found other items around town sitting on posts that were more offensive and he would be in favor of approving the request.

Mr. Vila stated this is a free speech issue and would be in favor of the request.

Mrs. Vanneck asked about the proposed vine. Mr. Williams responded.

Motion made by Mr. Garrison and seconded by Mr. Ives to approve the project as presented. Motion carried with all in favor.

A-003-2017 Modifications
Address: 686 Island Dr.
Applicant: Robert F. Greenhill
Architect: YRA Design
Project Description: Exterior window and door replacement.

At the January meeting, a motion carried to defer the project to the February 22, 2017 meeting to restudy different window and door options. At the February meeting, a motion carried to defer the project to the March 22, 2017 meeting.

Motion by Mr. Ives and seconded by Mr. Small to defer this project to the April 26, 2017 meeting. Motion carried with all in favor.

E. **MINOR PROJECTS-NEW BUSINESS**

A-005-2017 Modifications
Address: 1632 S. Ocean Blvd.
Applicant: Maurice Pinsonnault Management, Inc.
Architect: Carlos A. Bonilla
Project Description: General interior renovation of existing residence, addition to existing living room at east elevation, new den space addition to existing courtyard, demolition of existing loggia, replacement of all windows and doors.

Call for disclosure of ex parte communication: Disclosure by several members.

Mr. Bonilla presented the proposed modifications for the project. He showed the Commissioners a site plan, an aerial map, existing photos of home and neighboring

properties, existing interior photos, addition floor plans, a roof plan, elevations, pool cabana elevations, a sample board, detail sheets and an alternate elevation.

Ms. Grace asked about the grade changes and the driveway entrances. Mr. Bonilla responded.

Mr. Corey was in favor of the changes. He stated he was not in favor of the Option B elevation but thought the initial proposal of Option A worked.

Mr. Vila agreed that Option A was a better option and was in favor of the changes. He also favored the proposed changes in the hardscape.

Mr. Garrison was in favor of the changes.

Motion made by Mr. Garrison to approve the proposed plan as presented with the Option A elevation.

Mr. Williams presented the proposed changes to the landscape and hardscape. He went over the grade changes that are proposed as well. He presented a site plan and colored renderings.

Mrs. Vanneck questioned the plantings around the garage doors. Mr. Williams responded. Mrs. Vanneck was in favor of the proposed landscape plan.

Mr. Sammons suggested to reduce the finials on the columns and to change the windows to 4 over 6.

Mrs. Vanneck seconded Mr. Garrison's motion. Motion carried with all in favor.

A-006-2017 Modifications
Address: 329 Worth Ave.
Applicant: Via Roma Condominium Association, Inc.
Architect: David Lawrence
Project Description: Paint window frames, replace via flooring, replace via ceiling, add cast stone base, add cast stone sills, re-stucco walls to smooth texture, replace via lighting.

Call for disclosure of ex parte communication: Disclosure by several members.

Mr. Lawrence presented the proposed changes to the Via. He presented existing photos, a floor plan, a ceiling plan, section elevations, detail sheets, existing and proposed interior photos, exterior street photos and material samples.

Mr. Ives asked about the proposed gate color change. Mr. Lawrence responded. Mr. Ives stated he did not feel the proposed changes were the right direction for the Via.

Ms. Shiverick agreed with Mr. Ives comments and felt the proposed changes looked art deco and suggested using smaller lights.

Mr. Corey questioned the proposal to paint the aluminum frames and wondered if it would look professional. He also suggested changing the window into a light box to draw people into the Via.

Mrs. Vanneck was not in favor of the proposed color scheme and thought it had no charm.

Mr. Vila thought the design was ok but not for the Via. Mr. Vila suggested to add more skylights to increase the light in the Via.

Ms. Grace thought the proposed changes were cold, modern and less inviting.

Mr. Garrison was not in favor of the proposed floor and made suggestions for more light.

Motion made by Mr. Vila and seconded by Mr. Ives to defer the project for one month to the April 26, 2017 meeting for restudy. Motion carried with all in favor.

A-007-2017 Landscape Modifications
Address: 40 Middle Rd.
Applicant: Ellen Cunningham
Architect: Mario Nievera/Nievera Williams Design
Project Description: Minor landscape changes to the approved plan.

Call for disclosure of ex parte communication: Disclosure by several members.

Mr. Nievera presented the proposed changes to the landscape plan. He showed the Commissioners a site plan and renderings while pointing out the proposed changes.

Mr. Ives stated he liked the previously approved plan because it mitigated the plainness of the house. He was agreeable to the changes but thought the NE corner needed more coverage.

Mrs. Vanneck suggested a canary date palm in the front.

Mr. Vila thought the project was sterile and thought the front trees pleached together was the best solution.

Motion by Mr. Vila and seconded by Mrs. Vanneck to approve the project as presented with the caveat to increase the pleached trees in the front to form an

opaque hedge, to add one Canary Date Palms on the northeast corner and to approve the changes to the rear yard. Motion carried with all in favor.

Please note: Mr. Sammons left at 3:12. Mr. Corey voted in the absence of Mr. Sammons.

A-008-2017 Modifications
Address: 146 Gulfstream Rd.
Applicant: Carlos Arredondo
Architect: Harold Smith/Smith and Moore Architects, Inc.
Project Description: Removal of a second floor covered balcony; replacement of balconies; entry door replacement; entry door surround; roof eave modifications.

Call for disclosure of ex parte communication: Disclosure by several members.

Mr. Smith presented the proposed modifications to the project. He presented an aerial photo, existing photos, neighboring property photos, a site plan, a floor plan, existing and proposed elevations, detail sheets and inspiration images.

Mr. Arredondo, owner, explained his reasoning for changing the design style of his home.

Ms. Grace was in favor of the changes and asked about the color scheme. She also suggested to add more detail to the surround on the front door.

Mr. Garrison asked the architect to return with signed and sealed plans and to add the proposed color of the home on the plans. He stated he was in favor of the changes.

Ms. Shiverick was not in favor of the changes due to the home's presence in town. She requested that the door be of high quality.

Mr. Vila asked if modifications to the roof were proposed. Mr. Smith responded. Mr. Vila provided suggestions for the roof over the bay window and window trim.

Mr. Corey suggested to simplify the front door.

Motion by Mr. Vila and seconded by Mr. Garrison to approve the project as presented with the caveat to bring back an alternative solution for the window trim and the roof over the bay window. Motion carried with all in favor.

A-009-2017 Landscape/Hardscape Modifications
Address: 1333 N. Lake Way
Applicant: Douglas and Susanne Durst 2012 Family Trust
Architect: Dustin Mizell/Environment Design Group

Project Description: Revisions to the previously approved ARCOM submittal. The following changes are proposed: reduction of pool deck, removal of living machine, revised interior plantings.

Call for disclosure of ex parte communication: Disclosure of several members.

Shaun Toomey presented the proposed changes to the project. He presented an existing and proposed site plan and went over the revisions to the plan. He also stated that 5 trees had been added that were not on the plans. He put a plan on the overhead that showed the additional trees.

Motion by Mr. Garrison and seconded by Mr. Ives to approve the project as presented. Motion carried with all in favor.

A-010-2017 Modifications
Address: 135 Seminole Ave.
Applicant: Leslie Robert Evans
Architect: David Miller
Project Description: Re-roof existing 2 story residence and detached garage with clay barrel S tile to match existing.

Call for disclosure of ex parte communication: Disclosure by several members.

Mr. Miller presented the proposed modifications to the home. He showed the Commissioners existing exterior photos, a site plan and a sample of the material.

Mrs. Vanneck questioned the appropriateness of the S-tile proposed for the roof.

Mr. Lindgren stated the history of using the S-tile and restated the latest position on the tile.

There was some discussion about the use of the S-tile.

Mr. Vila stated he thought the tile was appropriate for the house and that the quality of the tile was good.

Mr. Ives and Ms. Grace were in favor of using the S-tile.

Motion by Mr. Ives and seconded by Mr. Garrison to approve the project as presented. Motion carried with all in favor.

IX. INFORMAL REVIEW

1. Window replacement sample for 686 Island Drive.

Mr. Garrison stated that he spoke to the architect and asked him to bring in a sample.

Mr. Vila stated he lives close to this home and looked at the sample with the architect. Mr. Vila thought the window would be appropriate for the replacement windows and was in favor of the change.

Mr. Garrison stated that sample shown was a 3 sash window and wanted confirmation that the replacement window would be a 2 sash window. Mr. Reinho confirmed they would be using a 2 sash window.

Ms. Shiverick asked if they explored a different window that the spoke of during their meeting. Mr. Reinho stated the other window was substantially more expensive. He also stated that time was also an issue.

Mr. Corey stated he was in favor of the window.

Mr. Lindgren stated that their application was for a window change only. He stated he could staff approve the proposed window and could ask the architect to withdraw their application if the Commission thought it would be appropriate.

Motion made by Mr. Garrison to approve the window as presented and to allow staff to administratively approve the project when appropriate.

Mr. Ives questioned the other items on the application. Mr. Garrison responded.

Mr. Small seconded the motion. Motion carried with all in favor.

X. **DISCUSSION ITEM**

1. Discussion of newly instituted application submittals (time constraints) regarding plan revisions.

   Mr. Page explained the ARCOM procedural changes that had been made in the Code and asked for feedback from the Commission.

   John Dotterer, 1470 N Ocean Blvd, provided the history of the change and stated he thought it was too early in the process to make any more changes.

   Anne Pepper, 333 Seaspray Ave., stated she was in favor of the new changes.

   Susan Watts, 44 Cocoanut Row, thought the new changes were fair.

   Mr. Lindgren presented the feedback he has received from the professionals, many of them requesting to return to the old revisions deadline. He believed that many professionals are hesitant to express their opinion.

   The Commissioners had a lengthy debate on whether the new changes were working. After their discussion, they decided to bring this issue back in June to revisit the issue.

Motion by Mr. Ives and seconded by Mr. Garrison to add this discussion item to the agenda in June 2017 to revisit the issue. Motion carried with all in favor.

XI. **OTHER BUSINESS**

None

XII. **COMMUNICATIONS FROM CITIZENS (3 MINUTE LIMIT PLEASE)**

No comments were heard at this time.

XIII. **COMMENTS OF THE ARCHITECTURAL COMMISSION AND DIRECTOR OF PLANNING, ZONING AND BUILDING DEPARTMENT**

Mr. Lindgren announced that Kenn Karakul declined his alternate seat and that staff has advertised the opening to be filled in May.

XIV. **ADJOURNMENT**

Motion made by Mr. Ives and seconded by Mr. Garrison to adjourn the meeting at 4:25 p.m. Motion carried with all in favor.

The next meeting will be held on Wednesday, April 26, 2017 at 9:00 a.m. in the Town Council Chambers, 2nd floor, Town Hall, 360 S County Rd.

Respectfully Submitted,

Richard Sammons, Chairman
ARCHITECTURAL COMMISSION

kmc

TOWN OF PALM BEACH

Town Council Meeting on: April 13, 2017

Section of Agenda
Resolutions

Agenda Title
RESOLUTION NO. 40-2017 A Resolution of the Town Council of the Town of Palm Beach, Palm Beach County, Florida, Approving a Purchase Order for Construction Phase Engineering Services to Chen, Moore, and Associates, Inc., in an Amount of $29,900 for the Ocean Outfall Abandonments, and Establishing a Construction Phase Budget of $32,000.

Presenter
H. Paul Brazil, P.E., Director of Public Works

ATTACHMENTS:

- **Memorandum dated March 15, 2017, from H. Paul Brazil, P.E., Director of Public Works**
- **Resolution No. 40-2017**
- **Chen Moore Proposal**

TOWN OF PALM BEACH

Information for Town Council Meeting on: April 13, 2017

TO: Mayor and Town Council

VIA: Thomas G. Bradford, Town Manager

FROM: H. Paul Brazil, P. E., Director of Public Works

RE: Approve a Purchase Order for Construction Phase Engineering Services for the Ocean Outfall Abandonments
Resolution No. 40-2017

DATE: March 15, 2017

STAFF RECOMMENDATION

Town staff recommends that Town Council approve Resolution No. 40-2017, approving a purchase order for Construction Phase Engineering Services to Chen, Moore, and Associates, Inc. (CMA), for the Ocean Outfall Abandonments in the amount of $29,900 and establishing a construction phase engineering services budget of $32,000.

GENERAL INFORMATION

There are many private and public surface water runoff outfalls and discharges within the Town that direct stormwater onto the beach and dune system. Stormwater discharges can cause scour and erosion of the adjacent beach and dune system. As a result, there is a potential effect to the water quality which will negatively influence sea turtle nests on the beach or natural resources near the shore.

As part of the Palm Beach Island Beach Management Agreement (BMA), the Town is required to remove these outfalls. During the North Ocean Boulevard Seawall Replacement, 56 outfalls/discharges within the limits of that project were eliminated. Of the remaining ten (10) outfalls/discharges to be eliminated, nine (9) locations are within the Town's right-of-way. The remaining outfall is within the Florida Department of Transportation's right-of-way and its closure will be directed to them. The abandonments contained in the BMA are identified within the Accelerated Capital Improvement Program (ACIP).

Construction to abandon or eliminate the outfalls and redirect the existing drainage is planned to begin during the 2017 construction season. The construction award recommendation was approved at the February 14, 2017 Town Council meeting.

CMA's construction phase scope of work will include bidding assistance, engineering plan updates, shop drawing reviews, site visits, maintaining daily reports, progress photos, review of contractor pay applications and change orders, attending meetings, assisting Town staff with onsite observations, inspections, and permit certification.

Staff has reviewed and negotiated the CMA proposal and recommends approving a purchase order for Construction Phase Engineering Services with CMA, in the amount of $29,900 for the scope identified in their proposal. Staff also recommends a contingency of $2,100 for a total Construction Phase Engineering Services budget of $32,000.

Special Consideration

In an effort to reduce construction time on South Ocean Boulevard, staff is requesting the closure of South Ocean Boulevard between El Bravo Way and South County Road for two (2) weeks. Staff will give advanced notice before implementing the closure. The Maintenance of Traffic (M.O.T.) plan for this type of closure and detour is not uncommon in this location and has been implemented in previous construction projects. Closure of this portion of roadway will allow the contractor to complete the majority of the four (4) ocean outfall abandonments at that location within one M.O.T. Traffic will be detoured from South Ocean Boulevard onto South County Road for vehicles traveling north. Southbound traffic on South Ocean Boulevard will use Hammon Avenue to access South County Road. The project will also require periodic short term lane closures; which staff will provide advance notice.

FUNDING/FISCAL IMPACT

The Town's Accelerated Capital Improvement Program - Phase 2 includes a line item for Ocean Outfall Abandonments with a remaining budget of $542,460. This project is being funded within this line item.

PURCHASING REVIEW

This item has been reviewed by the Purchasing Division and approved as recommended.

TOWN ATTORNEY REVIEW

This resolution has been reviewed and approved by the Town Attorney for legal form and sufficiency.

Attachments

cc: Patricia Strayer, P.E., Town Engineer
Douglas Terry, Water Resources Division Manager
Jeffrey Sanon, P.E., Project Engineer
Robert Weber, Coastal Manager
Adis Pedraza, Purchasing Manager

RESOLUTION NO. 40-2017

A RESOLUTION OF THE TOWN COUNCIL OF THE TOWN OF PALM BEACH, PALM BEACH COUNTY, FLORIDA, APPROVING A PURCHASE ORDER FOR CONSTRUCTION PHASE ENGINEERING SERVICES TO CHEN, MOORE, AND ASSOCIATES, INC., IN AN AMOUNT OF $29,900 FOR THE OCEAN OUTFALL ABANDONMENTS, AND ESTABLISHING A CONSTRUCTION PHASE BUDGET OF $32,000.

* * * * *

BE IT RESOLVED BY THE TOWN COUNCIL of the Town of Palm Beach, Palm Beach County, Florida as follows:

Section 1. The Town Council of the Town of Palm Beach hereby approves a purchase order for Chen, Moore, and Associates, Inc., in an amount of $29,900 for Construction Phase Engineering Services for the Ocean Outfall Abandonments, and establishes a construction phase engineering budget of $32,000.

Section 2. The Town Manager is hereby authorized to execute this purchase order on behalf of the Town of Palm Beach for this improvement.

Section 3. The Town Manager, or his designee, is hereby authorized to take such further actions as may be necessary to effectuate the completion of the said project, including any necessary change order work as recommended by the Public Works Director.

PASSED AND ADOPTED in a regular adjourned session of Town Council of the Town of Palm Beach this 13th day of April 2017.

_____
Gail L. Coniglio, Mayor

_____
Richard M. Kleid, Town Council President

_____
Danielle H. Moore, Council President Pro Tem

_____
Julie Araskog, Town Council Member

_____
Bobbie Lindsay, Town Council Member

ATTEST:

_____
Susan A. Owens, MPA, MMC, Town Clerk

_____
Margaret A. Zeidman, Town Council Member

500 Australian Ave S, Ste. 850
West Palm Beach, FL 33401
Phone: +1 (561) 746-6900
Fax: +1 (561) 746-8333
www.chenmoore.com

February 24, 2016

SENT VIA EMAIL
(JSanon@TownofPalmBeach.com)

Jeff Sanon
Project Engineer
Town of Palm Beach
951 Old Okeechobee Rd, Suite A
West Palm Beach, Florida 33401

Subject: OCEAN OUTFALLS ABANDONMENT - CONSTRUCTION SERVICES
CMA Proposal No. P17.431

Dear Jeff:

Chen Moore and Associates (CMA) is pleased to submit the attached Agreement for Professional Services and Scope of Services to provide construction services associated with the Ocean Outfalls Abandonment Project. This proposal defines the scope of work, schedule, exclusions, and compensation for the construction services associated with this project.

I. SCOPE OF SERVICES

The Scope of Services is comprised of the following essential tasks:

Task 1 – Review and Approval of Shop Drawings and Technical Submittals
Task 2 – Respond to Contractor Requests for Information (RFI's)
Task 3 – Periodic Site Inspection and Construction Certification

Below is a description of the services included with each of these essential tasks:

Task 1 – Review and Approval of Shop Drawings and Technical Submittals

CMA will review and approve applicable shop drawings and technical submittals (maximum of 10 submittals) required by the Contract Documents. The review includes up to one re-submittal review for correction and revision by the Contractor per submittal package. The review will include comparison of the Contractor's submitted documents to the requirements of the contract Documents. In addition, any substantial deviation from the project requirements will be documented and returned to The Town's Project Manager (TOWN) with instructions on how to proceed based on the severity and nature of the deficiencies encountered. Once the Contractor has substantially met the project requirements, CMA will approve the submittal package in writing and provide the results to the TOWN. Finally, CMA will prepare and maintain a submittal log which will document

and track the dates and results of all reviews. The log will be periodically updated and will be reviewed during the construction progress meetings.

Task 2 – Respond to Contractor Requests for Information Regarding the Civil Plans and Specifications

CMA will answer and address the contractor's Requests for Information (RFI) which requires interpretation of the plans. This task includes only those RFIs that are directly related to any original products prepared by CMA for the construction of this project and excludes interpretation of any documents originally created by the TOWN, the Contractor, or their sub-contractors and suppliers. For scoping purposes, it is assumed that a total of ten (10) RFI's will be reviewed. It is also assumed that the RFI's process will be informal coordination with the contractor due to the nature of a design-build project.

Task 3 – Construction Certification

The tasks described below are directly related to the Certification of Construction. CMA will provide the certificate once all sub tasks are completed and approved by the Engineer of Record.

Task 3.1 Public Outreach Documentation

Prior to issuance of the construction Notice to Proceed, CMA will coordinate with the Contractor to prepare a pamphlet describing extent of construction, lane closures and detour routes. This pamphlet will be mailed to immediately adjacent residents and placed as door hangers on the homes of immediately adjacent homes, as well as provided to the Town for posting online as needed.

Task 3.2 Periodic Site Inspection

During the construction of the project, a designate of the Engineer of Record will perform periodic inspections to observe the work in progress. The objective of the site inspection is to assure the Engineer that the construction is being completed in substantial accordance of the contract documents. This task is directly related to the ultimate Certification of Construction at the conclusion of the project is only intended to provide information to the Engineer of Record. For scoping purposes, it is assumed site visits will be limited to 4 hours per week for the duration of the construction contract. 4 hours per week * 24 weeks = 96 hours. Separate from this task is the substantial and final completion inspections required for Tasks 3.5 and 3.6.

Task 3.3 Attend Progress Meetings

The Engineer of Record or his designate will attend progress meetings to discuss construction issues / scheduling / etc. The production of meeting minutes will be included as part of this task. For scoping purposes, fourteen (14) progress meetings are assumed with weekly meetings for the first several weeks and then every other week thereafter. For the purposes of defining the effort, it is assumed that the meetings will be 1 hour in length and held at the Public Works Complex, an additional hour per meeting is included for staff time to prepare agendas and summaries before and after each meeting.

Task 3.4 Review and Coordinate Change Orders

The Engineer of Record or his designate will review up to 2 Requests for Change Order from the Contractor, and provide recommendations to Town staff for final resolution of each Request.

Task 3.5 Attend Substantial Completion Inspection Meeting

Near the conclusion of the construction phase, CMA will attend one Substantial Completion Inspection in order allow for Certification of Construction. The Engineer of Record, or his designate will attend the site meeting. Any punch-lists or correspondence related to the Substantial Completion Inspection will be forwarded to the Engineer of Record.

Task 3.6 Attend Final Completion Inspection Meeting

CMA will attend one Final Completion walk-through in order to allow for Certification of Construction. Any correspondence related to the Final Completion Inspection will be forwarded to the Engineer of Record.

Task 3.7 Review As-built Drawings

CMA will review as-built drawings prepared by others and provide comments and/or recommended corrections. The intent of this sub task is to allow the Engineer of Record to assure himself that all aspects of the project were constructed in substantial conformance to the Plans and Specifications thereby allowing his to certify the construction.

Task 3.8 Construction Certification

Upon completion of the Final Inspection CMA will issue a certificate that the project was completed in substantial accordance with the plans. The certificate will be signed and sealed by the Engineer of Record and delivered to the TOWN five (5) working days after the final set of as-builts are completed.

II. SCHEDULE

Construction is slated for May 1, 2017 – October 31, 2017.

III. EXCLUSIONS

The services outlined below are not included as part of the scope of work, although additional service agreements can be executed to assist the TOWN with these services if necessary:

- Right-of-way or Topographic Surveys
- Review Contractor Pay Requests
- Underground investigations
- Community workshops
- Project Coordination
- Contract Interpretation
- Construction Document Reproduction
- Preparation of As-Built Plans

IV. COMPENSATION

CMA will be compensated for the services described on an hourly, not-to-exceed basis in an amount of **$29,900** per attached Exhibit A.

Should you have any questions, please do not hesitate to contact me at my office at (561) 746-6900 x 1160, my cell phone at (561) 329-1797 or send me an electronic message at **bwhitfield@chenmoore.com**.

Respectfully submitted,



CHEN MOORE AND ASSOCIATES
Brent Whitfield / Director of Water Resources

Cc. Suzanne Dombrowski – CMA
Peter Moore – CMA
Attachment(s): Exhibit A

TOWN OF PALM BEACH

Town Council Meeting on: April 13, 2017

Section of Agenda
Resolutions

Agenda Title
RESOLUTION NO. 41-2017 A Resolution of the Town Council of the Town of Palm Beach, Palm Beach County, Florida, Approving a Purchase Order for Design and Bid Phase Engineering Services to Chen, Moore, and Associates, Inc., in an Amount of $58,858 for the Phipps Ocean Park North Restroom Replacement, and Establishing a Design and Bid Phase Engineering Services Budget of $65,000.

Presenter
H. Paul Brazil, P.E., Director of Public Works

ATTACHMENTS:

- **Memorandum dated March 31, 2017, from H. Paul Brazil, P.E., Director of Public Works**
- **Resolution No. 41-2017**
- **Chen Moore Proposal**

TOWN OF PALM BEACH

Information for Town Council Meeting on: April 13, 2017

TO: Mayor and Town Council

VIA: Thomas G. Bradford, Town Manager

FROM: H. Paul Brazil, P. E., Director of Public Works

RE: Approve a Purchase Order for Design and Bid Phase Engineering Services for the Phipps Ocean Park North Restroom Replacement
Resolution No. 41-2017

DATE: March 31, 2017

STAFF RECOMMENDATION

Town staff recommends that Town Council approve Resolution No. 41-2017 approving a purchase order to Chen, Moore, and Associates, Inc. (CMA), for engineering design and bid phase engineering services in the amount of $58,858 for the Phipps Ocean Park North Restroom Replacements and establishing an engineering design and bid phase services budget of $65,000, including contingency.

GENERAL INFORMATION

The public restroom that serves the northern end of Phipps Ocean Park has been in use for over 20 years and is showing signs of deterioration with its structure, utilities, and equipment. It is now time for the replacement of the restroom building in order to provide a more efficient and safe facility for those that use the park. The proposed restroom is to be similar to the precast restroom buildings that are on the southern portion of the park.

Staff has negotiated the CMA proposal for design and bid phase services in the amount of $58,858. Staff also recommends a contingency of $6,142, resulting in a total design and bid phase services budget of $65,000.

FUNDING/FISCAL IMPACT

Funding for the design and bid phase engineering services for the Phipps Ocean Park North Restroom Replacement is contained within the Town's Pay-As-You-Go 307 Fund.

PURCHASING REVIEW

This item has been reviewed by the Purchasing Division and approved as recommended.

TOWN ATTORNEY REVIEW

This resolution has been reviewed and approved by the Town Attorney for legal form and sufficiency.

Attachments

cc: Jane Struder, Director of Finance
Patricia Strayer, P.E., Town Engineer
Brett Madison, Facilities Division Manager
Jeffrey M. Sanon, P.E., Project Engineer
Adis Pedraza, Purchasing Manager

RESOLUTION NO. 41-2017

A RESOLUTION OF THE TOWN COUNCIL OF THE TOWN OF PALM BEACH, PALM BEACH COUNTY, FLORIDA, APPROVING A PURCHASE ORDER FOR DESIGN AND BID PHASE ENGINEERING SERVICES TO CHEN, MOORE, AND ASSOCIATES, INC., IN AN AMOUNT OF $58,858 FOR THE PHIPPS OCEAN PARK NORTH RESTROOM REPLACEMENT, AND ESTABLISHING A DESIGN AND BID PHASE ENGINEERING SERVICES BUDGET OF $65,000.

* * * * *

BE IT RESOLVED BY THE TOWN COUNCIL of the Town of Palm Beach, Palm Beach County, Florida as follows:

Section 1. The Town Council of the Town of Palm Beach hereby approves a purchase order for Chen, Moore, and Associates, Inc., in an amount of $58,858 for the Phipps Ocean Park Restroom Replacement, and establishes a total design and bid phase engineering budget of $65,000.

Section 2. The Town Manager is hereby authorized to execute a purchase order on behalf of the Town of Palm Beach for these improvements, and is authorized to approve additional tasks, as necessary, within budget.

Section 3. The Town Manager, or his designee, is hereby authorized to take such further actions as may be necessary to effectuate the completion of the said project, including any necessary change order work as recommended by the Public Works Director.

PASSED AND ADOPTED in a regular, adjourned session of the Town Council of the Town of Palm Beach assembled this 13th day of April 2017.

Gail L. Coniglio, Mayor	Richard M. Kleid, Town Council President
	Danielle H. Moore, Council President Pro Tem
	Julie Araskog, Town Council Member
ATTEST:	Bobbie Lindsay, Town Council Member
Susan A. Owens, MPA, MMC, Town Clerk	Margaret A. Zeidman, Town Council Member

CHEN·MOORE
&ASSOCIATES

500 Australian Ave S, Ste. 850
West Palm Beach, FL 33401
Phone: +1 (561) 746-6900
Fax: +1 (561) 746-8333
www.chenmoore.com

March 31, 2017

SENT VIA E-MAIL
(JSanon@TownofPalmBeach.com)

Jeff Sanon
Project Engineer,
Town of Palm Beach
951 Old Okeechobee Road, Suite "A"
West Palm Beach, FL 33401

Subject: Phipps Ocean Park North Restroom Replacement
CMA Proposal No. P17.431

Dear Jeff:

Chen Moore and Associates (CMA) is pleased to submit the attached Agreement for Professional Services and Scope of Services to provide civil engineering and landscape architectural design and permitting services for the replacement of the existing restroom facility at the northern end of Phipps Ocean Park.

PROJECT INTRODUCTION

Chen Moore and Associates was requested by the Town of Palm Beach to provide site planning, civil engineering, landscape architecture and bidding assistance services for the demolition of the existing restroom building and replacement of the facility with a single pre-fabricated building with two restrooms. Phipps Ocean Park is located at 2201 S Ocean Blvd.

The "Owner" and "Client" of the property is the Town of Palm Beach (Town)
The "Consultant" and "Engineer" is Chen Moore and Associates (CMA)

SCOPE OF SERVICES

The scope of services includes the following:

- The design and permitting, and construction for a prefabricated pavilion on concrete slab
- Replacement concrete sidewalks and bathroom apron.
- Utility connections for a new pre-fabricated bathroom
- Landscape and irrigation to meet code minimum requirements
- The site plan will include water, sewer, drainage, landscape, and irrigation plans for the project.
- Permitting through the regulatory agencies
- Bid document review and assistance

CHEN•MOORE
&ASSOCIATES

500 Australian Ave S, Ste. 850
West Palm Beach, FL 33401
Phone: +1 (561) 746-6900
Fax: +1 (561) 746-8333
www.chenmoore.com

Design Services

Task 1: *Preliminary Investigation and Schematic Design*

CMA will review existing information including available survey, existing permits, available as-builts, FEMA flood maps and finish floor elevations, plans from any adjacent environmental mitigation, and construction documents from prefabricated restroom buildings at south end of the park. CMA will also perform an initial site visit to verify existing conditions of the site. The site visit and investigations will serve as a basis of design for the project.

CMA shall provide a preliminary site plan depicting the proposed prefabricated floor plan and building orientation, layout for sidewalk, and preliminary landscape plans for Owner approval. As part of this submittal, CMA will outline regulatory process requirements (if applicable).

As Task 9 describes, the preliminary investigation will also include survey services to identify existing grades and all nearby above ground features. The preliminary investigation will also include geotechnical services to inform the design of the foundation for the proposed pre-fabricated building as described in Task 9.

Task 2: *90% Design Plans*

This submittal will incorporate all Owner comments from the 60% plan into a revised set. In addition to revised specifications and an updated cost estimate, the following plan sheets will be provided:

1. 90% Cover Sheet
2. 90% Demolition Plan
3. 90% Utility plan showing water, sewer and site electrical improvements
4. 90% Grading plan and stormwater management plan
5. 90% Landscape and irrigation plan
6. 90% Prefabricated restroom building plan with details

Task 3: *100% Design Plans*

CMA will incorporate Owner comments from the 90% submittal and finalize the construction documents for preparation of the permit set.

CHEN•MOORE
&ASSOCIATES

500 Australian Ave S, Ste. 850
West Palm Beach, FL 33401
Phone: +1 (561) 746-6900
Fax: +1 (561) 746-8333
www.chenmoore.com

Permitting, Coordination and Bid Support Services

Task 4: Site Permitting

Consultant shall prepare submittal packages and submit for government agency permits with the appropriate calculations and back-up to the following agencies:

1. South Florida Water Management District – Drainage (10-2 Self-Certification)
2. Palm Beach County Health Department – Potable Water
3. Palm Beach County Health Department – Sanitary Sewer
4. City of West Palm Beach – Potable Water Connection

Task 5: Building Department Permitting

CMA will respond to Building Department comments and complete permit revisions as needed.

Task 6: Town Committee Coordination

CMA and a sub-contracted Architect (CPZ) will attend one Architectural Commission (ARCOM) meeting to present the proposed facility and respond to questions and concerns. CMA and a sub-contracted Architect (CPZ) will attend one Planning and Zoning meeting to present the proposed facility and respond to questions and concerns. CMA will revise the plans and Construction Documents per comments from ARCOM and Planning & Zoning.

Task 7: Bidding Assistance

CMA will respond to questions from bidders relative to the plan documents. CMA will coordinate with the Owner as required for these responses. CMA will evaluate bid responses for unit prices and qualifications of contractor.

Reimbursables

Task 8: Reimbursables

8.1 Architecture: ENGINEER will submit for reimbursement the invoices of the contracted architectural firm (CPZ Architects) to perform assistance with QA/QC and coordination with the Architectural Commission (ARCOM).

8.2 Geotechnical: ENGINEER will submit for reimbursement the invoices of the contracted geotechnical engineering firm (Nutting) to perform pavement cores throughout the project area. Consultant will perform one Standard Penetration Test (SPT) boring in general accordance with ASTM D-1586 specifications to a depth of 15 feet in the area of the proposed building. CMA will provide a copy of the engineering report describing the findings and general site preparation and foundation design recommendations for support of the proposed construction.

8.3 Survey: ENGINEER will submit for reimbursement the invoices of the contracted survey firm (Avirom) to perform Topographic Survey activities to gather existing slope and grade

500 Australian Ave S, Ste. 850
West Palm Beach, FL 33401
Phone: +1 (561) 746-6900
Fax: +1 (561) 746-8333
www.chenmoore.com

as well as location, description and dimension of all above-ground features. CMA will provide a copy of the survey in support of the construction documents.

8.4 Utility Locates: ENGINEER will submit for reimbursement the invoices of the contracted SUE firm (InfraMap) to identify the location of utility service connections to the existing building.

8.5 Structural & Electrical: ENGINEER will submit for reimbursement the invoices of the contracted consulting firm (RGD) to provide structural and electrical design for the foundation of the precast building and the utility service.

8.6 Asbestos Survey: ENGINEER will submit for reimbursement the invoices of the contracted firm to provide an asbestos survey of the existing facility.

The contract scope does not include the following, however should the Town request any of the services listed below a proposal for additional services can be provided:

- Construction Engineering Inspections
- Project Certification and Closeout
- Environmental Site Assessments or Mitigation

ASSUMPTIONS

The following assumptions were incorporated into the development of the scope. Should the assumptions change, the scope of services may change.

- No modifications to the existing parking lot or pavement markings will be necessary
- No environmental site assessments will be required.
- No replacement or restoration of underground utilities outside of the existing building footprint will be necessary.
- All permit application fees will be paid by the Town.

DELIVERABLES

Chen Moore & Associates will provide the following deliverables:

- Construction level Engineering Plans
- Regulatory agency permitting
- Bid assistance services

CHEN·MOORE
&ASSOCIATES

500 Australian Ave S, Ste. 850
West Palm Beach, FL 33401
Phone: +1 (561) 746-6900
Fax: +1 (561) 746-8333
www.chenmoore.com

SCHEDULE AND FEES

Consultant shall schedule work in coordination with the Town schedule.

The fees for Tasks 1 through 8 will be billed on a lump sum basis. Task 9 will be billed at cost. A detailed hourly breakdown is shown in Exhibit A. A summary of the fees is as follows:

SUMMARY

TASK 1 – PRELIMINARY INVESTIGATION AND SCHEMATIC DESIGN	$8,870
TASK 2 – 90% DESIGN PLANS	$12,635
TASK 3 – 100% DESIGN PLANS	$5,445
TASK 4 – PERMITTING	$4,065
TASK 5 – BUILDING DEPARTMENT PERMITTING	$2,260
TASK 6 – TOWN COMMITTEE COORDINATION	$3,360
TASK 7 – BIDDING ASSISTANCE	$3,030
TASK 8 – REIMBURSABLES	$19,193
TOTAL	**$58,858**

Should you have any questions, please do not hesitate to contact me at my office at (561) 746-6900 x 1160, my cell phone at (561) 329-1797 or send me an electronic message at bwhitfield@chenmoore.com.

Respectfully submitted,

CHEN MOORE AND ASSOCIATES
Brent Whitfield/ Senior Engineer

Cc. Suzanne Dombrowski – CMA
Peter Moore – CMA
Attachment(s): Exhibit A

TOWN OF PALM BEACH

Town Council Meeting on: April 13, 2017

Section of Agenda
Resolutions

Agenda Title
RESOLUTION NO. 42-2017 A Resolution of the Town Council of the Town of Palm Beach, Palm Beach County, Florida, Approving a Purchase Order for Design and Bid Phase Engineering Services to Kimley-Horn and Associates, Inc., in an Amount of $18,448.50 for the Mid-Town Restroom and Lifeguard Building Improvements, and Establishing a Design and Bid Phase Engineering Services Budget of $20,000.

Presenter
H. Paul Brazil, P.E., Director of Public Works

ATTACHMENTS:

- **Memorandum dated March 27, 2017, from H. Paul Brazil, P.E., Director of Public Works**
- **Resolution No. 42-2017**
- **Kimley Horn Proposal**

TOWN OF PALM BEACH

Information for Town Council Meeting on: April 13, 2017

TO: Mayor and Town Council

VIA: Thomas G. Bradford, Town Manager

FROM: H. Paul Brazil, P. E., Director of Public Works

RE: Approve a Purchase Order for Design and Bid Phase Engineering Services for the Mid-Town Beach Restroom and Lifeguard Building Improvements
Resolution No. 42-2017

DATE: March 27, 2017

STAFF RECOMMENDATION

Town staff recommends that Town Council approve Resolution No. 42-2017 approving a purchase order to Kimley-Horn and Associates, Inc. (KHA), for engineering design and bid phase engineering services in the amount of $18,448.50 for the Mid-Town Beach Restroom, and Lifeguard Building, and establishing an engineering design and bid phase services budget of $20,000 including contingency.

GENERAL INFORMATION

The Mid-Town Beach Restroom and Lifeguard Building is located within the Town of Palm Beach on the east side of the South Ocean Boulevard and Chilean Avenue intersection. The building is used as a public restroom on the north end and also as a station for the lifeguard staff on the south end. In March 2017, KHA completed an assessment of the Mid-Town Beach Restroom and Lifeguard Building. The results conveyed a significant amount of structural damage that is in urgent need of repair. KHA has submitted a proposal to prepare plans and specification that will address and correct the building's deficiencies.

Staff has negotiated the KHA proposal for design and bid phase services in the amount of $18,448.50. Staff also recommends a contingency of $1,551.50, resulting in a total design and bid phase services budget of $20,000.

FUNDING/FISCAL IMPACT

Funding for the Design and Bid Phase Engineering Services for the Mid-Town Restroom and Lifeguard Building Improvements is contained within the Town's Pay-As-You-Go 307 Fund.

PURCHASING REVIEW

This item has been reviewed by the Purchasing Division and approved as recommended.

TOWN ATTORNEY REVIEW

This resolution has been reviewed and approved by the Town Attorney for legal form and sufficiency.

Attachments

cc: Jane Struder, Director of Finance
Patricia Strayer, P.E., Town Engineer
Brett Madison, Facilities Division Manager
Jeffrey M. Sanon, P.E., Project Engineer
Adis Pedraza, Purchasing Manager

RESOLUTION NO. 42-2017

A RESOLUTION OF THE TOWN COUNCIL OF THE TOWN OF PALM BEACH, PALM BEACH COUNTY, FLORIDA, APPROVING A PURCHASE ORDER FOR DESIGN AND BID PHASE ENGINEERING SERVICES TO KIMLEY-HORN AND ASSOCIATES, INC., IN AN AMOUNT OF $18,448.50 FOR THE MID-TOWN RESTROOM AND LIFEGUARD BUILDING IMPROVEMENTS, AND ESTABLISHING A DESIGN AND BID PHASE ENGINEERING SERVICES BUDGET OF $20,000.

* * * * *

BE IT RESOLVED BY THE TOWN COUNCIL of the Town of Palm Beach, Palm Beach County, Florida as follows:

Section 1. The Town Council of the Town of Palm Beach hereby approves a purchase order for Kimley-Horn and Associates, Inc., in an amount of $18,448.50 for the Mid-Town Restroom and Lifeguard Building Improvements, and establishes a total design and bid phase engineering budget of $20,000.

Section 2. The Town Manager is hereby authorized to execute a purchase order on behalf of the Town of Palm Beach for these improvements, and is authorized to approve additional tasks, as necessary, within budget.

Section 3. The Town Manager, or his designee, is hereby authorized to take such further actions as may be necessary to effectuate the completion of the said project, including any necessary change order work as recommended by the Public Works Director.

PASSED AND ADOPTED in a regular, adjourned session of the Town Council of the Town of Palm Beach assembled this 13th day of April 2017.

_____
Gail L. Coniglio, Mayor

_____
Richard M. Kleid, Town Council President

_____
Danielle H. Moore, Council President Pro Tem

_____
Julie Araskog, Town Council Member

_____
Bobbie Lindsay, Town Council Member

ATTEST:

_____
Susan A. Owens, MPA, MMC, Town Clerk

_____
Margaret A. Zeidman, Town Council Member

Kimley»Horn

March 25, 2017

Mr. Jeff Sanon, P.E.
Town of Palm Beach
951 Old Okeechobee Road, Ste. "A"
West Palm Beach, FL 33401

RE: ***Beach Bathroom Building Repair Documents***

Dear Jeff,

Kimley-Horn is pleased to submit this proposal to The Town of Palm Beach ("TOWN") for providing engineering services related to Beach Bathroom building near Mid-Town Beach in the Town of Palm Beach. Our project understanding, scope of services, schedule, and fee follow.

Project Understanding

We understand that structural deficiencies such as settlements and cracking have been identified at the existing Beach Bathroom Building located on S. Ocean Blvd. at Mid-Town Beach. Kimley-Horn Horn has reviewed the deficiencies in the field and developed repair recommendations that are described in a memorandum dated March 24, 2017. The Town has asked Kimley-Horn to prepare repair plans and specifications for public bidding based on the recommendations described in the memorandum.

Based on this understanding, we offer the following Scope of Services.

Scope of Services

Kimley-Horn will attend a kickoff meeting with the Town and visit the building to photograph, document, and quantify the damage that is to be addressed in the repair documents. Kimley-Horn will prepare repair plans, details, and specifications sufficient for use by the Town for public bidding and use by the selected contractor to perform the improvements. Photographs will be used to develop repair details to the extent practical. Previous Mid-Town bathroom improvement documents will be used as a base to develop the documents for these repairs. Technical specifications will be prepared to describe repair products and other requirements. It is anticipated that the following plan sheets will be developed:

- Cover Sheet
- General Notes and Specifications
- Repair Plans (Roof Plan and Floor Plan)
- Repair Elevations (East, West, North, and South)
- Repair Details

KHA will provide copies of the repair plans and specifications for the Town's review. We will respond to one round of comments and finalize the package for use by the Town in bidding and construction. We will provide electronic copies of the documents for the Town to use for bidding and construction.

We will attend the prebid meeting, assist the Town in answering bidder questions, and review the bid proposal of the apparent low bidder during the bid phase.

We will prepare a proposal for construction phase services upon completion of repair plans and present to the Town for consideration at that time.

Additional Services

Any services not specifically provided for in the above scope, as well as any changes in the scope requested by the Town, will be considered additional services to this task and will be performed based on proposals approved prior to performance of the additional services.

Information and Services Provided By the Town

Kimley-Horn assumes that all information provided by the Town can be relied upon in the performance of professional services. The following information shall be provided to Kimley-Horn and the following services will be performed by the Town.

- Access to the Building
- Record Drawings and Data

Fee and Billing

Kimley-Horn will perform the services described in this Scope of Services on an hourly basis in accordance with our Contract with the Town. It is recommended that a budget of $18,448.50 be established for this work. A breakdown of this fee is attached to this proposal.

Closure

In addition to the matters set forth herein, our Agreement shall include and be subject to, and only to, the terms and conditions in the Professional Services Agreement between the Town of Palm Beach and Kimley-Horn and Associates, Inc., dated January 27, 2016, which are incorporated by reference. As used in the Agreement, the term "CONSULTANT" shall refer to Kimley-Horn and Associates, Inc., and the term "TOWN" shall refer to The Town of Palm Beach.

If you concur in all the foregoing and wish to direct us to proceed with the services, please notify us by providing a purchase order for the scope and fee described above.

We appreciate the opportunity to provide these services to you. Please contact me at (561) 840-0820 or kevin.schanen@kimley-horn.com should you have any questions.

Sincerely,

By: Kevin Schanen, P.E.
Vice President

Attachment
K:\WPB_Civil\General\Schanen\Proposals\Palm Beach\Beach Bathrooms\Forensic Investigation\Proposal\Beach Bathrooms Repair Documents.docx

TOWN OF PALM BEACH

Town Council Meeting on: April 13, 2017

Section of Agenda
Resolutions

Agenda Title
RESOLUTION NO. 43-2017 A Resolution of the Town Council of the Town of Palm Beach, Palm Beach County, Florida, Approving a Contract Extension to Hulett Environmental Services, Inc., for Treatment of Lethal Yellowing Disease in Coconut Palms and Royal Palm Bug and Fertilization Treatment in Royal Palm Trees in the Annual Amount of $46,746 and Establishing a Project Budget of $51,420.

Presenter
H. Paul Brazil, P.E., Director of Public Works

ATTACHMENTS:

- **Memorandum dated March 22, 2017, from H. Paul Brazil, P.E., Director of Public Works**
- **Resolution No. 43-2017**
- **Bid No. 2014-18**

TOWN OF PALM BEACH

Information for Town Council Meeting on: April 13, 2017

TO: Mayor and Town Council

VIA: Thomas G. Bradford, Town Manager

FROM: H. Paul Brazil, P.E., Director of Public Works

RE: Approve a Contract Extension for Lethal Yellowing Inoculations and Royal Palm Treatments
Resolution No. 43-2017

DATE: March 22, 2017

STAFF RECOMMENDATION

Town staff recommends that Town Council approve Resolution No. 43-2017 authorizing a contract extension to Hulett Environmental Services, Inc., for Lethal Yellowing Inoculations and Royal Palm Treatments in the annual amount of $46,746 and establishing an annual project budget of $51,420, including contingency.

GENERAL INFORMATION

This operation consists of treating all coconut palms in the Town's rights-of-way, parks, and medians with an antibiotic three (3) times per year; to help prevent the palms from contracting lethal yellowing disease, which can be fatal if not treated.

This award also includes treating all royal palms in the rights-of-way, parks, and medians for royal palm bugs twice a year and fertilization three (3) times per year. The treatment of the palms has been very effective and all operations will be monitored by Town staff and the Town's arborist.

Additional funding is included in this year's request so that the royal palms in Town Square and new coconut palms planted in Town's rights-of-way can be treated. This will increase the cost by $1,662.

The contract provides for the option of four (4) twelve (12) month renewals with all original terms, conditions, and pricing. The original contract award was made on June 10, 2014 by Resolution 77-2014. This is the third (3rd) extension for this contract.

FUNDING/FISCAL IMPACT

Sufficient funds are available in the Public Works budget to complete this work. A contingency of ten percent (10%) has been included for emergency treatments. Funding or reimbursement from other sources (Recreation, Worth Avenue Maintenance Assessment, etc.) will be sought for those respective trees being inoculated that are beyond the responsibility of the Public Works operating budget.

PURCHASING REVIEW

This item has been reviewed by the Purchasing Division and approved as recommended.

TOWN ATTORNEY REVIEW

This resolution has been reviewed by the Town Attorney and approved as to legal form and sufficiency.

Attachments

cc: Jane Struder, Director of Finance
Eric B. Brown, P.E., Assistant Director of Public Works
Brett Madison, Facilities Maintenance Division Manager
Adis Pedraza, Purchasing Manager

RESOLUTION NO. 43-2017

A RESOLUTION OF THE TOWN COUNCIL OF THE TOWN OF PALM BEACH, PALM BEACH COUNTY, FLORIDA, APPROVING A CONTRACT EXTENSION TO HULETT ENVIRONMENTAL SERVICES, INC., FOR TREATMENT OF LETHAL YELLOWING DISEASE IN COCONUT PALMS AND ROYAL PALM BUG AND FERTILIZATION TREATMENT IN ROYAL PALM TREES IN THE ANNUAL AMOUNT OF $46,746, AND ESTABLISHING A PROJECT BUDGET OF $51,420.

* * * * *

WHEREAS, a contract was awarded on June 10, 2014 with Resolution 77-2014 to Hulett Environmental Services to provide treatment of lethal yellowing disease in coconut palms and royal palm bug and fertilization treatment in royal palm trees; and

WHEREAS, Hulett Environmental Services has provided acceptable service under that contract; and

WHEREAS, that contract allows for four (4) twelve-month extensions.

NOW, THEREFORE, BE IT RESOLVED BY THE TOWN COUNCIL OF THE TOWN OF PALM BEACH, PALM BEACH COUNTY, FLORIDA, as follows:

Section 1. The third (3rd) contract extension for treatment of lethal yellowing disease in coconut palms and royal palm bug and fertilization treatment in royal palm trees is approved. Costs for services performed pursuant to this contract shall be $46,746 as stated therein, but shall not exceed a cumulative amount of $51,420 for a period of twelve (12) months, beginning June 15, 2017 and ending June 14, 2018.

Section 2. The Town Manager is hereby authorized to execute this contract extension on behalf of the Town of Palm Beach and to issue a purchase order.

Section 3. The Town Manager, or his designee, is hereby authorized to take such further actions as may be necessary to effectuate the implementation of this contract, including any necessary change order work as recommended by the Public Works Director.

PASSED AND ADOPTED in a regular adjourned session of Town Council of the Town of Palm Beach this 13th day of April 2017.

_____	_____
Gail L. Coniglio, Mayor	Richard M. Kleid, Town Council President
	_____
	Danielle H. Moore, Council President Pro Tem
	_____
	Julie Araskog, Town Council Member
	_____
ATTEST:	Bobbie Lindsay, Town Council Member
_____	_____
Susan A. Owens, MPA, MMC, Town Clerk	Margaret A. Zeidman, Town Council Member

TOWN OF PALM BEACH

PURCHASING DIVISION

March 22, 2017

Hulett Environmental Services
7670 Okeechobee Boulevard
West Palm Beach, FL 33411
Email: RHoward@bugs.com

Attn: Ryan Howard

Ref: Bid No. 2014-18 – Treatment for Lethal Yellowing Disease, Royal Palm Bug and Royal Palm Fertilization
BID 2014-08C - Year 4 of Contract – 3rd Renewal

Dear Mr. Howard:

As specified in the referenced bid document, we have the option to renew the existing contract for another one-year period if it is mutually agreeable to all parties.

Please advise by signature below, if a one-year extension of our current contract at same terms, conditions, specifications and pricing stated in your bid dated May 14, 2014 would be acceptable.

Please, complete and return this form to the Purchasing Division by no later than 2:00 PM March 27, 2017. Your response may be emailed to sshea@townofpalmbeach.com or faxed to 561-835-4688.

Sincerely,

Sandy Shea

Sandy Shea
Public Works Buyer

✓ I hereby agree to a one-year extension of the subject bid.

_____ I do not approve a one-year extension of the subject bid for the following reasons:

Ryan Howard — SIGNATURE

3/22/17 — DATE

RYAN HOWARD — NAME (PRINT)

TOWN OF PALM BEACH

Town Council Meeting on: April 13, 2017

Section of Agenda
Resolutions

Agenda Title
RESOLUTION NO. 44-2017 A Resolution of the Town Council of the Town of Palm Beach, Palm Beach County, Florida, Authorizing the Town Manager to Apply to the Local Initiatives (LI) Program from the Florida Department of Transportation Through the Palm Beach Metropolitan Planning Organization for Grant Funds in an Amount up to $3,500,000 to Provide Funding for the Design and Construction of Signalization and Mast Arm Improvements.

Presenter
H. Paul Brazil, P.E., Director of Public Works

ATTACHMENTS:

- **Memorandum dated March 27, 2017, from H. Paul Brazil, P.E., Director of Public Works**
- **Resolution No. 44-2017**
- **Letter of Approval**

TOWN OF PALM BEACH

Information for Town Council Meeting on: April 13, 2017

TO: Mayor and Town Council

VIA: Thomas G. Bradford, Town Manager

FROM: H. Paul Brazil, P.E., Director of Public Works

RE: Authorizing the Submittal of Local Initiatives (LI) Grant Application for up to $3,500,000 to the Florida Department of Transportation Through the Palm Beach Metropolitan Planning Organization for Design and Construction of Signalization and Mast Arm Improvements
Resolution No. 44-2017

DATE: March 27, 2017

STAFF RECOMMENDATION

Town staff recommends that Town Council approve Resolution No. 44-2017 authorizing the Town Manager to submit the Local Initiatives (LI) Grant Application for up to $3,500,000 to the Florida Department of Transportation (FDOT) through the Palm Beach Metropolitan Planning Organization for the design and construction of Signalization and Mast Arm Improvements

GENERAL INFORMATION

In 2014, Kimley-Horn & Associates (KHA) performed a Study of the sixteen (16) signalized intersections Town-Wide. KHA submitted a report detailing estimated costs, descriptions, and evaluations to replace the existing mast arms with ones that meet current wind loading requirements. The Study also included an evaluation and proposed costs to upgrade the pedestrian signals, crosswalks, and ramps necessary to meet the ADA requirements. Of the sixteen (16) signalized intersections, six (6) are owned, operated, and maintained by the Town.

As part of the Accelerated Capital Improvement Program, the Town has moved forward on those owned by the Town and have upgraded two (2) of the intersections (Sunrise Avenue and Sunset Avenue on North County Road) this past summer. The plans for the four (4) remaining intersections are being finalized and are expected to go to construction in the summers of 2018 and 2019.

Funding for the FDOT signalization and mast arm improvements is not in the Town's 5-year Capital Improvement Budget plan. Staff did not plan to spend Town funds on the FDOT infrastructures. The Study was shared with FDOT to determine if funding was available for them to make the improvements. FDOT's 5-Year plan does not contain funding for the improvements for the Town's signalization and mast arms nor do they have any funding or plans beyond five (5) years to make those improvements.

If the LI Grant is approved, the funding for the design and construction of the FDOT intersections would be available for Fiscal Year 2022 or 2023 based on the 2017 Grant Application process. Pending the grant value, Staff would return at a later date to Town Council with alternatives for moving forward with a project.

Staff recommends that Town Council authorize the Town Manager to submit the LI Grant Application and execute any additional documentation necessary to secure the Grant funding for the Signalization and Mast Arm Improvements within the Town Limits.

FUNDING/FISCAL IMPACT

There is no fiscal impact to the Town.

TOWN ATTORNEY REVIEW

This resolution has been reviewed by the Town Attorney and approved for legal form and sufficiency.

Attachments

cc: Jane Struder, Director of Finance
Eric B. Brown, P.E., Assistant Director of Public Works
Patricia Strayer, P.E., Town Engineer
John C. Randolph, Town Attorney
Adis Pedraza, Purchasing Manager

RESOLUTION NO. 44-2017

A RESOLUTION OF THE TOWN COUNCIL OF THE TOWN OF PALM BEACH, PALM BEACH COUNTY, FLORIDA, AUTHORIZING THE TOWN MANAGER TO APPLY TO THE LOCAL INITIATIVES (LI) PROGRAM FROM THE FLORIDA DEPARTMENT OF TRANSPORTATION THROUGH THE PALM BEACH METROPOLITAN PLANNING ORGANIZATION FOR GRANT FUNDS IN AN AMOUNT UP TO $3,500,000 TO PROVIDE FUNDING FOR THE DESIGN AND CONSTRUCTION OF SIGNALIZATION AND MAST ARM IMPROVEMENTS.

* * * * * *

WHEREAS, the Town of Palm Beach desires to apply to the Local Initiatives (LI) Program from the Florida Department of Transportation through the Palm Beach Metropolitan Planning Organization, for grant funds in the amount up to $3,500,000 which will provide funding for the design and construction of signalization and mast arm improvements throughout the Town; and

WHEREAS, the proposed improvements which are part of this application are intended to improve the safety of the motoring public and pedestrians throughout the Town as the Town brings the signalization, mast arms, crosswalks, and ADA ramps to the current standards and codes; and

WHEREAS, the Metropolitan Planning Organization's Local Initiative grant provides funding for the signalization and mast arm improvements; and

WHEREAS, Local Initiative grant program does not have any matching fund requirements; and

NOW, THEREFORE, BE IT RESOLVED BY THE TOWN COUNCIL OF THE TOWN OF PALM BEACH, PALM BEACH COUNTY, FLORIDA, as follows:

Section 1. The foregoing recitals are hereby ratified and confirmed.

Section 2. The Town Manager is hereby authorized to submit an application to the Florida Department of Transportation through the Palm Beach Metropolitan Planning Organization, for grant funds in the amount up to $3,500,000 which will provide funding for the design and construction of signalization and mast arm improvements throughout the Town. The Town Manager is authorized to sign the grant applications and any certifications and assurances, after review for legal sufficiency by the Town Attorney.

Section 3. If the grant is awarded, the Town of Palm Beach will maintain the improvements installed.

Section 4. Upon award of such grant and approved for legal sufficiency by the Town's Attorney, The Town Council hereby authorizes the Town Manager to execute a grant agreement consistent with the grant application.

Section 5. Town Clerks shall provide a certified copy of this resolution to be submitted with the grant application.

PASSED AND ADOPTED in a regular adjourned session of Town Council of the Town of Palm Beach this 13th day of April 2017.

_____	_____
Gail L. Coniglio, Mayor	Richard M. Kleid, Town Council President
	_____
	Danielle H. Moore, Council President Pro Tem
	_____
	Julie Araskog, Town Council Member
	_____
ATTEST:	Bobbie Lindsay, Town Council Member
_____	_____
Susan A. Owens, MPA, MMC, Town Clerk	Margaret A. Zeidman, Town Council Member

TOWN OF PALM BEACH

Public Works Department

March 2, 2017

Nick Uhren, P.E., Executive Director
Palm Beach MPO
2300 N Jog Road, 4th Floor
West Palm Beach, FL 33411-2749

Dear Nick:

Please accept this Letter of Approval from the Town of Palm Beach as documentation that the Town intends to construct and maintain upgraded traffic signals, pedestrian signals, and sidewalks and ramps complying with ADA requirements at seven (7) signalized intersections.

The Town of Palm Beach has undertaken a comprehensive program to replace traffic and pedestrian signals, and to upgrade sidewalks and pedestrian ramps, throughout the Town. The majority of the existing mast-arm traffic signals do not meet Florida Department of Transportation wind-loading requirements and are, therefore, subject to failure in a strong wind event. Furthermore, the existing pedestrian ramps do not meet ADA requirements at several of the signalized intersections.

The Town commissioned a thorough study in 2014 which detailed the feasibility of replacing the existing mast-arm structures with structures that meet current wind-loading requirements, as well as replacing pedestrian signals, crosswalks, and pedestrian ramps to conform with ADA requirements. The Town has recently constructed two (2) new mast-arm signals, and has designed replacements at four (4) other intersections. The Town intends to replace the remaining mast-arm signals that do not meet wind-loading requirements, and upgrade pedestrian features to meet ADA requirements. The Town maintains all signal equipment, including pedestrian signals, within the Town boundaries, and will continue to maintain the upgraded signals.

In conclusion, the scope of work as described in the *2017 Application Form for FY 22 or 23 Project Funding for Local Initiatives Program (LI)* is consistent with the Town's vision for signal replacement.

Please feel free to contact me at (561) 838-5440 with any questions.

Sincerely,

Thomas G. Bradford
Town Manager

MAILING ADDRESS: Post Office Box 2029 • 360 South County Road • Palm Beach, Florida 33480 • (561) 838-5440
LOCATION: Suite A • 951 Old Okeechobee Road • West Palm Beach, Florida 33401 • Fax No. (561) 835-4691

2017 APPLIATION FORM
For FY 22 or 23 Project Funding for Local Initiatives Program (LI)

General Information:

Project Title: Town of Palm Beach Mast Arm Replacement

Name of Applicant (*If other than Project Sponsor*):

Project Sponsor: Town of Palm Beach
(*municipality, county, state, federal agency, or tribal council*)

Contact Person: Patricia Strayer, P.E.

Title: Town Manager

Email: PStrayer@TownofPalmBeach.com

Sponsor Address: 951 Okeechobee Road
West Palm Beach, FL
33401

Phone Number: 561-227-7056

(All of the following items are required - **applications without this information will not be reviewed**)

1 Qualifying LI Funded Activities:

Check the one Local Initiatives activity that represents the majority of the work the proposed project will address. Eligible activities must be consistent with details described under 23 U.S.C. 133(b).

☑ Transportation System Management Improvements:

i. Corridor Improvement: Installation of Intelligent Transportation Systems (ITS) equipment, access management improvements, signage and lighting enhancements, construction of complete streets enhancements, etc.

ii. Intersection Improvement: Installation of ITS equipment, construction of new turn lanes, improved striping, addition of new or improved traffic signals, safety improvements, etc.

☐ Transit Capital Improvements: New or improved bus shelters, Tri-Rail Station enhancements, park-and-ride facilities, transit maintenance facilities, vehicle purchases, etc. *Please note that the MPO cannot fund transit operating costs.*

☐ Non-Motorized Improvements: Widening and/or restriping roadways to provide designated bike lanes, construction of pedestrian facilities, shared use paths, greenway/trail corridors, bike and pedestrian supporting facilities including bike racks, water fountains, lockers, etc.

☐ Freight Improvements:

i. Aviation Improvements: Roadway signage and landscaping surrounding the airport, cargo expansion, rehabilitation of taxiways, apron rehabilitation, etc.

ii. Port Improvements: Intermodal rail improvements on and off the port, improvement of freight rail capacity, cargo/passenger service facility expansion, runway/rails for future cargo yards, or any additional related projects.

iii. Enhance road access to freight hubs or improve operations of truck routes through operational improvements.

☐ Other eligible activities not specified above

2 Project Description:

Road Name: Townwide

Road Number:
(*US, SR, CR, etc.*)

☑ Local Road (*Off-System*) ☑ State Road (*On-System*)

NOTE: All projects on the state road system will be administered and delivered by FDOT

Project Limits: Begin: Townwide
End:

(a) Project Typical Section Information – Complete the following information for existing and proposed features, dimensions, and right of way lines.

	EXISTING	PROPOSED	N/A
RIGHT-OF-WAY			
Width (feet)			X

NOTE: Right-of-Way acquisition is NOT permitted.

ROADWAY			
Number of Travel Lanes	N/A	N/A	
Typical Lane Width (feet)	N/A	N/A	
Total Roadway Width (*No. Travel Lanes x Lane Width*)	N/A	N/A	N/A

Curb & Gutter to remain: ☑ yes ☐ no ☐ N/A

Bike Lane Width (feet) (*Not Including Buffer Width*)	0	0	0
Buffer Width (feet)	0	0	0

Re-stripe for Bike Lane: ☐ yes ☑ no
Widen for Bike Lane: ☐ yes ☑ no

Posted Speed Limit	Variable (30 mph typ)	Variable (30 mph typ)	
Design Speed (if known)	N/A	N/A	

MEDIAN			
Width (feet)	Variable	Variable	

SIDEWALK			
Width on North or East side (feet)	Variable	Variable	
Width on South or West side (feet)	Variable	Variable	

Material:
☑ concrete ☐ asphalt ☐ paver ☐ other (specify) _____

SWALE			
Width (feet)	N/A	N/A	
TOTAL OF ALL COMPONENTS	Variable	Variable	

(b) Right of Way

Describe the project's existing Right-of-Way ownerships. This description shall identify when the Right-of-Way was acquired and how ownership is documented (i.e. plats, deeds, prescriptions, certified surveys, easements). If right-of-way is an easement, please describe the easement language.

The existing signal poles, mast arms and signal equipment are located within Town of Palm Beach and/or FDOT right-of-way, or within easements dedicated to the Town for maintenance. The replacement poles, mast arms, and signal equipment are anticipated to be installed on Town or FDOT property,or within new easements if necessary. The need for new easements, if needed, will be determined during the design phase. No right-of-way acquisition is anticipated.

3 Project Scope:

(a) Project Scope of Work

Project Scope of Work

Instructions: All blue highlighted boxes must be checked Yes or No. Check "N/A" if an item does not apply to the proposed project.

Describe proposed ADA items (crosswalks, sidewalks, ramps, etc.):

The existing sidewalks and ramps at many of the subject locations do not meet ADA standards. As other signals have been updated throughout the Town, significant effort and expense have been incurred to bring the pedestrian facilities into ADA compliance. Crosswalks exist for all pedestrian movements at each intersection, but will be updated per standard.

Describe proposed Access Management revisions:

No access management revisions are proposed as part of the signal replacements.

Describe proposed Pedestrian and/or Roadway Lighting:

Pedestrian lighting is not proposed to be modified as part of the signal replacement. However, as other signals have been replaced in the Town, street lighting improvements have been made as part of concurrent but separate projects.

Describe proposed Landscape (with Local Funds):

No landscaping modifications are proposed as part of signal replacement.

Describe proposed Signalization:

The traffic and pedestrian signals are proposed to be replaced at seven intersections within the Town. These signals are located at the intersections of FDOT and Town-maintained roads. All traffic and pedestrian signal equipment within the Town of Palm Beach is maintained by the Town. The existing mast-arm structures are structurally obsolete and do not meet current wind-loading standards, and the pedestrian ramps and signals do not comply with ADA requirements at many locations. Signal replacement at the following intersections are proposed: South County Road & Barton Avenue; South County Road & Breakers Row; South County Road & Pine Walk; South County Road & Royal Palm Way; Bradley Place and Royal Palm Way; North County Road & Royal Poinciana Way; County Road & Central Fire Station. The Town has recently constructed two other signals to meet the current wind-load standards; four other signals have been designed, two of which are proposed to be constructed in 2018.

Describe Proposed Transit Improvements:

The signal controllers are obsolete and will be replaced as part of this project. New controllers will be able to accommodate transit preemption and adaptive signal control add-ons should these scenarios be implemented in the future.

Describe Utility Modifications Required:

Overhead and underground utilities are typically affected when traffic signals are replaced. It is anticipated that gas lines and phone lines will need to be relocated at the subject intersections. Overhead utilities are anticipated to be relocated to avoid overhead conflict, as well. The Town has embarked on a Townwide undergrounding project which will ultimately result in all overhead utilities being placed underground, and replacement of the traffic signals will be coordinated with future utility undergrounding plans.

Describe Drainage/Permit needs:

Minor drainage improvements may be designed at the subject intersections to accommodate ADA-compliant ramps and sidewalks. Significant drainage upgrades are not anticipated.

Describe Railroad Crossing Modifications:

No railroad crossings are located near the subject intersections.

Describe Bridge Modifications:

No bridge modifications are expected.

Describe Other Scope Items:

The traffic and pedestrian signals will be designed to match the recently-constructed Town signals at North County & Sunrise and North County & Sunset, with decorative, fluted poles and ornamental bases, and will be designed to meet the current FDOT wind-loading requirements. The new signals will include infrastructure for police and fire response preemption, as well.

(b) Summarize any special characteristics of the project.

Pedestrian improvements have been a focus of the Town. Upgrades to crosswalks and ADA ramps, and the installation of rapid rectangular flashing beacons were recently completed along North County Road from Via Bethesda to Royal Poinciana Way. The Town has focused on pedestrian and ADA improvements at the recently-constructed and designed signal replacements not included in this request.

(c) Identify any upcoming projects or projects currently underway adjacent to the proposed project.

The Town has designed signal upgrades (to meet the wind-speed standard) at six intersections not on FDOT roadways. Two have been constructed within the past year, and two are anticipated to be constructed in 2018. The Townwide utility undergrounding project is underway and will ultimately result in all overhead utilities being placed underground; improving ADA access on sidewalks throughout the Town as a result of utility pole elimination.

(d) Other specific project information that should be considered.

4 Project Implementation Information:

(a) Describe the proposed method of performing (i.e. consultant contract or in-house) and administering each work phase of the project. If it is proposed that the project be administered by a governmental entity other than the Department of Transportation, the Agency must be LAP certified to administer Federal Aid projects in accordance with the Department's ***Local Agency Program Manual (topic no. 525-010-300)***. Web site: www.dot.state.fl.us/projectmanagementoffice/lap/default.htm

- [x] Design to be conducted by applicant in-house staff
- [ ] Design to be conducted by FDOT but funded by applicant
- [ ] Design to be conducted by FDOT and funded by Local Initiatives Program
- [x] CEI to be conducted by applicant in-house staff
- [ ] CEI to be conducted by FDOT

(b) Describe any public (and private, if applicable) support of the proposed project. (Examples include: written endorsement, formal declaration, resolution, financial donations or other appropriate means).

(c) Describe the proposed maintenance responsibilities for the project when it is completed.

Signal equipment, including pedestrian signals, will be maintained by the Town of Palm Beach.

5 Cost Estimate:

The total construction amount of Local Initiatives Program funds requested per projects (infrastructure) must be in excess of $250,000 with a maximum project amount of $3,500,000.

Local Initiatives Program funds will be used to fund Construction, Construction Engineering and Inspection Activities (CEI) and FDOT in-house support activities. The applicant may also request that Local Initiative Program funds be used for project Design, Environmental Services, and Post Design Services.

Local Funds (LF) will be used for all non-participating items, contingency activities, and any costs in excess of the awarded funding (LI) allocation.

(a) Provide detailed project cost estimate. Estimate shall be broken down to eligible and non-eligible project costs. **Estimates are to be prepared and signed by a Professional Engineer from the Local Agency's Engineering office.**

Use the following links to access the basis of estimates manual as well as historical cost information for the project area:

Basis of Estimates Manual
Historical Cost Information

5 Certification of Project Sponsor:

I hereby certify that the proposed project herein described is supported by Town of Palm Beach (*municipal, county, state or federal agency, or tribal council*) and that said entity will:

(1) provide any funding required in addition to the grant amount;

(2) enter into a LAP and maintenance agreement with the Florida Department of Transportation;

(3) have complied with the Federal Uniform Relocation Assistance and Acquisition Policies Act for any Right of Way actions intended for this project previously performed within the project limits;

(4) will comply with NEPA process prior to construction, which may involve coordination with the State Historic and Preservation Office (SHPO); and

(5) support other actions necessary to fully implement the proposed project.

I further certify that the estimated costs included herein are reasonable, and that increases in these costs could cause significant increase to the local agency required participation. I understand failure to follow through on the project once programmed in the Florida Department of Transportation's Work Program is not allowed.

Signature

THOMAS G. BRADFORD

Name (*please type or print*)

Town Manager

Title

3/2/17

Date

FOR FDOT USE ONLY		
Application Complete	☐ Yes	☐ No
Project Eligible	☐ Yes	☐ No
Implementation Feasible	☐ Yes	☐ No
Include in Work Program	☐ **Yes**	☐ **No**

TOWN OF PALM BEACH

Town Council Meeting on: April 13, 2017

Section of Agenda
Resolutions

Agenda Title
RESOLUTION NO. 47-2017 A Resolution of the Town Council of the Town of Palm Beach, Palm Beach County, Florida, Authorizing and Approving a Purchase Order to Municipal Equipment Company, LLC in the Amount of $30,865.00 for the Purchase of Four (4) Bullard Thermal Imaging Cameras and Associated Equipment, as Recommended by Staff; And Establishing a Total Budget of $30,865.00 in the 2017 Equipment Replacement Program.

Presenter
Kirk W. Blouin, Director of Public Safety

ATTACHMENTS:

- **Memorandum dated March 15, 2017 from Kirk W. Blouin, Director of Public Safety**
- **Resolution No. 47-2017**
- **Quote from Municipal Equipment Company LLC**
- **Lake County Contract 12-0806M**

TOWN OF PALM BEACH

Information for Town Council Meeting on: April 13, 2017

To: Mayor and Town Council

Via: Thomas G. Bradford, Town Manager

From: Kirk Blouin, Director of Public Safety

Re: Purchase of (4) Bullard Thermal Imaging Cameras through the Lake County Contract #12-0806M
Resolution No. 47-2017

Date: March 15, 2017

STAFF RECOMMENDATION

Staff recommends that the Town Council approve Resolution 47-2017 authorizing the purchase order to Municipal Equipment Company, LLC in the amount of $30,865.00 for the purchase of four (4) Bullard Thermal Imaging Cameras and associated equipment through the Lake County Contract #12-12-0806M.

GENERAL INFORMATION

Thermal Imaging Cameras are on an eight (8) year useful life cycle. The four current cameras, purchased in 2007, had their useful life and use extended for an additional two (2) years, making them ten years old. The technology on these 10-year old cameras is outdated and the batteries are all in need of replacement. The new cameras will be purchased through the Lake County Contract #12-0806M.

FUNDING/FISCAL IMPACT

Funds were budgeted in the FY2017 Equipment Replacement account for this purchase. There is currently $30,865.00.

PURCHASING REVIEW

These items have been reviewed by the Purchasing Division and are approved as recommended.

TOWN ATTORNEY REVIEW

Resolution No. 47-17 has been reviewed by the Town Attorney and approved as to legal form and sufficiency.

cc: Jane Struder, Finance Director
Adis Pedraza, Purchasing Agent

RESOLUTION NO. 47-2017

A RESOLUTION OF THE TOWN COUNCIL OF THE TOWN OF PALM BEACH, PALM BEACH COUNTY, FLORIDA, AUTHORIZING AND APPROVING A PURCHASE ORDER TO MUNICIPAL EQUIPMENT COMPANY, LLC IN THE AMOUNT OF $30,865.00 FOR THE PURCHASE OF FOUR (4) BULLARD THERMAL IMAGING CAMERAS AND ASSOCIATED EQUIPMENT, AS RECOMMENDED BY STAFF; AND ESTABLISHING A TOTAL BUDGET OF $30,865.00 IN THE 2017 EQUIPMENT REPLACEMENT PROGRAM.

NOW, THEREFORE, BE IT RESOLVED BY THE TOWN COUNCIL OF THE TOWN OF PALM BEACH, PALM BEACH COUNTY, FLORIDA, AS FOLLOWS:

Section 1. The Town Council of the Town of Palm Beach hereby approves the purchase order to Municipal Equipment Company, LLC in the amount of $30,865 for the purchase of four (4) Bullard Thermal Imaging Cameras through the Lake County Contract #12-0806M.

Section 2. The Town Manager, or his designee, is hereby authorized to take such further actions as may be necessary to effectuate this purchase of said cameras and associated equipment per the Lake County Contract #12-0806M.

PASSED AND ADOPTED in regular, adjourned session of the Town Council of the Town of Palm Beach assembled this 13th day of April, 2017.

Gail L. Coniglio, Mayor	Richard M. Kleid, Town Council President
	Danielle H. Moore, Town Council President Pro Tem
	Julie Araskog, Town Council Member
ATTEST:	Bobbie Lindsay, Town Council Member
Susan A. Owens, MMC, Town Clerk	Margaret A. Zeidman, Town Council Member

QUOTE

Municipal Equipment Company, LLC

2049 West Central Boulevard, Orlando, FL 32805
Phone: (800) 228-8448 Fax: (877) 775-2448
sales@mecofire.com

Number	078923
Date	02/09/2017
Page	1 of 1

Ship-to: **1**
PALM BEACH FIRE RESCUE
ATTN: STEPHANIE MAVIGLIANO
300 NORTH COUNTY ROAD
PALM BEACH, FL 33480

Bill-to: **16045**
TOWN OF PALM BEACH
PURCHASING DEPARTMENT
951 OLD OKEECHOBEE RD, SUITE D
WEST PALM BEACH, FL 33401

Reference #	Expires	Slsp	Terms	Wh	Freight	Ship Via
LDX TIC	06/11/17	85 JOE FOX	NET 30 DAYS	01	PREPAID	UPS

Quoted By	MF	Quoted To	

Item	Description	Ordered	UM	Price	UM	Extension
ECLLDXBUNDLE	BULLARD ECLIPSE LDX THERMAL CAMERA WITH TRUCK MOUNT CHARGER, (2) BATTERIES, AND 5 YEAR WARRANTY ON CAMERA	4	EA	6500.00	EA	26000.00
ECLETT	BULLARD ECLIPSE ELECTRONIC THERMAL THROTTLE	4	EA	900.00	EA	3600.00
BULECLRETRACT	ECLIPSE RETRACT STRAP	4	EA	55.00	EA	220.00
XTTRUCKMOUNT	BULLARD XT TRUCK MOUNT CHARGER	1	EA	650.00	EA	650.00
	FREE CAMERA TRAINING INCLUDED					
	PRICES QUOTED INCLUDE SHIPPING					
	PER LAKE COUNTY CONTRACT #12-0806M					

Merchandise	Misc	Tax	Freight	Total
30470.00	.00	.00	.00	30470.00

THIS QUOTE IS VALID FOR 60 DAYS

LAKE COUNTY
FLORIDA

MODIFICATION OF CONTRACT

1. Modification No.: 10 Effective Date: July 1, 2016	2. Contract No.: 12-0806M Effective Date: June 12, 2012
3. Contracting Officer: Donna Villinis Telephone Number: (352) 343-9765	5. Contractor Name and Address: Municipal Equipment Company, LLC 2049 W. Central Blvd. Orlando FL 32805 Attn: Mathew Fenneman
4. Issued By: Procurement Services Lake County Administration Building 315 W. Main St., Suite 441 Tavares, Florida 32778-7800	

6. SPECIAL INSTRUCTIONS: Contractor is required to sign Block 8 showing acceptance of the below written modification and return this form to address shown in Block 4 within ten (10) days after receipt, preferably by certified mail to ensure a system of positive receipts. Retain a photocopy of the signed copy of this modification and attach to original of contract, which was previously provided.

7. DESCRIPTION OF MODIFICATION:

Contract modification to extend the contract for one (1) additional year expiring June 30, 2017.

8. Contractor's Signature **REQUIRED** Name: [signature] Title: VICE PRESIDENT Date: 2/13/16	9. Lake County, Florida By: [signature] Senior Contracting Officer 2-18-2016 Date

10. Distribution:

Original: Bid File
Cc: Vendor, Department

TOWN OF PALM BEACH

Town Council Meeting on: April 13, 2017

Section of Agenda
Resolutions

Agenda Title
RESOLUTION NO. 48-2017 A Resolution of the Town Council of the Town of Palm Beach, Palm Beach County Florida, Approving the Award of the Contract to Supply Unleaded and Diesel Fuel Through the Southeast Florida Governmental Purchasing Cooperative Group RFP E-13-17 to Port Consolidated Inc.

Presenter
Jane Struder, Director of Finance

ATTACHMENTS:

- **Memorandum Dated March 31, 2017, from Jane Struder, Director of Finance**
- **Resolution No. 48.2017**

TOWN OF PALM BEACH

Information for Town Council Meeting on: April 13, 2017

To: Mayor and Town Council

Via: Thomas G. Bradford, Town Manager

From: Jane Struder, Director of Finance

Re: Authorization to Award Contract to Port Consolidated Inc. for Fuel Purchases
Resolution No. 48-2017

Date: March 31, 2017

STAFF RECOMMENDATION

Staff recommends the Town Council adopt Resolution No. 48-2017, authorizing the use of the Southeast Florida Purchasing Cooperative Group (Co-op) contract with Port Consolidated for fuel purchases in FY2017.

GENERAL INFORMATION

The Town is a member of the Southeast Florida Governmental Purchasing Cooperative Group and the Town's quantities were included in RFP E-13-17, issued by the City of Pompano Beach as the lead agency for the Cooperative for Unleaded Gasoline and Diesel Fuel. Port Consolidated, Inc. was awarded the contract effective March 15, 2017 through March 31, 2020 with additional two year extensions. The contract pricing is based on the OPIS Contract Benchmark File Fuel Index plus a delivery differential depending upon the type of fuel purchased and type of vehicle in which it is transported. It also includes preferential delivery methods. The Town's estimated usage for the remainder of the fiscal year is $160,000.

FUNDING/FISCAL IMPACT

Funds are available and budgeted in individual department accounts.

PURCHASING REVIEW

This item has been reviewed by the Purchasing Division and is approved as recommended.

TOWN ATTORNEY REVIEW

This is a standard resolution in a form previously approved by the Town Attorney for legal form and sufficiency.

Attachment

cc: John C. Randolph, Town Attorney
Department Directors
Adis Pedraza, Purchasing Manager

RESOLUTION NO. 48-2017

A RESOLUTION OF THE TOWN COUNCIL OF THE TOWN OF PALM BEACH, PALM BEACH COUNTY, FLORIDA, APPROVING THE AWARD OF THE CONTRACT TO SUPPLY UNLEADED AND DIESEL FUEL THROUGH THE SOUTHEAST FLORIDA GOVERNMENTAL PURCHASING COOPERATIVE GROUP RFP E-13-17 TO PORT CONSOLIDATED INC.

WHEREAS; the Southeast Florida Governmental Purchasing Cooperative Group in which the Town of Palm Beach participates, issued an RFP E-13-17 and awarded a contract to Port Consolidated beginning March 15, 2017; and

WHEREAS; the contract allows for extensions through March 15, 2022.

NOW, THEREFORE, BE IT RESOLVED BY THE TOWN COUNCIL OF THE TOWN OF PALM BEACH, PALM BEACH COUNTY, FLORIDA, AS FOLLOWS:

Section 1: The contract award for through September 30, 2017, is hereby awarded to Port Consolidated, Inc.

Section 2: The Town Manager or his designee is hereby authorized and directed to take such further actions as may be necessary to effectuate the implementation of these services.

PASSED AND ADOPTED in a regular, adjourned session of the Town Council of the Town of Palm Beach assembled this 13th day of April, 2017.

_____	_____
Gail L. Coniglio, Mayor	Richard M. Kleid, Town Council President
	_____
	Danielle H. Moore, Council President Pro Tem
	_____
	Julie Araskog, Town Council Member
	_____
ATTEST:	Bobbie Lindsay, Town Council Member
_____	_____
Susan A. Owens, MPA, MMC, Town Clerk	Margaret A. Zeidman, Town Council Member

TOWN OF PALM BEACH

Town Council Meeting on: April 13, 2017

Section of Agenda
Resolutions

Agenda Title
RESOLUTION NO. 57-2017 A Resolution of the Town Council of the Town of Palm Beach, Palm Beach County, Florida, Approving an Increase to Purchase Order No. 151453 in the Amount of $25,000 to Rafetlis Financial Consultants to Update Property Records for the Townwide Underground Utilities Project for a New Total of $84,565, with Funding Coming from the Unspent Funds in the Underground Utilities Seed Money Within the Pay-As-You-Go Capital Improvement Program.

Presenter
Jane Struder, Director of Finance

ATTACHMENTS:

- **Memorandum Dated, March 31, 2017, from Jane Struder, Director of Finance**
- **Resolution No. 57-2017**

TOWN OF PALM BEACH

Information for Town Council Meeting on: April 13, 2017

TO: Mayor and Town Council

VIA: Thomas G. Bradford, Town Manager

FROM: Jane Struder, Director of Finance

RE: Request for Authorization to Increase Purchase Order Number 151453 to Raftelis Financial Consultants – Underground Utility Assessment Model Update
Resolution No. 57-2017

DATE: March 31, 2017

STAFF RECOMMENDATION

Staff recommends that Town Council approve Resolution No. 57-2017 increasing Purchase Order No. 151453 to Raftelis Financial Consultants for the Underground Utility Assessment Model Update in the amount of $25,000.00, for a new total of $84,565.00.

GENERAL INFORMATION

At the December 8, 2015 Town Council meeting, Council approved Resolution 206-2015 in the amount of $44,565.00 for the update of the Underground Utility Assessment Model with Raftelis Financial Consultants. This included updates to the property records in the master spreadsheet to reflect 2015 property data instead of the 2009 data. In August, 2016, an additional change order was approved bringing the total to $59,565. We are now requesting additional funding in the amount of $25,000.00 in order to finish the update, finalize the approved methodology and work with the attorney on the data required for the initial assessment Resolution. In addition, the associated master spreadsheet applicable to each parcel in Town for use in assigning costs for underground utility assessment projects will also need to be finalized once the Town Council approves the methodology. This change order also includes travel costs for Mr. Isaac's trip to Florida for the presentation at the April 13, 2017, Town Council meeting.

FUNDING/FISCAL IMPACT

Funding for this resolution is coming from the unspent funds in the underground utilities seed money within the Pay-as-you-go Capital Improvement Fund.

PURCHASING REVIEW

This item has been reviewed by the Purchasing Division and approved as recommended.

TOWN ATTORNEY REVIEW

This resolution has been reviewed and approved by the Town Attorney for legal form and sufficiency.

Attachment

RESOLUTION NO. 57-2017

A RESOLUTION OF THE TOWN COUNCIL OF THE TOWN OF PALM BEACH, PALM BEACH COUNTY, FLORIDA, APPROVING AN INCREASE TO PURCHASE ORDER NO. 151453 IN THE AMOUNT OF $25,000. TO RAFTELIS FINANCIAL CONSULTANTS TO UPDATE PROPERTY RECORDS FOR THE TOWNWIDE UNDERGROUND UTILITIES PROJECT FOR A NEW TOTAL OF $84,565, WITH FUNDING COMING FROM THE UNSPENT FUNDS IN THE UNDERGROUND UTILITIES SEED MONEY WITHIN THE PAY-AS-YOU-GO CAPITAL IMPROVEMENT PROGRAM.

* * * * *

BE IT RESOLVED BY THE TOWN COUNCIL OF THE TOWN OF PALM BEACH, PALM BEACH COUNTY, FLORIDA, as follows:

Section 1. The Town Council of the Town of Palm Beach hereby approves a change order to Raftelis Financial Consultants in the amount of $25,000, bringing total authorized expenditures to Raftelis for this work effort to $84,565, with funding coming from the unspent funds in the underground utilities seed money within the pay-as-you-go capital improvement program.

Section 2. The Town Manager is hereby authorized to execute a change order on behalf of the Town of Palm Beach for $25,000 for updating the approved methodology.

Section 3. The Town Manager, or his designee, is hereby authorized to take such further legal actions as may be necessary to effectuate this contract.

PASSED AND ADOPTED in a regular, adjourned session of the Town Council of the Town of Palm Beach on this 13th day of April, 2017.

Gail L. Coniglio, Mayor	Richard M. Kleid, Town Council President
	Danielle H. Moore, Council President Pro Tem
	Julie Araskog, Town Council Member
ATTEST:	Bobbie Lindsay, Town Council Member
Susan A. Owens, MPA, MMC, Town Clerk	Margaret A. Zeidman, Town Council Member

TOWN OF PALM BEACH

Town Council Meeting on: April 13, 2017

Section of Agenda

Consent - Other

Agenda Title

Authorization for Florida Department of Transportation to Use Town Owned Land North of the Southern Boulevard Causeway for Construction Staging and Laydown.

Presenter

H. Paul Brazil, P.E., Director of Public Works

ATTACHMENTS:

- **Memorandum dated March 30, 2017, from H. Paul Brazil, P.E., Director of Public Works**
- **Authorization for FDOT Use, Back Up**

TOWN OF PALM BEACH

Information for Town Council Meeting on: April 13, 2017

TO: Mayor and Town Council

VIA: Thomas G. Bradford, Town Manager

FROM: H. Paul Brazil, P.E., Director of Public Works

RE: Authorization for Florida Department of Transportation to Use Town Owned Land North of the Southern Boulevard Causeway for Construction Staging and Laydown

DATE: March 30, 2017

STAFF RECOMMENDATION

Town staff recommends Town Council to authorize the Public Works Department to issue a right-of-way permit to the Florida Department of Transportation (FDOT) to use the Town owned land north of the Southern Boulevard Causeway for construction staging and laydown.

GENERAL INFORMATION

Starting in the month of April 2017, the FDOT will begin construction of the Southern Boulevard temporary bridge. The temporary bridge is anticipated to be completed by the end of the year 2017 and then construction will focus on demolishing the existing Southern Boulevard Bridge and then building the new one in the same location. Construction of the new bridge is anticipated to be completed by the end of 2020.

The Town owns a strip of land along the north edge of FDOT's north Southern Boulevard right-of-way. The property varies in width from one (1) foot to about twelve (12) feet. The Town owned land is a result of accreted material over the years. Upon review of the area and discussions with Town staff, FDOT and their contractor are requesting to temporarily incorporate the limited Town owned property into their construction staging and laydown area for the safety of the Public. The land would be otherwise considered unusable due to its proximity to the work and could not be accessed unless the Public entered into the construction area first. By FDOT incorporating the Town owned property into their staging and laydown area would also eliminate any questions as to who is trespassing and enforcement by both State and local officers. The Palm Beach Police Department agrees with this approach.

Staff recommends that the approval be in the form of a right-of-way permit that can be modified or withdrawn if necessary.

FUNDING/FISCAL IMPACT

There is no funding/fiscal impact related to this item.

TOWN ATTORNEY REVIEW

This item has been reviewed by the Town Attorney.

Attachments

cc. Kirk Blouin, Director of Public Safety
Patricia Strayer, P.E., Town Engineer
Geoffrey Parker, P.E. New Millennium Engineering, Inc.

NEW MILLENNIUM
ENGINEERING, INCORPORATED

April 4, 2017

Mayor Gail Coniglio
Town of Palm Beach
360 S. County Road,
Palm Beach, FL 33480

SOUTHERN BLVD./SR 80 BRIDGE REPLACEMENTS
Financial Project ID: 419013-1-52-01
RE: SOUTHERN BLVD BRIDGE CONTRACTOR'S USE OF THE CAUSEWAY FOR STAGING/STORAGE

Dear Mayor Coniglio:

Johnson Brothers Corporation, the Contractor for the Florida Department of Transportation replacing the bridges on the SR 80/Southern Boulevard project, has requested use of the Department's right-of-way as a staging area for their equipment and materials during the course of the project. The Contractor feels that having use of this area will enable him to expedite the construction of the project. The Department has reviewed this request and, given that certain conditions are met, determined it to be feasible. As part of these conditions: Town of Palm Beach's right-of-way (in essence the beach area on the north side of the causeway) is prohibited from being utilized for any staging activities, and must be kept open for public use along with a limited number of parking places. Also, all areas will be restored once the project is complete.

Speaking in rough terms: the Contractor has asked to fence the north side of the causeway area from east of the temporary bridge to the tide relief bridge, from the edge of the existing roadway to the back of the beach. The south side of the causeway will be fenced from the end of the existing bascule bridge to the tide relief bridge, from the edge of the exiting roadway to the existing sanctuary fencing. All Contractor-installed fencing will be lined with an opaque-type fabric.

As the Town remains an important partner to the Department in this project endeavor and as the Contractor's use of the area in question directly affects egress to the Town's right-of-way, I respectfully request that we have the Town's agreement in this proposal. The Contractor's use of this area would begin immediately upon receiving your agreement.

Should you have any further questions, please do not hesitate to contact me.

Sincerely,

700 North Olive Avenue, Suite 1, West Palm Beach, FL 33401 ~ Phone 561.655.0655 ~ Fax 561.655-0656 ~ www.nmdceng.net

Geoff Parker, P.E.
Senior Project Engineer

CC: Sid Mailhes, P.E., FDOT; Melanie Straub, P.E., FDOT, Eduardo Caballero, P.E., FDOT, File

TOWN OF PALM BEACH

Town Council Meeting on: April 13, 2017

Section of Agenda

Consent - Other

Agenda Title

Appointments to the Investment Advisory Committee

Presenter

Jane Struder, Director of Finance

ATTACHMENTS:

- **Memorandum Dated April 3, 2017, from Jane Struder, Director of Finance**
- **Current Roster**
- **Attendance and Voting Conflicts Record**

TOWN OF PALM BEACH

Information for Town Council Meeting on: April 13, 2017

To: Mayor and Town Council

Via: Thomas G. Bradford, Town Manager

From: Jane Struder, Director of Finance

Re: Investment Advisory Committee Appointments

Date: April 3, 2017

STAFF RECOMMENDATION

Staff recommends that the Town Council re-appoint Dr. Michael Andrews, Mr. Kevin McCluskey, and Mr. Chris Storkerson as regular members of the Investment Advisory Committee.

GENERAL INFORMATION

The Investment Advisory Committee shall be comprised of residents of the Town with prior investment experience. The members of the Investment Advisory Committee shall hold office for two year terms. The Investment Advisory Committee oversees the investment of the Town's surplus funds and the assets of the OPEB Trust.

Dr. Andrews, Mr. McCluskey, and Mr. Storkerson have all submitted applications indicating that they are interested in continuing to serve on the Investment Advisory Committee and are eligible for reappointment. No other Town residents have submitted applications or letters of interest for these appointments.

jls
cc: Susan A. Owens, Town Clerk

TOWN OF PALM BEACH
INVESTMENT ADVISORY COMMITTEE
As of April 15, 2016

TRUSTEES:		TERM:
Town Resident Chairman	Michael Andrews, Ph.D., Chairman 255 Mocking Bird Trail Palm Beach, FL 33480 881-8297H mfabuzzard@aol.com	First Appointed 5/2002 Term Expires 5/2017
Town Resident Member	Mr. Bernard R. Panfel 3456 S. Ocean Blvd. Palm Beach, FL 33480 533-6102H brpanfel@hotmail.com	First Appointed 5/2004 Term Expires 5/2016
Town Resident Member	Mr. Chris Storkerson 302 N. Woods Road Palm Beach, FL 33480 Ph: 561-863-5060 H Ph: 561-802-2033 W cs102@ntrs.com	First Appointed 4/2013 Term Expires 5/2017
Town Resident Member	Mr. Kevin McCluskey 253 Esplanade Way Palm Beach, FL 33480 Ph: 561-659-8847 (w) Ph: 561-762-7719 (h) kevominnie@aol.com	First Appointed 5/2011 Term Expires 5/2017
Town Resident Member	Mr. Andrew Frazier 242 Merrain Rd. Palm Beach, FL 33480 Ph: 561-844-7458 Cell: 561-398-6094 Frazier.as@gmail.com Summer Address: 821 East Avenue Bay Head, NJ 08742 Ph: 732-899-8980	First Appointed 4/2016 Term Expires 5/2018

Investment Advisory Committee
Attendance Record
2016 - 2017

Meeting Date	5/20/2016	8/19/2016	11/18/2016	2/17/2017
Members				
Dr. Michael F. Andrews	Present	Present	Present	Present
Bernard R. Panfel	Present	Present	Present	Present
Kevin McClusky	Present	Present	Absent	Present
Chris Storkerson	Present	Present	Absent	Absent
Andrew Frazier	Present	Absent	Present	Present

Investment Advisory Committee
Voting Conflicts
2016 - 2017

Meeting Date	5/20/2016	8/19/2016	11/18/2016	2/17/2017
Members				
Dr. Michael F. Andrews	None	None	None	None
Bernard R. Panfel	None	None	None	None
Kevin McClusky	None	None	None	None
Chris Storkerson	None	None	None	None
Andrew Frazier	None	None	None	None

TOWN OF PALM BEACH

Town Council Meeting on: April 13, 2017

Section of Agenda

Consent - Other

Agenda Title

Authorization for Public Works Committee to Study the Florida Department of Transportation Proposal for Widener's Curve.

Presenter

H. Paul Brazil, P.E., Director of Public Works

ATTACHMENTS:

- **Memorandum dated March 31, 2017, from H. Paul Brazil, P.E., Director of Public Works**
- **Technical Memorandum**

TOWN OF PALM BEACH

Information for Town Council Meeting on: April 13, 2017

TO: Mayor and Town Council

VIA: Thomas G. Bradford, Town Manager

FROM: H. Paul Brazil, P.E., Director of Public Works

RE: Authorization for the Public Works Committee to Study the Florida Department of Transportation Proposal for Widener's Curve

DATE: March 31, 2017

STAFF RECOMMENDATION

Town staff recommends Town Council authorize the Public Works Committee to study the Florida Department of Transportation (FDOT) proposal for Widener's Curve.

GENERAL INFORMATION

FDOT performed a qualitative assessment of Widener's Curve, at the request of a resident at 1482 South Ocean Boulevard, Palm Beach. The resident requested the assessment because of the perceived large number of crashes in the area due the road's sharp curves.

FDOT evaluated Widener's Curve day time and night time conditions, striping, signage, geometrics, along with an analysis of crash data from 2012 to 2014. In summary, the striping and signage are adequate for both daylight and night time conditions. The roadway's geometry met the minimum design elements with exception to the stopping sight distance. The accidents reviewed were not determined to be related to the deficiency in the stopping sight distance. FDOT did note the crash data of two (2) "run off the road" (ROR) accidents were higher than expected based on the Highway Safety Manual Methodology. Their recommendation to minimize the accidents is to enhance the existing signage and striping with Internally Illuminated Raised Pavement Markers (IIRPMs) as outline in the enclosed study. Staff would like the opportunity to work with FDOT to review the analysis and conclusion and report our finding back to the Public Works Committee.

FUNDING/FISCAL IMPACT

There is no funding/fiscal impact related to this item.

Attachments

cc. Kirk Blouin, Director of Public Safety
Patricia Strayer, P.E., Town Engineer
Geoffrey Parker, P.E. New Millennium Engineering, Inc.

Gannett Fleming

Excellence Delivered ***As Promised***

LETTER OF TRANSMITTAL

TO:	Maria E. Anaya de Yeats, E.I.	**DATE:**	03/17/2016
	Florida Department of Transportation – District Four	**PROJECT NO.:**	056767 P47
	3400 W. Commercial Boulevard		
	Fort Lauderdale, FL 33309		
	P:954 777 4582		
RE:	Final Technical Memorandum - Task Work Order No. 47 (SR A1A S. of SR 80)		

WE ARE SENDING YOU: ☒ Attached ☐ Under Separate Cover
VIA: ☐ U.S. Mail ☒ Overnight ☐ Tracked Pkg ☐ Hand Delivered ☐ E-mail
THE FOLLOWING:

☒ DOCUMENTS ☐ LETTER ☐ SHOP ☐ CD
☐ PLANS ☐ SPECIFICATIONS ☐ DISKS ☐ OTHER

UNIT	DESCRIPTION
3	Final Technical Memorandum TWO No. 47 (Signed and Sealed)
1	CD with Final Technical Memorandum in PDF.

THE ABOVE ITEM(S) ARE BEING TRANSMITTED AS CHECKED BELOW:

☐ FOR YOUR APPROVAL ☐ AS REQUESTED
☐ FOR REVIEW AND COMMENT ☒ FOR YOUR RECORDS

☒ ***This submittal is being made in accordance with our agreement with you. It fulfills the requirements of Tasks 1 through 7 of our Scope of Services.***

REMARKS:

SUBMITTED BY: Nelson Castillo, P.E., PTOE

COPY TO: File

Gannett Fleming, Inc.

7300 Corporate Center Drive, Suite 701 • Miami, FL 33126-1233
t: 786.845.9540 • f: 786.845.6802
www.gannettfleming.com

Revision 1: September 8, 2011

Qualitative Assessment On SR A1A/S. Ocean Blvd.

SR A1A/S. Ocean Boulevard
State Section:
93060000 (Mile Posts: 23.946 – 24.116)

Palm Beach County,
Florida

Prepared
For:

Florida Department of Transportation, District Four

March 2016

TECHNICAL MEMORANDUM

TO: Maria E. Anaya de Yeats, E.I. - FDOT District Four Studies Specialist

FROM: Nelson Castillo, P.E., PTOE – Gannett Fleming

DATE: March 17, 2016

RE: **TWO No. 47: Qualitative Assessment on SR A1A/S. Ocean Boulevard Segment State Section 93060000, Mile Post: 23.946-24.116, Palm Beach County**

1 INTRODUCTION

Gannett Fleming, Inc. was retained by the Florida Department of Transportation (Department) to conduct a Qualitative Assessment on SR A1A/S. Ocean Boulevard (Section No. 93060000) from approximately MP 23.946 to MP 24.116 in Palm Beach County. The qualitative Assessment was originated by a citizen complaint indicating that several run-off-the-road crashes have occurred at 1482 S. Ocean Boulevard. Appendix A includes the request for a study. Exhibit 1 shows the location of the study segment.

This evaluation includes a brief description of existing conditions, an analysis of the three-year recorded crash data from 2012 to 2014, collision diagrams, a site review, an evaluation of the roadway geometry pertaining the reverse curve, and developing potential recommendations.

2 EXISTING CONDITIONS

The study segment of SR A1A/S. Ocean Boulevard has a reverse curve with a posted speed limit of 25 mph. Appendix B includes an existing condition diagram.

2.1 Geometry

SR A1A/S. Ocean Boulevard is an undivided two-lane urban major collector. The cross section of the roadway consists of one 11-foot lane in each direction and shoulders that vary from four (4) to six (6) feet on the east side and from two (2) to four (4) feet on the west side of SR A1A.

2.2 Posted Speed Limit

The posted speed limit on SR A1A/S. Ocean Boulevard is 35 mph in the vicinity of reverse curve and it is reduced to 25 mph near the point of inflection (PI).

2.3 Street Lighting

Street lighting is not provided along this segment of SR A1A/S. Ocean Boulevard. There are three (3) decorative street lighting poles on the west side of SR A1A/S. Ocean Boulevard but these appear to have been installed by the private residence located at 14500 S. Ocean Boulevard.

STUDY LIMITS DIAGRAM	SR A1A/S. OCEAN BOULEVARD	PAGE 1 OF 1

2.4 Land Use

The land use is residential.

2.5 Parking

On-street parking is not provided on this segment of SR A1A/S. Ocean Boulevard.

2.6 Transit

There are no bus routes running along this segment of SR A1A/S. Ocean Boulevard.

2.7 Pedestrian Facilities

There are no sidewalks provided along this segment of SR A1A/S. Ocean Boulevard.

2.8 Bicycle Facilities

Designated bicycle lanes are not provided in this segment of SR A1A/S. Ocean Boulevard. However, there are signs warning motorists that bicyclists use the road.

2.9 Pavement Conditions and Pavement Markings

The roadway surface is asphaltic pavement and it is in good condition. Edge line pavement markings are provided along this segment of SR A1A and are in good conditions.

2.10 Average Annual Daily Traffic Volume

The AADT for this segment of SR A1A/S. Ocean Boulevard was 9,200 vpd in 2014 based on the crash data summary provided by the Department.

3 CRASH DATA ANALYSIS

Crash data and hard copy police reports were provided by the Department for those crashes that were reported within the study segment of SR A1A. The Department provided the crash data from 2011 to 2014, and Gannett Fleming was instructed by the Department to perform the crash data analysis from 2012 to 2014. . Collision diagrams were prepared based on the review of the hard copy police reports and these are included in Appendix C.

From a total of five (5) crashes reported during the 2012-2014 period, three (3) crashes were considered for the crash data analysis. The two (2) crashes that were not considered consisted of Run-off-the-Road (ROR) crashes that occurred at Ocean View Road (MP 23.890) in 2012, and a ROR crash reported at 1440 S. Ocean Boulevard in 2013 (i.e., these crashes occurred outside of the study segment). Table 1 summarizes the annual crash frequency by crash type. Although the frequency of ROR crashes reported within the study segment is low, an analysis performed by using the Highway Safety Manual (HSM) methodology indicates that the observed number of crashes is greater than the expected average crash frequency for single-vehicle crashes for both 2012 and 2014 (see Appendix D).

Table 1: Crash Summary for Study Segment of SR A1A/S. Ocean Boulevard, from 2012 to 2014

Crash Type	2012	2013	2014	3-Year Total	% of Total	Average Crashes per Year
Bicycle	0	0	1	1	33%	0.33
Hit Fixed Object	1	0	1	2	67%	0.67
Grand Total	**1**	**0**	**2**	**3**	**100%**	**1.00**

Table 2 presents the annual crash frequency by severity, lighting condition and pavement surface condition. The values presented in Table 2 show that one (1) out of the three (3) crashes occurred during dark lighting conditions which is greater than the statewide average of 31 percent, and all the reported crashes occurred under dry pavement conditions.

Table 2: Crash Summary by Severity, Lighting Condition and Surface Condition for Study Segment of SR A1A/S. Ocean Boulevard

Year	No. of Crashes	Severity			Lighting Condition		Surface Condition	
		Fatalities	Injury Crashes	Prop. Dam. Only	Daylight	Dark	Dry	Wet
2012	1	0	1	0	1	0	1	0
2013	0	0	0	0	0	0	0	0
2014	2	0	2	0	1	1	2	0
Total	**3**	**0**	**3**	**0**	**2**	**1**	**3**	**0**
Percent	**100%**	**0%**	**100%**	**0%**	**67%**	**33%**	**100%**	**0%**

A review of the latest High Crash List prepared for FDOT District Four revealed that this segment of SR A1A was not considered a high crash segment during the 2012-2014 period.

A review of the hard copy police reports and collision diagrams revealed the following about the reported ROR crashes:

- In 2012 the ROR appears to have occurred when there was a Maintenance of Traffic operation in place in this segment of SR A1A and the motorist was distracted.
- In 2014, the ROR involved a motorist who may have fallen asleep.

The bicycle crash reported on October 6, 2014, occurred when one of two bicyclists lost control when a car passed them while traveling on southbound SR A1A/S. Ocean Boulevard.

Table 3 presents the probable causes for the occurrence of the crashes at the study location based upon the review of the hard copy police reports. These probable causes will be considered when analyzing the existing conditions.

Table 3: Probable Causes for Occurrence of Crashes on Study Segment

Crash Type	Probable Cause
ROR	Inadequate Roadway Geometry
	Excessive Speed
	Inadequate Signage and Delineation
	Inadequate Roadway Lighting
Dark Crashes	Inadequate Signage and Delineation
	Inadequate Roadway Lighting

Source: FHWA's Highway Safety Engineering Studies

4 SITE REVIEW OBSERVATIONS

Site reviews were conducted along the study segment of SR A1A/S. Ocean Boulevard on December 8, 2015, from approximately 10:00 AM to 11:00 AM (i.e., daylight conditions), and from approximately 7:00 PM to 7:30 PM (nighttime conditions). The following presents a summary of the site review observations:

- It did not appear that motorists were speeding.
- The existing Reverse Turn (W1-3) signs and Chevron (W1-8) signs properly inform motorists of the change in horizontal alignment (see Exhibits 2 and 3). The retroreflectivity of these signs appears to be acceptable based on site observations.

Exhibit 2: Existing Signage at Reverse Curve, Looking Northwest on Northbound SR A1A

Exhibit 3: Existing Signage at Reverse Curve, Looking Southeast on Southbound SR A1A

- Pavement markings are visible and appear to be in good condition based on both daylight and nighttime conditions.
- Raised Pavement Markers (RPM) are visible along the edge lines and the double yellow solid lanes in the center of the roadway. The RPMs are in good condition.
- Scuff marks were observed on the curb near the access point to the property located at 1500 S. Ocean Boulevard, as shown on Exhibit 4.

Exhibit 4: Scuff Marks at 1500 S. Ocean Boulevard

- Bicyclist activity during daylight conditions was low along SR A1A/S. Ocean Boulevard when the site review was conducted.
- The existing street lights were properly operating. However, the study segment was dark.

5 EVALUATION OF HORIZONTAL ROADWAY GEOMETRY

The design elements of horizontal geometry of the study location were evaluated based on the requirements described in FDOT's Plans Preparation Manual (PPM) and AASHTO, and based on the data obtained from the "As-Built" plans provided by the Department. A design speed of 40 mph, which is the design speed limit, and a cross slope of two (2) percent, with reverse crown at the curves, were utilized for reviewing FDOT's PPM and AASHTO criteria, existing conditions for each design element. Please refer to Appendix E for an excerpt of the "As-Built" plans and the evaluation of the design elements of the study location.

Table 4 summarizes the design elements, existing conditions, criteria and indication of whether the criteria are met or not. Table 4 shows that most of the design elements meet the criteria except the stopping sight distance. However, it should be noted that this deficiency is not related to the occurrence of ROR crashes.

Table 4: Evaluation of Design Elements of the Study Location

Design Element	Existing Conditions	FDOT Criteria	AASHTO Criteria	Meets Requirement? FDOT/AASHTO
Lane Width	11 ft.	11 ft. (PPM Table 2.1.1)	10 ft. (AASHTO Section 4.3)	Yes/Yes
Shoulder Width	5 ft. paved with curb	5 ft. paved /8 ft. full (PPM Table 2.3.4)	2 ft. (AASHTO Section 4.4)	No/Yes
Stopping Sight Distance	125 ft.	305 ft. (PPM Table 2.7.1)	155 ft. (AASHTO Table 3.1)	No/No
Radius	189.50 ft. and 193.00 ft. Reverse Crown	160 ft. minimum (FDOT Greenbook Fig. 3-2)	167 ft. (AASHTO Table 3.13b)	Yes/Yes

Note: N/A= Not applicable.

6 SUMMARY OF FINDINGS AND RECOMMENDATIONS

Based upon the crash data analysis a total of two (2) ROR crashes occurred along the curve during the 2012-2014 period. This number is higher than the expected number of ROR crashes for this segment based on the HSM methodology.

The design elements of horizontal geometry of the study location were evaluated based on the requirements described in FDOT's PPM and AASHTO, and based on the data obtained from the "As-Built" plans provided by the Department. Considering a design speed of 25 mph and a cross slope of two (2) percent, the review of the horizontal geometry revealed that most of the design elements meet the criteria except the stopping sight distance. However, it should be noted that the deficiency in the stopping sight distance is not related to the occurrence of ROR crashes.

Site observations during daylight and nighttime conditions indicate that the existing signage and pavement markings are appropriate and in good conditions. However, the Department should consider enhancing the existing signage and pavement markings by installing Internally Illuminated Raised Pavement Markers (IIRPMs) along the edge lines of the study segment of SR A1A/S. Ocean Boulevard (see example on Exhibit 5). The IIRPMs should be installed from the tangent of the curve at a spacing of 40 feet and at the curve at a spacing of 20 feet. The conceptual improvement sketch is included in Appendix F.

Exhibit 5: Example of IIRPMs along Horizontal Curve on Northbound SR 25 near SR 997/Krome Avenue, Miami-Dade County

7 BENEFIT TO COST RATIO AND NET PRESENT VALUE CALCULATION

Based on common practices by the Department's Traffic Operations Office, a Safety Benefit/Cost (B/C) Ratio analysis and a Net Present Value (NPV) analysis were performed although improvements implemented by using a Pavement Markings and Signs (PMS) contract are not considered for the Safety B/C and NPV analyses.

A Crash Reduction Factor (CRF) of 0.20 was obtained from FDOT's "Update of Florida Crash Reduction Factors and Countermeasures to Improve the Development of District Safety Improvement Projects" (Table 3-12), and applied to the total number of ROR crashes that would be reduced by implementing the recommendations, resulting in an average crash reduction of 0.13 crashes per year.

The cost estimate of the proposed recommendations is expected to be $27,805 and the expected annual benefit is expected to be $20,208. Thus, the Safety B/C is 5.9 and the NPV is $164,958. The detailed calculations for the Safety B/C and NPV are included in Appendix G.

NELSON G. CASTILLO
LICENSE
No. 62486
STATE OF
FLORIDA
PROFESSIONAL ENGINEER

Nelson G. Castillo, P.E.
Florida Registration Number 62486
Gannett Fleming, Inc.
7300 Corporate Center Drive,
Suite 701
Miami, FL 33126
Certificate of Authorization No. 5564

APPENDIX A
STUDY REQUEST

Castillo, Nelson G.

From: Anaya de Yeats, Maria <Maria.AnayadeYeats@dot.state.fl.us>
Sent: Friday, December 04, 2015 10:34 AM
To: Castillo, Nelson G.
Subject: FW: Frequent Crash Site - 1482 South Ocean Blvd. - Palm Beach, Fl.

Nelson,

Do you have time to perform a Q/A at this location? See issue below

Thank you,

Maria

Maria E. Anaya de Yeats, E.I.
District IV Bike/Pedestrian Safety Program Specialist
Florida Department of Transportation
Phone: (954) 777-4582
E-mail: Maria.AnayadeYeats@dot.state.fl.us

From: Xie, Yujing
Sent: Thursday, December 03, 2015 3:42 PM
To: Overton, Jonathan
Cc: Plass, Mark; Anaya de Yeats, Maria
Subject: FW: Frequent Crash Site - 1482 South Ocean Blvd. - Palm Beach, Fl.

Jonathan, Mark mentioned that our office has reviewed this location before. I do not recall that Safety Section performed any assessment at the location. Do you have any previous study there?

From: Plass, Mark
Sent: Tuesday, November 24, 2015 4:22 PM
To: Marzi, Joseph
Cc: Bill Sondericker; Bauer, Larry; Overton, Jonathan; Xie, Yujing
Subject: Re: Frequent Crash Site - 1482 South Ocean Blvd. - Palm Beach, Fl.

Tracey, Jonathan: please contact the customer re this. I think we have reviewed this location before.

Sent from my iPhone

On Nov 24, 2015, at 3:20 PM, Marzi, Joseph <Joseph.Marzi@dot.state.fl.us> wrote:

> Hi Mark,
>
> I am forwarding this email from Mr. Sondericker below with location map. The address is 1482 S. Ocean Blvd (just north of Sloan's curve) and is south of Southern Blvd. bridge.
>
> Please direct this to the appropriate person for review. Also, I am copying in Mr. Sondericker in case you have any questions. Thank you.

Joseph A. Marzi, P.E.

Operations Program Engineer
Palm Beach Operations Center
7900 Forest Hill Blvd.
West Palm Beach, FL 33413-3342
Direct: 561-370-1152
Office: 561-432-4966
e-mail: joseph.marzi@dot.state.fl.us

<image006.jpg>

From: Bill Sondericker [mailto:bsondericker@firstalliedcorp.com]
Sent: Tuesday, November 24, 2015 2:08 PM
To: Marzi, Joseph <Joseph.Marzi@dot.state.fl.us>
Subject: Frequent Crash Site - 1482 South Ocean Blvd. - Palm Beach, Fl.

Joe, thanks for returning my call. As I had indicated, there is a sharp curve on the road adjacent to the above address that has been the site of multiple crashes, the most recent of which sent the vehicle's occupants to the hospital. We are concerned that it won't be long before a real tragedy occurs.

Set forth below is my contact information. I appreciate you forwarding this concern onto the State's Traffic Operations Department. Please copy me in on your transmittal so that I may follow up with them. Thank you.

Bill Sondericker, Vice President
First Allied Corporation
270 Commerce Drive
Rochester, NY 14623

(p) 585-359-3000 ext. 105
(f) 585-359-4690
Email: bsondericker@firstalliedcorp.com

DISCLAIMER: This communication, along with any documents, files or attachments, is intended only for the use of the addressee and may contain legally privileged and confidential information. If you are not the intended recipient, you are hereby notified that any review, dissemination, distribution or copying of any information contained in or attached to this communication is strictly prohibited. If you have received this message in error, please notify the sender immediately and destroy the original communication and its attachments without reading, printing or saving in any manner. This communication does not form any contractual obligation on behalf of the sender or, the sender's employer, or the employer's parent company, affiliates or subsidiaries.

APPENDIX B
CONDITION DIAGRAM

PAGE 1 OF 1

SR A1A/S. OCEAN BOULEVARD

EXISTING CONDITION DIAGRAM

APPENDIX C
COLLISION DIAGRAMS

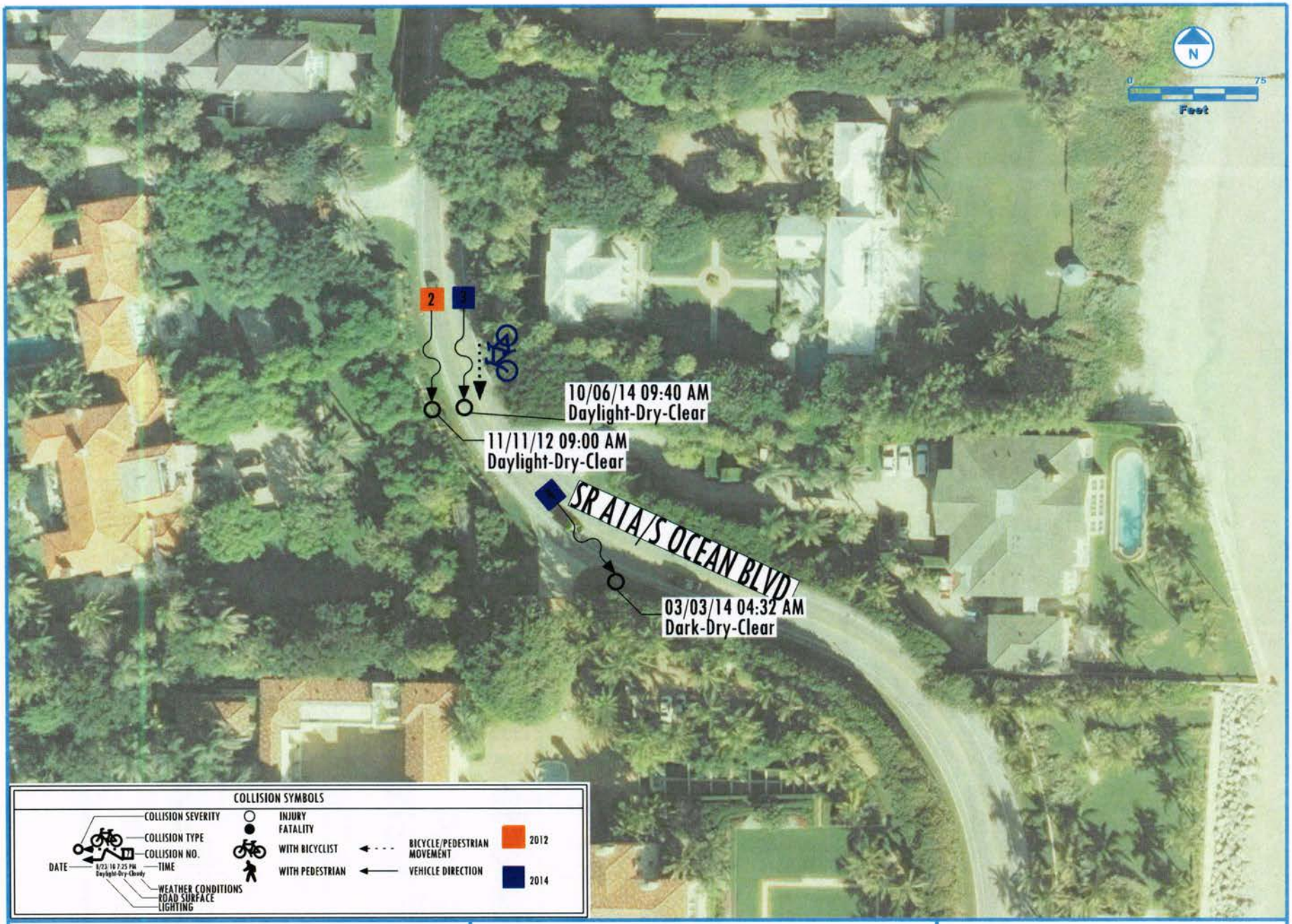

COLLISION DIAGRAMS	SR A1A/S. OCEAN BOULEVARD	PAGE 1 OF 1

93060000_D_2011 to 2013.IOFLIST

1

0

```
                    CCCCCCCCCC      AAAAAAAAAA       RRRRRRRRR
                  CCCCCCCCCCC     AAAAAAAAAAA       RRRRRRRRRR
                 CCC             AAA     AAA        RRR      RRR
                CCC             AAA     AAA        RRR      RRR
               CCC             AAAAAAAAAAA         RRRRRRRRRRR
              CCC             AAAAAAAAAAA         RRRRRRRRRRR
             CCC             AAA     AAA         RRR      RRR
            CCC             AAA     AAA         RRR      RRR
           CCCCCCCCCCC     AAA     AAA         RRR      RRR
          CCCCCCCCCCC     AAA     AAA         RRR      RRRRRR
```

0

C R A S H R E P O R T I N G S Y S T E M

N O T I C E: THE INFORMATION CONTAINED IN THIS DOCUMENT (REPORT, SCHEDULE, LIST, OR DATA) HAS BEEN COMPILED FROM INFORMATION COLLECTED FOR THE PURPOSE OF IDENTIFYING, EVALUATING, OR PLANNING SAFETY ENHANCEMENTS. THIS PRODUCT IDENTIFIES INFORMATION USED FOR THE PURPOSE OF DEVELOPING HIGHWAY SAFETY CONSTRUCTION IMPROVEMENT PROJECTS WHICH MAY BE IMPLEMENTED UTILIZING FEDERAL-AID HIGHWAY FUNDS. ANY DOCUMENT DISPLAYING THIS NOTICE SHALL BE USED ONLY FOR THOSE PURPOSES DEEMED APPROPRIATE BY THE FLORIDA DEPARTMENT OF TRANSPORTATION. SEE TITLE 23, UNITED STATES CODE, SECTION 409.

```
I/O NAME: ..............  CARI113
PROGRAM ID: ............  CARPJ13
REPORT NUMBER: .........  01
RUN CLASS: .............  A
MESSAGE CLASS: .........  Q
PRINTER DEST: ..........  LOCAL
# COPIES: ..............  01
ACCOUNT #: .............  5565945
SUBMIT W/HOLD? .........  N
USERID: ................  KNCTNSA
DETAIL SORT ORDER: .....  1 - SORT BY ROADWAY, MILE POINT
PRINT SEGMENTS? ........  Y
PRINT INTERSECTIONS? ...  N
SUMMARY FORMAT: ........  2 - TOP LINE ALL BREAKS
OVERRIDE VALUES:
 MAX # OF BREAKS: ......  06
 CRASH RATE CATEGORY: ...
 AVERAGE DAILY TRAFFIC:..
 # OF LEGS: ............
```

1

0

```
REPORT...CARPJ13-01                    FLORIDA - DEPARTMENT OF TRANSPORTATION                    PAGE NO:       1
  DATE...12/03/2015                    C A R - CRASH ANALYSIS REPORTING SYSTEM                   USERID:  KNCTNSA
  TIME...17:20:35                CRASH DATA DETAIL AND EXTRACT FOR STATE-MAINTAINED ROADS       I/O....  CARO213

COMMENT:                                1 - SORT BY ROADWAY, MILE POINT
  FROM: 01/01/2011 TO 12/31/2013                                RAMPS INCL
  FROM CO/SEC/SUB: 93 060 000           MP: 023.840              INFL INCL
  TO   CO/SEC/SUB: 93 060 000           MP: 024.190             CR/OS INCL

  C      ROADWYID   M     N     S    ADT   Y  M  D  H  CRCC  A H  L W R T  R  SL R A V  V  VM V PI CC D  V  V  V  V PI CC D  # # N
  R N    C S   S    I     EN    TR   VAR   E  O  A  O  RALA  L AE I E D RC OC IO O C ET EU EO E OM OA RA ET EU EM E OM OA RA     UI
  A U    O E   E    L     AO    AO   EIA   A  N  Y  U  ATAT  C RV G A   AO AO TC A C HY HS HV H IP NU IG HY HS HO H IP NU IG V K MN
  S M    U C   SC   E     RD    TA   RLF   R  T     R  SESE     ME H T S FN DN EA D   IP IE IM   NA TS VE IP IE IV   NA TS VE E I BJ
  H B    N T   UT   P     EE    ED   AYF      H        H SG  I FN T H U FT  D  T   L CE C  CN D TC RE /  CE C  C  D TC RE /  H L EU
    E    T I   BI   O     S          G I                 O  N UT I E R IR  T  I S N L  L1 LT I  T I  P1 L  L2 L2 I  T I  P2 C L RR
    R    Y O   O    S     T          E C                 R  V L  N R F CO  N  O D   E1 E  E  R O  B1 E  E2 E  E  R O  B2 E  L E  E
         N     N    T                                    Y     1 G     L  S  N   #        1 1 F1    D           2 F2    D  S D  D
*****************************************************************************************************************************
815661590 93060000 23.907 0226  A1A 008300 13 02 14 19 U-2UN 1 03 4 3 2 01 01 02 L 1 03 01 01 N 01 02 00 01 01 01 S 06 77 62 2 0 02
815660790 93060000 24.002 0226  A1A 008800 12 11 11 09 U-2UN 0 27 1 1 1 01 01 01 L S 03 01 01 S 01 77 00              77 00 1 0 01
815659120 93060000 24.046 0226  A1A 009100 11 01 24 03 U-2UN 0 27 4 1 1 77 01 01 L S 01 01 01 S 02 12 29              77 00 1 0 01
815660780 93060000 24.153 0226  A1A 008800 12 11 09 14 S-2UN 0 27 1 1 1 10 01 01 L S 01 01 01 S 02 02 00              77 00 1 0 00
```

1

0

```
REPORT...CARPJ13-01                    FLORIDA - DEPARTMENT OF TRANSPORTATION                    PAGE NO:       2
  DATE...12/03/2015                    C A R - CRASH ANALYSIS REPORTING SYSTEM                   USERID:  KNCTNSA
  TIME...17:20:35                CRASH DATA DETAIL AND EXTRACT FOR STATE-MAINTAINED ROADS       I/O....  CARI113
COMMENT:                                1 - SORT BY ROADWAY, MILE POINT
  FROM: 01/01/2011 TO 12/31/2013                                RAMPS INCL
  FROM CO/SEC/SUB: 93 060 000           MP: 023.840              INFL INCL
  TO   CO/SEC/SUB: 93 060 000           MP: 024.190             CR/OS INCL
```

FOR YEAR	FATAL CRASH STATISTICS: CRASHES	FATALITIES	INJURIES	INJURY CRASH STATS: CRASHES	INJURIES	PROPERTY DAMAGE ONLY: CRASHES	TOTALS: CRASHES	FATALITIES	INJURIES	INFLUENCE CRASHES OCCURRING ON INTERSECTING RDWYS: AT INT.	INFL AREA
2011	0	0	0	1	1	0	1	0	1	0	0
2012	0	0	0	1	1	1	2	0	1	0	0
2013	0	0	0	1	2	0	1	0	2	0	0
TOTAL	0	0	0	3	4	1	4	0	4	0	0

N O T I C E: THE INFORMATION CONTAINED IN THIS DOCUMENT (REPORT, SCHEDULE, LIST, OR DATA) HAS BEEN COMPILED FROM INFORMATION COLLECTED FOR THE PURPOSE OF IDENTIFYING, EVALUATING, OR PLANNING SAFETY ENHANCEMENTS. THIS PRODUCT IDENTIFIES INFORMATION USED FOR THE PURPOSE OF DEVELOPING HIGHWAY SAFETY CONSTRUCTION IMPROVEMENT PROJECTS WHICH MAY BE IMPLEMENTED UTILIZING FEDERAL-AID HIGHWAY FUNDS. ANY DOCUMENT DISPLAYING THIS NOTICE SHALL BE USED ONLY FOR THOSE PURPOSES DEEMED APPROPRIATE BY THE FLORIDA DEPARTMENT OF TRANSPORTATION. SEE TITLE 23, UNITED STATES CODE, SECTION 409.

1

0

```
REPORT...CARPJ13-01                    FLORIDA - DEPARTMENT OF TRANSPORTATION                    PAGE NO:       3
  DATE...12/03/2015                    C A R - CRASH ANALYSIS REPORTING SYSTEM                   USERID:  KNCTNSA
  TIME...17:20:35                CRASH DATA DETAIL AND EXTRACT FOR STATE-MAINTAINED ROADS       I/O....  CARI113
                                                  *** REPORT TOTALS ***

CUMULATIVE TOTALS FOR ALL LOCATIONS SUBMITTED - OVERLAPPING OR INTERSECTING LOCATIONS MAY RESULT IN CRASHES COUNTED MORE THAN ONCE
                                                  Page 1
```

93060000_D_2011 to 2013.IOFLIST

FOR YEAR	FATAL CRASH STATISTICS			INJURY CRASH STATS		PROPERTY DAMAGE ONLY	TOTALS			INFLUENCE CRASHES OCCURRING ON INTERSECTING RDWYS	
	CRASHES	FATALITIES	INJURIES	CRASHES	INJURIES	CRASHES	CRASHES	FATALITIES	INJURIES	AT INT.	INFL AREA
2011	0	0	0	1	1	0	1	0	1	0	0
2012	0	0	0	1	1	1	2	0	1	0	0
2013	0	0	0	1	2	0	1	0	2	0	0
TOTAL	0	0	0	3	4	1	4	0	4	0	0

N O T I C E: THE INFORMATION CONTAINED IN THIS DOCUMENT (REPORT, SCHEDULE, LIST, OR DATA) HAS BEEN COMPILED FROM INFORMATION COLLECTED FOR THE PURPOSE OF IDENTIFYING, EVALUATING, OR PLANNING SAFETY ENHANCEMENTS. THIS PRODUCT IDENTIFIES INFORMATION USED FOR THE PURPOSE OF DEVELOPING HIGHWAY SAFETY CONSTRUCTION IMPROVEMENT PROJECTS WHICH MAY BE IMPLEMENTED UTILIZING FEDERAL-AID HIGHWAY FUNDS. ANY DOCUMENT DISPLAYING THIS NOTICE SHALL BE USED ONLY FOR THOSE PURPOSES DEEMED APPROPRIATE BY THE FLORIDA DEPARTMENT OF TRANSPORTATION. SEE TITLE 23, UNITED STATES CODE, SECTION 409.

1

0

```
                    CCCCCCCCCC      AAAAAAAAAA       RRRRRRRRR
                   CCCCCCCCCCC     AAAAAAAAAAA       RRRRRRRRRR
                  CCC             AAA     AAA       RRR      RRR
                 CCC             AAA     AAA        RRR      RRR
                CCC             AAAAAAAAAAA         RRRRRRRRRRR
               CCC             AAAAAAAAAAA          RRRRRRRRRRR
              CCC             AAA     AAA          RRR      RRR
             CCC             AAA     AAA           RRR      RRR
            CCCCCCCCCCC     AAA     AAA            RRR      RRR
           CCCCCCCCCCC     AAA     AAA             RRR      RRR
```

0

C R A S H R E P O R T I N G S Y S T E M

N O T I C E: THE INFORMATION CONTAINED IN THIS DOCUMENT (REPORT, SCHEDULE, LIST, OR DATA) HAS BEEN COMPILED FROM INFORMATION COLLECTED FOR THE PURPOSE OF IDENTIFYING, EVALUATING, OR PLANNING SAFETY ENHANCEMENTS. THIS PRODUCT IDENTIFIES INFORMATION USED FOR THE PURPOSE OF DEVELOPING HIGHWAY SAFETY CONSTRUCTION IMPROVEMENT PROJECTS WHICH MAY BE IMPLEMENTED UTILIZING FEDERAL-AID HIGHWAY FUNDS. ANY DOCUMENT DISPLAYING THIS NOTICE SHALL BE USED ONLY FOR THOSE PURPOSES DEEMED APPROPRIATE BY THE FLORIDA DEPARTMENT OF TRANSPORTATION. SEE TITLE 23, UNITED STATES CODE, SECTION 409.

```
I/O NAME: ..............  CARI113
PROGRAM ID: ............  CARPJ13
REPORT NUMBER: .........  01
RUN CLASS: .............  A
MESSAGE CLASS: .........  Q
PRINTER DEST: ..........  LOCAL
# COPIES: ..............  01
ACCOUNT #: .............  5565945
SUBMIT W/HOLD? .........  N
USERID: ................  KNCTNSA
DETAIL SORT ORDER: .....  1 - SORT BY ROADWAY, MILE POINT
PRINT SEGMENTS? ........  Y
PRINT INTERSECTIONS? ....  N
SUMMARY FORMAT: ........  2 - TOP LINE ALL BREAKS
OVERRIDE VALUES:
 MAX # OF BREAKS: ......  06
 CRASH RATE CATEGORY: ...
 AVERAGE DAILY TRAFFIC:..
 # OF LEGS: .............
```

1

0

```
REPORT...CARPJ13-01                    FLORIDA - DEPARTMENT OF TRANSPORTATION                    PAGE NO:      1
  DATE...12/03/2015                     C A R - CRASH ANALYSIS REPORTING SYSTEM                  USERID:  KNCTNSA
  TIME...17:21:06                 CRASH DATA DETAIL AND EXTRACT FOR STATE-MAINTAINED ROADS      I/O....  CARO213

COMMENT:                                1 - SORT BY ROADWAY, MILE POINT
  FROM: 01/01/2014 TO 12/31/2014                                RAMPS INCL
  FROM CO/SEC/SUB: 93 060 000           MP: 023.840              INFL INCL
  TO   CO/SEC/SUB: 93 060 000           MP: 024.190             CR/OS INCL

  C      ROADWYID   M     N    S    ADT   Y  M  D  H  CRCC  A H  L W R T  R  SL R A V  V  VM V PI CC D  V  V  V  V PI CC D  # # N
  R N    C S   S    I     EN   TR   VAR   E  O  A  O  RALA  L AE I E D RC OC IO O C ET EU EO E OM OA RA ET EU EM E OM OA RA     UI
  A U    O E   E    L     AO   AO   EIA   A  N  Y  U  ATAT  C RV G A   AO AO TC A C HY HS HV H IP NU IG HY HS HO H IP NU IG V K MN
  S M    U C   SC   E     RD   TA   RLF   R  T     R  SESE    ME H T S FN DN EA D   IP IE IM   NA TS VE IP IE IV   NA TS VE E I BJ
  H B    N T   UT   P     EE   ED   AYF      H        H SG  I FN T H U FT  D  T   L CE C  CN D TC RE /  CE C  C  D TC RE /  H L EU
    E    T I   BI   O     S         G I                 O  N UT I E R IR  T  I S N L  L1 LT I  T I  P1 L  L2 L2 I  T I  P2 C L RR
    R    Y O   O    S     T         E C                 R  V L  N R F CO  N  O D   E1 E  E  R O  B1 E  E2 E  E  R O  B2 E  L E  E
         N     N    T                                   Y     1 G      L  S  N   #       1 1 F1    D          2 F2    D  S D  D
*****************************************************************************************************************************
821557160 93060000 23.998 0226  A1A 009200 14 10 06 09 U-2UN 0 11 1 1 1 01 06 01 L 1 77 01 11 S 12 77 49 02 01 06 S 04 00 87 2 0 01
815664450 93060000 24.008 0226  A1A 009200 14 03 03 04 U-2UN 0 77 5 1 1 01 01 01 L S 03 01 77 U 01 77 25                00 00 1 0 01
```

1

0

```
REPORT...CARPJ13-01                    FLORIDA - DEPARTMENT OF TRANSPORTATION                    PAGE NO:      2
  DATE...12/03/2015                     C A R - CRASH ANALYSIS REPORTING SYSTEM                  USERID:  KNCTNSA
  TIME...17:21:06                 CRASH DATA DETAIL AND EXTRACT FOR STATE-MAINTAINED ROADS      I/O....  CARI113
COMMENT:                                1 - SORT BY ROADWAY, MILE POINT
  FROM: 01/01/2014 TO 12/31/2014                                RAMPS INCL
  FROM CO/SEC/SUB: 93 060 000           MP: 023.840              INFL INCL
  TO   CO/SEC/SUB: 93 060 000           MP: 024.190             CR/OS INCL
```

FOR YEAR	FATAL CRASH STATISTICS: CRASHES	FATALITIES	INJURIES	INJURY CRASH STATS: CRASHES	INJURIES	PROPERTY DAMAGE ONLY: CRASHES	TOTALS: CRASHES	FATALITIES	INJURIES	INFLUENCE CRASHES OCCURRING ON INTERSECTING RDWYS: AT INT.	INFL AREA
2014	0	0	0	2	2	0	2	0	2	0	0
TOTAL	0	0	0	2	2	0	2	0	2	0	0

N O T I C E: THE INFORMATION CONTAINED IN THIS DOCUMENT (REPORT, SCHEDULE, LIST, OR DATA) HAS BEEN COMPILED FROM INFORMATION COLLECTED FOR THE PURPOSE OF IDENTIFYING, EVALUATING, OR PLANNING SAFETY ENHANCEMENTS. THIS PRODUCT IDENTIFIES INFORMATION USED FOR THE PURPOSE OF DEVELOPING HIGHWAY SAFETY CONSTRUCTION IMPROVEMENT PROJECTS WHICH MAY BE IMPLEMENTED UTILIZING FEDERAL-AID HIGHWAY FUNDS. ANY DOCUMENT DISPLAYING THIS NOTICE SHALL BE USED ONLY FOR THOSE PURPOSES DEEMED APPROPRIATE BY THE FLORIDA DEPARTMENT OF TRANSPORTATION. SEE TITLE 23, UNITED STATES CODE, SECTION 409.

1

0

```
REPORT...CARPJ13-01                    FLORIDA - DEPARTMENT OF TRANSPORTATION                    PAGE NO:      3
  DATE...12/03/2015                     C A R - CRASH ANALYSIS REPORTING SYSTEM                  USERID:  KNCTNSA
  TIME...17:21:06                 CRASH DATA DETAIL AND EXTRACT FOR STATE-MAINTAINED ROADS      I/O....  CARI113
                                                  *** REPORT TOTALS ***
```

CUMULATIVE TOTALS FOR ALL LOCATIONS SUBMITTED - OVERLAPPING OR INTERSECTING LOCATIONS MAY RESULT IN CRASHES COUNTED MORE THAN ONCE

FOR YEAR	FATAL CRASH STATISTICS: CRASHES	FATALITIES	INJURIES	INJURY CRASH STATS: CRASHES	INJURIES	PROPERTY DAMAGE ONLY: CRASHES	TOTALS: CRASHES	FATALITIES	INJURIES	INFLUENCE CRASHES OCCURRING ON INTERSECTING RDWYS: AT INT.	INFL AREA

2014	0	0	0	2	2	0	2	0	2	0	0
TOTAL	0	0	0	2	2	0	2	0	2	0	0

N O T I C E: THE INFORMATION CONTAINED IN THIS DOCUMENT (REPORT, SCHEDULE, LIST, OR DATA) HAS BEEN COMPILED FROM INFORMATION COLLECTED FOR THE PURPOSE OF IDENTIFYING, EVALUATING, OR PLANNING SAFETY ENHANCEMENTS. THIS PRODUCT IDENTIFIES INFORMATION USED FOR THE PURPOSE OF DEVELOPING HIGHWAY SAFETY CONSTRUCTION IMPROVEMENT PROJECTS WHICH MAY BE IMPLEMENTED UTILIZING FEDERAL-AID HIGHWAY FUNDS. ANY DOCUMENT DISPLAYING THIS NOTICE SHALL BE USED ONLY FOR THOSE PURPOSES DEEMED APPROPRIATE BY THE FLORIDA DEPARTMENT OF TRANSPORTATION. SEE TITLE 23, UNITED STATES CODE, SECTION 409.

APPENDIX D
CRASH DATA ANALYSIS BY FOLLOWING THE HSM METHODOLOGY

Worksheet 1A -- General Information and Input Data for Urban and Suburban Roadway Segments

General Information		Location Information	
Analyst	Ncastillo	Roadway	SR A1A
Agency or Company	GF	Roadway Section	MP 23.946 to MP 24.116
Date Performed	03/06/16	Jurisdiction	West Palm Beach, Palm Beach County
		Analysis Year	2012

Input Data		Base Conditions	Site Conditions
Roadway type (2U, 3T, 4U, 4D, ST)		--	2U
Length of segment, L (mi)		--	0.17
AADT (veh/day)	$AADT_{MAX}$ = 32,600 (veh/day)	--	8,800
Type of on-street parking (none/parallel/angle)		None	None
Proportion of curb length with on-street parking		--	0
Median width (ft) - for divided only		15	Not Present
Lighting (present / not present)		Not Present	Present
Auto speed enforcement (present / not present)		Not Present	Not Present
Major commercial driveways (number)		--	0
Minor commercial driveways (number)		--	0
Major industrial / institutional driveways (number)		--	0
Minor industrial / institutional driveways (number)		--	0
Major residential driveways (number)		--	0
Minor residential driveways (number)		--	2
Other driveways (number)		--	0
Speed Category		--	Posted Speed 30 mph or Lower
Roadside fixed object density (fixed objects / mi)		0	17.6
Offset to roadside fixed objects (ft) [If greater than 30 or Not Present, input 30]		30	4
Calibration Factor, Cr		1.00	1.02

Worksheet 1B -- Crash Modification Factors for Urban and Suburban Roadway Segments

(1)	(2)	(3)	(4)	(5)	(6)
CMF for On-Street Parking	CMF for Roadside Fixed Objects	CMF for Median Width	CMF for Lighting	CMF for Automated Speed Enforcement	Combined CMF
CMF 1r	*CMF 2r*	*CMF 3r*	*CMF 4r*	*CMF 5r*	*CMF comb*
from Equation 12-32	from Equation 12-33	from Table 12-22	from Equation 12-34	from Section 12.7.1	(1)*(2)*(3)*(4)*(5)
1.00	1.10	1.00	0.93	1.00	1.02

Worksheet 1C -- Multiple-Vehicle Nondriveway Collisions by Severity Level for Urban and Suburban Roadway Segments

(1)	(2)		(3)	(4)	(5)	(6)	(7)	(8)	(9)
Crash Severity Level	**SPF Coefficients**		**Overdispersion Parameter, k**	**Initial N_{brmv}**	**Proportion of Total Crashes**	**Adjusted N_{brmv}**	**Combined CMFs**	**Calibration Factor, Cr**	**Predicted N_{brmv}**
	from Table 12-3		from Table 12-3	from Equation 12-10		$(4)_{TOTAL}$*(5)	(6) from Worksheet 1B		(6)*(7)*(8)
	a	b							
Total	-15.22	1.68	0.84	0.177	1.000	0.177	1.02	1.02	0.185
Fatal and Injury (FI)	-16.22	1.66	0.65	0.054	$(4)_{FI}/((4)_{FI}+(4)_{PDO})$ / 0.295	0.052	1.02	1.02	0.054
Property Damage Only (PDO)	-15.62	1.69	0.87	0.130	$(5)_{TOTAL}-(5)_{FI}$ / 0.705	0.125	1.02	1.02	0.130

Worksheet 1D -- Multiple-Vehicle Nondriveway Collisions by Collision Type for Urban and Suburban Roadway Segments

(1)	(2)	(3)	(4)	(5)	(6)
Collision Type	**Proportion of Collision Type$_{(FI)}$**	**Predicted N $_{brmv\ (FI)}$ (crashes/year)**	**Proportion of Collision Type $_{(PDO)}$**	**Predicted N $_{brmv\ (PDO)}$ (crashes/year)**	**Predicted N $_{brmv\ (TOTAL)}$ (crashes/year)**
	from Table 12-4	$(9)_{FI}$ from Worksheet 1C	from Table 12-4	$(9)_{PDO}$ from Worksheet 1C	$(9)_{TOTAL}$ from Worksheet 1C
Total	1.000	0.054	1.000	0.130	0.185
		$(2)*(3)_{FI}$		$(4)*(5)_{PDO}$	(3)+(5)
Rear-end collision	0.730	0.040	0.778	0.101	0.141
Head-on collision	0.068	0.004	0.004	0.001	0.004
Angle collision	0.085	0.005	0.079	0.010	0.015
Sideswipe, same direction	0.015	0.001	0.031	0.004	0.005
Sideswipe, opposite direction	0.073	0.004	0.055	0.007	0.011
Other multiple-vehicle collision	0.029	0.002	0.053	0.007	0.008

Worksheet 1E -- Single-Vehicle Collisions by Severity Level for Urban and Suburban Roadway Segments

(1)	(2)		(3)	(4)	(5)	(6)	(7)	(8)	(9)
Crash Severity Level	**SPF Coefficients**		**Overdispersion Parameter, k**	**Initial N_{brsv}**	**Proportion of Total Crashes**	**Adjusted N_{brsv}**	**Combined CMFs**	**Calibration Factor, Cr**	**Predicted N_{brsv}**
	from Table 12-5		from Table 12-5	from Equation 12-13		$(4)_{TOTAL}*(5)$	(6) from Worksheet 1B		(6)*(7)*(8)
	a	b							
Total	-5.47	0.56	0.81	0.116	1.000	0.116	1.02	1.02	0.121
Fatal and Injury (FI)	-3.96	0.23	0.50	0.026	$(4)_{FI}/((4)_{FI}+(4)_{PDO})$ / 0.236	0.027	1.02	1.02	0.029
Property Damage Only (PDO)	-6.51	0.64	0.87	0.085	$(5)_{TOTAL}-(5)_{FI}$ / 0.764	0.088	1.02	1.02	0.092

Worksheet 1F -- Single-Vehicle Collisions by Collision Type for Urban and Suburban Roadway Segments

(1)	(2)	(3)	(4)	(5)	(6)
Collision Type	**Proportion of Collision Type$_{(FI)}$**	**Predicted N $_{brsv\ (FI)}$ (crashes/year)**	**Proportion of Collision Type $_{(PDO)}$**	**Predicted N $_{brsv\ (PDO)}$ (crashes/year)**	**Predicted N $_{brsv\ (TOTAL)}$ (crashes/year)**
	from Table 12-6	$(9)_{FI}$ from Worksheet 1E	from Table 12-6	$(9)_{PDO}$ from Worksheet 1E	$(9)_{TOTAL}$ from Worksheet 1E
Total	1.000	0.029	1.000	0.092	0.121
		$(2)*(3)_{FI}$		$(4)*(5)_{PDO}$	(3)+(5)
Collision with animal	0.026	0.001	0.066	0.006	0.007
Collision with fixed object	0.723	0.021	0.759	0.070	0.091
Collision with other object	0.010	0.000	0.013	0.001	0.001
Other single-vehicle collision	0.241	0.007	0.162	0.015	0.022

Worksheet 1G -- Multiple-Vehicle Driveway-Related Collisions by Driveway Type for Urban and Suburban Roadway Segments

(1)	(2)	(3)	(4)	(5)	(6)
Driveway Type	**Number of driveways, n_j**	**Crashes per driveway per year, N_j**	**Coefficient for traffic adjustment, t**	**Initial N_{brdwy}**	**Overdispersion parameter, k**
		from Table 12-7	from Table 12-7	Equation 12-16 $n_j * N_j * (AADT/15{,}000)^t$	from Table 12-7
Major commercial	0	0.158	1.000	0.000	--
Minor commercial	0	0.050	1.000	0.000	
Major industrial/institutional	0	0.172	1.000	0.000	
Minor industrial/institutional	0	0.023	1.000	0.000	
Major residential	0	0.083	1.000	0.000	
Minor residential	2	0.016	1.000	0.019	
Other	0	0.025	1.000	0.000	
Total	--	--	--	0.019	0.81

Worksheet 1H -- Multiple-Vehicle Driveway-Related Collisions by Severity Level for Urban and Suburban Roadway Segments

(1)	(2)	(3)	(4)	(5)	(6)	(7)
Crash Severity Level	**Initial N_{brdwy}**	**Proportion of total crashes (f_{dwy})**	**Adjusted N_{brdwy}**	**Combined CMFs**	**Calibration factor, C_r**	**Predicted N_{brdwy}**
	$(5)_{TOTAL}$ from Worksheet 1G	from Table 12-7	$(2)_{TOTAL}$ * (3)	(6) from Worksheet 1B		(4)*(5)*(6)
Total	0.019	1.000	0.019	1.02	1.02	0.020
Fatal and injury (FI)	--	0.323	0.006	1.02	1.02	0.006
Property damage only (PDO)	--	0.677	0.013	1.02	1.02	0.013

Worksheet 1I -- Vehicle-Pedestrian Collisions for Urban and Suburban Roadway Segments

(1)	(2)	(3)	(4)	(5)	(6)	(7)	(8)
Crash Severity Level	**Predicted N_{brmv}**	**Predicted N_{brsv}**	**Predicted N_{brdwy}**	**Predicted N_{br}**	**f_{pedr}**	**Calibration factor, C_r**	**Predicted N_{pedr}**
	(9) from Worksheet 1C	(9) from Worksheet 1E	(7) from Worksheet 1H	(2)+(3)+(4)	from Table 12-8		(5)*(6)*(7)
Total	0.185	0.121	0.020	0.325	0.036	1.02	0.012
Fatal and injury (FI)	--	--	--	--	--	1.02	0.012

Worksheet 1J -- Vehicle-Bicycle Collisions for Urban and Suburban Roadway Segments

(1)	(2)	(3)	(4)	(5)	(6)	(7)	(8)
Crash Severity Level	**Predicted N_{brmv}**	**Predicted N_{brsv}**	**Predicted N_{brdwy}**	**Predicted N_{br}**	**f_{biker}**	**Calibration factor, C_r**	**Predicted N_{biker}**
	(9) from Worksheet 1C	(9) from Worksheet 1E	(7) from Worksheet 1H	(2)+(3)+(4)	from Table 12-9		(5)*(6)*(7)
Total	0.185	0.121	0.020	0.325	0.018	1.02	0.006
Fatal and injury (FI)	--	--	--	--	--	1.02	0.006

Worksheet 1K -- Crash Severity Distribution for Urban and Suburban Roadway Segments

(1)	(2)	(3)	(4)
Collision type	**Fatal and injury (FI)** (3) from Worksheet 1D and 1F; (7) from Worksheet 1H; and (8) from Worksheet 1I and 1J	**Property damage only (PDO)** (5) from Worksheet 1D and 1F; and (7) from Worksheet 1H	**Total** (6) from Worksheet 1D and 1F; (7) from Worksheet 1H; and (8) from Worksheet 1I and 1J
MULTIPLE-VEHICLE			
Rear-end collisions (from Worksheet 1D)	0.040	0.101	0.141
Head-on collisions (from Worksheet 1D)	0.004	0.001	0.004
Angle collisions (from Worksheet 1D)	0.005	0.010	0.015
Sideswipe, same direction (from Worksheet 1D)	0.001	0.004	0.005
Sideswipe, opposite direction (from Worksheet 1D)	0.004	0.007	0.011
Driveway-related collisions (from Worksheet 1H)	0.006	0.013	0.020
Other multiple-vehicle collision (from Worksheet 1D)	0.002	0.007	0.008
Subtotal	0.061	0.143	0.204
SINGLE-VEHICLE			
Collision with animal (from Worksheet 1F)	0.001	0.006	0.007
Collision with fixed object (from Worksheet 1F)	0.021	0.070	0.091
Collision with other object (from Worksheet 1F)	0.000	0.001	0.001
Other single-vehicle collision (from Worksheet 1F)	0.007	0.015	0.022
Collision with pedestrian (from Worksheet 1I)	0.012	0.000	0.012
Collision with bicycle (from Worksheet 1J)	0.006	0.000	0.006
Subtotal	0.046	0.092	0.139
Total	0.107	0.236	0.343

Worksheet 1L -- Summary Results for Urban and Suburban Roadway Segments

(1)	(2)	(3)	(4)
Crash Severity Level	**Predicted average crash frequency, $N_{predicted\ rs}$ (crashes/year)** (Total) from Worksheet 1K	**Roadway segment length, L (mi)**	**Crash rate (crashes/mi/year)** (2) / (3)
Total	0.3	0.17	2.0
Fatal and injury (FI)	0.1	0.17	0.6
Property damage only (PDO)	0.2	0.17	1.4

Worksheet 3A -- Predicted Crashes by Severity and Site Type and Observed Crashes Using the Site-Specific EB Method for Urban and Suburban Arterials

(1)	(2)	(3)	(4)	(5)	(6)	(7)	(8)
Collision type / Site type	**Predicted average crash frequency (crashes/year)**			**Observed crashes, $N_{observed}$ (crashes/year)**	**Overdispersion Parameter, k**	**Weighted adjustment, w**	**Expected average crash frequency,**
	$N_{predicted}$ (TOTAL)	$N_{predicted}$ (FI)	$N_{predicted}$ (PDO)			Equation A-5 from Part C Appendix	Equation A-4 from Part C Appendix
ROADWAY SEGMENTS							
Multiple-vehicle nondriveway							
Segment 1	0.185	0.054	0.130	0	0.840	0.866	0.160
Segment 2						1.000	0.000
Segment 3						1.000	0.000
Segment 4						1.000	0.000
Single-vehicle							
Segment 1	0.121	0.029	0.092	1	0.810	0.911	0.199
Segment 2						1.000	0.000
Segment 3						1.000	0.000
Segment 4						1.000	0.000
Multiple-vehicle driveway-related							
Segment 1	0.020	0.006	0.013		0.810	0.984	0.019
Segment 2						1.000	0.000
Segment 3						1.000	0.000
Segment 4						1.000	0.000
INTERSECTIONS							
Multiple-vehicle							
Intersection 1							
Intersection 2							
Intersection 3							
Intersection 4							
Single-vehicle							
Intersection 1							
Intersection 2							
Intersection 3							
Intersection 4							
COMBINED (sum of column)	0.325	0.089	0.236	1	--	--	0.378

Worksheet 3B -- Predicted Pedestrian and Bicycle Crashes for Urban and Suburban Arterials

(1) Site Type	(2) N_{ped}	(3) N_{bike}
ROADWAY SEGMENTS		
Segment 1	0.012	0.006
Segment 2		
Segment 3		
Segment 4		
INTERSECTIONS		
Intersection 1		
Intersection 2		
Intersection 3		
Intersection 4		
COMBINED (sum of column)	0.012	0.006

Worksheet 3C -- Site-Specific EB Method Summary Results for Urban and Suburban Arterials

(1) Crash severity level	(2) $N_{predicted}$	(3) N_{ped}	(4) N_{bike}	(5) $N_{expected\ (VEHICLE)}$	(6) $N_{expected}$
Total	$(2)_{COMB}$ from Worksheet 3A	$(2)_{COMB}$ from Worksheet 3B	$(3)_{COMB}$ from Worksheet 3B	$(8)_{COMB}$ Worksheet 3A	(3)+(4)+(5)
	0.3	0.0	0.0	0.4	0.4
Fatal and injury (FI)	$(3)_{COMB}$ from Worksheet 3A	$(2)_{COMB}$ from Worksheet 3B	$(3)_{COMB}$ from Worksheet 3B	$(5)_{TOTAL} * (2)_{FI} / (2)_{TOTAL}$	(3)+(4)+(5)
	0.1	0.0	0.0	0.1	0.1
Property damage only (PDO)	$(4)_{COMB}$ from Worksheet 3A	--	--	$(5)_{TOTAL} * (2)_{PDO} / (2)_{TOTAL}$	(3)+(4)+(5)
	0.2	0.0	0.0	0.3	0.3

Worksheet 4A -- Predicted Crashes by Collision and Site Type and Observed Crashes Using the Project-Level EB Method for Urban and Suburban Arterials

(1)	(2)	(3)	(4)	(5)	(6)	(7)	(8)	(9)	(10)	(11)	(12)	(13)
Collision type / Site type	Predicted crashes			Observed crashes,	Overdispersion Parameter, k	$N_{predicted\ w0}$	$N_{predicted\ w1}$	W_0	N_0	w_1	N_1	$N_{expected/comb}$
	$N_{predicted}$ (TOTAL)	$N_{predicted}$ (FI)	$N_{predicted}$ (PDO)	$N_{observed}$ (crashes/year)		Equation A-8 (6)*(2)^2	Equation A-9 sqrt((6)*(2))	Equation A-10	Equation A-11	Equation A-12	Equation A-13	Equation A-14
ROADWAY SEGMENTS												
Multiple-vehicle nondriveway												
Segment 1	0.185	0.054	0.130	--	0.840	0.029	0.394	--	--	--	--	--
Segment 2				--				--	--	--	--	--
Segment 3				--				--	--	--	--	--
Segment 4				--				--	--	--	--	--
Single-vehicle												
Segment 1	0.121	0.029	0.092	1	0.810	0.012	0.313	--	--	--	--	--
Segment 2				--				--	--	--	--	--
Segment 3				--				--	--	--	--	--
Segment 4				--				--	--	--	--	--
Multiple-vehicle driveway-related												
Segment 1	0.020	0.006	0.013	--	0.810	0.000	0.126	--	--	--	--	--
Segment 2				--				--	--	--	--	--
Segment 3				--				--	--	--	--	--
Segment 4				--				--	--	--	--	--
INTERSECTIONS												
COMBINED (sum of column)	0.325	0.089	0.236	1	--	0.041	0.833	0.889	0.400	0.281	0.810	0.605

Worksheet 4B -- Predicted Pedestrian and Bicycle Crashes for Urban and Suburban Arterials

(1) Site Type	(2) N_{ped}	(3) N_{bike}
ROADWAY SEGMENTS		
Segment 1	0.012	0.006
Segment 2	0.019	0.010
Segment 3		
Segment 4		
INTERSECTIONS		
Intersection 1		
Intersection 2		
Intersection 3		
Intersection 4		
COMBINED (sum of column)	0.031	0.015

Worksheet 4C -- Project-Specific EB Method Summary Results for Urban and Suburban Arterials

(1) Crash severity level	(2) $N_{predicted}$	(3) N_{ped}	(4) N_{bike}	(5) $N_{expected\ (vehicle)}$	(6) $N_{expected}$
Total	$(2)_{COMB}$ from Worksheet 4A	$(2)_{COMB}$ from Worksheet 4B	$(3)_{COMB}$ from Worksheet 4B	$(13)_{COMB}$ Worksheet 4A	(3)+(4)+(5)
	0.3	0.0	0.0	0.6	0.7
Fatal and injury (FI)	$(3)_{COMB}$ from Worksheet 4A	$(2)_{COMB}$ from Worksheet 4B	$(3)_{COMB}$ from Worksheet 4B	$(5)_{TOTAL} * (2)_{FI} / (2)_{TOTAL}$	(3)+(4)+(5)
	0.1	0.0	0.0	0.2	0.2
Property damage only (PDO)	$(4)_{COMB}$ from Worksheet 4A	--	--	$(5)_{TOTAL} * (2)_{PDO} / (2)_{TOTAL}$	(3)+(4)+(5)
	0.2	0.0	0.0	0.4	0.4

Worksheet 1A -- General Information and Input Data for Urban and Suburban Roadway Segments

General Information		Location Information	
Analyst	Ncastillo	Roadway	SR A1A
Agency or Company	GF	Roadway Section	MP 23.946 to MP 24.116
Date Performed	03/06/16	Jurisdiction	West Palm Beach, Palm Beach County
		Analysis Year	2014

Input Data		Base Conditions	Site Conditions
Roadway type (2U, 3T, 4U, 4D, ST)		--	2U
Length of segment, L (mi)		--	0.17
AADT (veh/day)	$AADT_{MAX}$ = 32,600 (veh/day)	--	9,200
Type of on-street parking (none/parallel/angle)		None	None
Proportion of curb length with on-street parking		--	0
Median width (ft) - for divided only		15	Not Present
Lighting (present / not present)		Not Present	Present
Auto speed enforcement (present / not present)		Not Present	Not Present
Major commercial driveways (number)		--	0
Minor commercial driveways (number)		--	0
Major industrial / institutional driveways (number)		--	0
Minor industrial / institutional driveways (number)		--	0
Major residential driveways (number)		--	0
Minor residential driveways (number)		--	2
Other driveways (number)		--	0
Speed Category		--	Posted Speed 30 mph or Lower
Roadside fixed object density (fixed objects / mi)		0	17.6
Offset to roadside fixed objects (ft) [If greater than 30 or Not Present, input 30]		30	4
Calibration Factor, Cr		1.00	1.02

Worksheet 1B -- Crash Modification Factors for Urban and Suburban Roadway Segments

(1)	(2)	(3)	(4)	(5)	(6)
CMF for On-Street Parking	CMF for Roadside Fixed Objects	CMF for Median Width	CMF for Lighting	CMF for Automated Speed Enforcement	Combined CMF
CMF_{1r}	**CMF_{2r}**	**CMF_{3r}**	**CMF_{4r}**	**CMF_{5r}**	**CMF_{comb}**
from Equation 12-32	from Equation 12-33	from Table 12-22	from Equation 12-34	from Section 12.7.1	(1)*(2)*(3)*(4)*(5)
1.00	1.10	1.00	0.93	1.00	1.02

Worksheet 1C -- Multiple-Vehicle Nondriveway Collisions by Severity Level for Urban and Suburban Roadway Segments

(1)	(2)		(3)	(4)	(5)	(6)	(7)	(8)	(9)
Crash Severity Level	**SPF Coefficients**		**Overdispersion Parameter, k**	**Initial N_{brmv}**	**Proportion of Total Crashes**	**Adjusted N_{brmv}**	**Combined CMFs**	**Calibration Factor, Cr**	**Predicted N_{brmv}**
	from Table 12-3		from Table 12-3	from Equation 12-10		$(4)_{TOTAL}$*(5)	(6) from Worksheet 1B		(6)*(7)*(8)
	a	b							
Total	-15.22	1.68	0.84	0.190	1.000	0.190	1.02	1.02	0.199
Fatal and Injury (FI)	-16.22	1.66	0.65	0.058	$(4)_{FI}/((4)_{FI}+(4)_{PDO})$ / 0.294	0.056	1.02	1.02	0.059
Property Damage Only (PDO)	-15.62	1.69	0.87	0.140	$(5)_{TOTAL}-(5)_{FI}$ / 0.706	0.134	1.02	1.02	0.140

Worksheet 1D -- Multiple-Vehicle Nondriveway Collisions by Collision Type for Urban and Suburban Roadway Segments

(1)	(2)	(3)	(4)	(5)	(6)
Collision Type	**Proportion of Collision Type$_{(FI)}$**	**Predicted N $_{BBMV\ (FI)}$ (crashes/year)**	**Proportion of Collision Type $_{(PDO)}$**	**Predicted N $_{BBMV\ (PDO)}$ (crashes/year)**	**Predicted N $_{BBMV\ (TOTAL)}$ (crashes/year)**
	from Table 12-4	$(9)_{FI}$ from Worksheet 1C	from Table 12-4	$(9)_{PDO}$ from Worksheet 1C	$(9)_{TOTAL}$ from Worksheet 1C
Total	1.000	0.059	1.000	0.140	0.199
		$(2)*(3)_{FI}$		$(4)*(5)_{PDO}$	(3)+(5)
Rear-end collision	0.730	0.043	0.778	0.109	0.152
Head-on collision	0.068	0.004	0.004	0.001	0.005
Angle collision	0.085	0.005	0.079	0.011	0.016
Sideswipe, same direction	0.015	0.001	0.031	0.004	0.005
Sideswipe, opposite direction	0.073	0.004	0.055	0.008	0.012
Other multiple-vehicle collision	0.029	0.002	0.053	0.007	0.009

Worksheet 1E -- Single-Vehicle Collisions by Severity Level for Urban and Suburban Roadway Segments

(1)	(2)		(3)	(4)	(5)	(6)	(7)	(8)	(9)
Crash Severity Level	**SPF Coefficients**		**Overdispersion Parameter, k**	**Initial N_{brsv}**	**Proportion of Total Crashes**	**Adjusted N_{brsv}**	**Combined CMFs**	**Calibration Factor, Cr**	**Predicted N_{brsv}**
	from Table 12-5		from Table 12-5	from Equation 12-13		$(4)_{TOTAL}*(5)$	(6) from Worksheet 1B		$(6)*(7)*(8)$
	a	b							
Total	-5.47	0.56	0.81	0.119	1.000	0.119	1.02	1.02	0.124
Fatal and Injury (FI)	-3.96	0.23	0.50	0.026	$(4)_{FI}/((4)_{FI}+(4)_{PDO})$ / 0.233	0.028	1.02	1.02	0.029
Property Damage Only (PDO)	-6.51	0.64	0.87	0.087	$(5)_{TOTAL}-(5)_{FI}$ / 0.767	0.091	1.02	1.02	0.095

Worksheet 1F -- Single-Vehicle Collisions by Collision Type for Urban and Suburban Roadway Segments

(1)	(2)	(3)	(4)	(5)	(6)
Collision Type	**Proportion of Collision Type$_{(FI)}$**	**Predicted N $_{BSSV\ (FI)}$ (crashes/year)**	**Proportion of Collision Type $_{(PDO)}$**	**Predicted N $_{BSSV\ (PDO)}$ (crashes/year)**	**Predicted N $_{BSSV\ (TOTAL)}$ (crashes/year)**
	from Table 12-6	$(9)_{FI}$ from Worksheet 1E	from Table 12-6	$(9)_{PDO}$ from Worksheet 1E	$(9)_{TOTAL}$ from Worksheet 1E
Total	1.000	0.029	1.000	0.095	0.124
		$(2)*(3)_{FI}$		$(4)*(5)_{PDO}$	(3)+(5)
Collision with animal	0.026	0.001	0.066	0.006	0.007
Collision with fixed object	0.723	0.021	0.759	0.072	0.093
Collision with other object	0.010	0.000	0.013	0.001	0.002
Other single-vehicle collision	0.241	0.007	0.162	0.015	0.022

Worksheet 1G -- Multiple-Vehicle Driveway-Related Collisions by Driveway Type for Urban and Suburban Roadway Segments

(1)	(2)	(3)	(4)	(5)	(6)
Driveway Type	**Number of driveways, n_j**	**Crashes per driveway per year, N_j**	**Coefficient for traffic adjustment, t**	**Initial N_{brdwy}**	**Overdispersion parameter, k**
		from Table 12-7	from Table 12-7	Equation 12-16 $n_j * N_j * (AADT/15,000)^t$	from Table 12-7
Major commercial	0	0.158	1.000	0.000	--
Minor commercial	0	0.050	1.000	0.000	
Major industrial/institutional	0	0.172	1.000	0.000	
Minor industrial/institutional	0	0.023	1.000	0.000	
Major residential	0	0.083	1.000	0.000	
Minor residential	2	0.016	1.000	0.020	
Other	0	0.025	1.000	0.000	
Total	--	--	--	0.020	0.81

Worksheet 1H -- Multiple-Vehicle Driveway-Related Collisions by Severity Level for Urban and Suburban Roadway Segments

(1)	(2)	(3)	(4)	(5)	(6)	(7)
Crash Severity Level	**Initial N_{brdwy}**	**Proportion of total crashes (f_{dwy})**	**Adjusted N_{brdwy}**	**Combined CMFs**	**Calibration factor, C_r**	**Predicted N_{brdwy}**
	$(5)_{TOTAL}$ from Worksheet 1G	from Table 12-7	$(2)_{TOTAL}$ * (3)	(6) from Worksheet 1B		(4)*(5)*(6)
Total	0.020	1.000	0.020	1.02	1.02	0.020
Fatal and injury (FI)	--	0.323	0.006	1.02	1.02	0.007
Property damage only (PDO)	--	0.677	0.013	1.02	1.02	0.014

Worksheet 1I -- Vehicle-Pedestrian Collisions for Urban and Suburban Roadway Segments

(1)	(2)	(3)	(4)	(5)	(6)	(7)	(8)
Crash Severity Level	**Predicted N_{brmv}**	**Predicted N_{brsv}**	**Predicted N_{brdwy}**	**Predicted N_{br}**	**f_{pedr}**	**Calibration factor, C_r**	**Predicted N_{pedr}**
	(9) from Worksheet 1C	(9) from Worksheet 1E	(7) from Worksheet 1H	(2)+(3)+(4)	from Table 12-8		(5)*(6)*(7)
Total	0.199	0.124	0.020	0.343	0.036	1.02	0.013
Fatal and injury (FI)	--	--	--	--	--	1.02	0.013

Worksheet 1J -- Vehicle-Bicycle Collisions for Urban and Suburban Roadway Segments

(1)	(2)	(3)	(4)	(5)	(6)	(7)	(8)
Crash Severity Level	**Predicted N_{brmv}**	**Predicted N_{brsv}**	**Predicted N_{brdwy}**	**Predicted N_{br}**	**f_{biker}**	**Calibration factor, C_r**	**Predicted N_{biker}**
	(9) from Worksheet 1C	(9) from Worksheet 1E	(7) from Worksheet 1H	(2)+(3)+(4)	from Table 12-9		(5)*(6)*(7)
Total	0.199	0.124	0.020	0.343	0.018	1.02	0.006
Fatal and injury (FI)	--	--	--	--	--	1.02	0.006

Worksheet 1K -- Crash Severity Distribution for Urban and Suburban Roadway Segments

(1)	(2)	(3)	(4)
Collision type	**Fatal and injury (FI)**	**Property damage only (PDO)**	**Total**
	(3) from Worksheet 1D and 1F; (7) from Worksheet 1H; and (8) from Worksheet 1I and 1J	(5) from Worksheet 1D and 1F; and (7) from Worksheet 1H	(6) from Worksheet 1D and 1F; (7) from Worksheet 1H; and (8) from Worksheet 1I and 1J
MULTIPLE-VEHICLE			
Rear-end collisions (from Worksheet 1D)	0.043	0.109	0.152
Head-on collisions (from Worksheet 1D)	0.004	0.001	0.005
Angle collisions (from Worksheet 1D)	0.005	0.011	0.016
Sideswipe, same direction (from Worksheet 1D)	0.001	0.004	0.005
Sideswipe, opposite direction (from Worksheet 1D)	0.004	0.008	0.012
Driveway-related collisions (from Worksheet 1H)	0.007	0.014	0.020
Other multiple-vehicle collision (from Worksheet 1D)	0.002	0.007	0.009
Subtotal	0.065	0.154	0.219
SINGLE-VEHICLE			
Collision with animal (from Worksheet 1F)	0.001	0.006	0.007
Collision with fixed object (from Worksheet 1F)	0.021	0.072	0.093
Collision with other object (from Worksheet 1F)	0.000	0.001	0.002
Other single-vehicle collision (from Worksheet 1F)	0.007	0.015	0.022
Collision with pedestrian (from Worksheet 1I)	0.013	0.000	0.013
Collision with bicycle (from Worksheet 1J)	0.006	0.000	0.006
Subtotal	0.048	0.095	0.143
Total	0.113	0.249	0.362

Worksheet 1L -- Summary Results for Urban and Suburban Roadway Segments

(1)	(2)	(3)	(4)
Crash Severity Level	**Predicted average crash frequency, $N_{predicted\ rs}$ (crashes/year)**	**Roadway segment length, L (mi)**	**Crash rate (crashes/mi/year)**
	(Total) from Worksheet 1K		(2) / (3)
Total	0.4	0.17	2.1
Fatal and injury (FI)	0.1	0.17	0.7
Property damage only (PDO)	0.2	0.17	1.5

Worksheet 3A -- Predicted Crashes by Severity and Site Type and Observed Crashes Using the Site-Specific EB Method for Urban and Suburban Arterials

(1)	(2)	(3)	(4)	(5)	(6)	(7)	(8)
Collision type / Site type	**Predicted average crash frequency (crashes/year)**			**Observed crashes, $N_{observed}$ (crashes/year)**	**Overdispersion Parameter, k**	**Weighted adjustment, w**	**Expected average crash frequency,**
	$N_{predicted}$ (TOTAL)	$N_{predicted}$ (FI)	$N_{predicted}$ (PDO)			Equation A-5 from Part C Appendix	Equation A-4 from Part C Appendix
ROADWAY SEGMENTS							
Multiple-vehicle nondriveway							
Segment 1	0.199	0.059	0.140	0	0.840	0.857	0.170
Segment 2						1.000	0.000
Segment 3						1.000	0.000
Segment 4						1.000	0.000
Single-vehicle							
Segment 1	0.124	0.029	0.095	2	0.810	0.909	0.295
Segment 2						1.000	0.000
Segment 3						1.000	0.000
Segment 4						1.000	0.000
Multiple-vehicle driveway-related							
Segment 1	0.020	0.007	0.014		0.810	0.984	0.020
Segment 2						1.000	0.000
Segment 3						1.000	0.000
Segment 4						1.000	0.000
INTERSECTIONS							
Multiple-vehicle							
Intersection 1							
Intersection 2							
Intersection 3							
Intersection 4							
Single-vehicle							
Intersection 1							
Intersection 2							
Intersection 3							
Intersection 4							
COMBINED (sum of column)	0.343	0.094	0.249	2	--	--	0.486

Worksheet 3B -- Predicted Pedestrian and Bicycle Crashes for Urban and Suburban Arterials

(1) Site Type	(2) N_{ped}	(3) N_{bike}
ROADWAY SEGMENTS		
Segment 1	0.013	0.006
Segment 2		
Segment 3		
Segment 4		
INTERSECTIONS		
Intersection 1		
Intersection 2		
Intersection 3		
Intersection 4		
COMBINED (sum of column)	0.013	0.006

Worksheet 3C -- Site-Specific EB Method Summary Results for Urban and Suburban Arterials

(1)	(2)	(3)	(4)	(5)	(6)
Crash severity level	$N_{predicted}$	N_{ped}	N_{bike}	$N_{expected\ (VEHICLE)}$	$N_{expected}$
Total	$(2)_{COMB}$ from Worksheet 3A	$(2)_{COMB}$ from Worksheet 3B	$(3)_{COMB}$ from Worksheet 3B	$(8)_{COMB}$ Worksheet 3A	(3)+(4)+(5)
	0.3	0.0	0.0	0.5	0.5
Fatal and injury (FI)	$(3)_{COMB}$ from Worksheet 3A	$(2)_{COMB}$ from Worksheet 3B	$(3)_{COMB}$ from Worksheet 3B	$(5)_{TOTAL} * (2)_{FI} / (2)_{TOTAL}$	(3)+(4)+(5)
	0.1	0.0	0.0	0.1	0.2
Property damage only (PDO)	$(4)_{COMB}$ from Worksheet 3A	--	--	$(5)_{TOTAL} * (2)_{PDO} / (2)_{TOTAL}$	(3)+(4)+(5)
	0.2	0.0	0.0	0.4	0.4

Worksheet 4A -- Predicted Crashes by Collision and Site Type and Observed Crashes Using the Project-Level EB Method for Urban and Suburban Arterials

(1)	(2)	(3)	(4)	(5)	(6)	(7)	(8)	(9)	(10)	(11)	(12)	(13)
Collision type / Site type	Predicted crashes			Observed crashes,	Overdispersion Parameter, k	$N_{predicted\ w0}$	$N_{predicted\ w1}$	W_0	N_0	w_1	N_1	$N_{expected/comb}$
	$N_{predicted}$ (TOTAL)	$N_{predicted}$ (FI)	$N_{predicted}$ (PDO)	$N_{observed}$ (crashes/year)		Equation A-8 (6)*(2)^2	Equation A-9 sqrt((6)*(2))	Equation A-10	Equation A-11	Equation A-12	Equation A-13	Equation A-14
ROADWAY SEGMENTS												
Multiple-vehicle nondriveway												
Segment 1	0.199	0.059	0.140	--	0.840	0.033	0.409	--	--	--	--	--
Segment 2				--				--	--	--	--	--
Segment 3				--				--	--	--	--	--
Segment 4				--				--	--	--	--	--
Single-vehicle												
Segment 1	0.124	0.029	0.095	2	0.810	0.012	0.317	--	--	--	--	--
Segment 2				--				--	--	--	--	--
Segment 3				--				--	--	--	--	--
Segment 4				--				--	--	--	--	--
Multiple-vehicle driveway-related												
Segment 1	0.020	0.007	0.014	--	0.810	0.000	0.129	--	--	--	--	--
Segment 2				--				--	--	--	--	--
Segment 3				--				--	--	--	--	--
Segment 4				--				--	--	--	--	--
INTERSECTIONS												
COMBINED (sum of column)	0.343	0.094	0.249	2	--	0.046	0.854	0.882	0.539	0.287	1.525	1.032

Worksheet 4B -- Predicted Pedestrian and Bicycle Crashes for Urban and Suburban Arterials

(1) Site Type	(2) N_{ped}	(3) N_{bike}
ROADWAY SEGMENTS		
Segment 1	0.013	0.006
Segment 2		
Segment 3		
Segment 4		
INTERSECTIONS		
Intersection 1		
Intersection 2		
Intersection 3		
Intersection 4		
COMBINED (sum of column)	0.013	0.006

Worksheet 4C -- Project-Specific EB Method Summary Results for Urban and Suburban Arterials

(1) Crash severity level	(2) $N_{predicted}$	(3) N_{ped}	(4) N_{bike}	(5) $N_{expected\ (vehicle)}$	(6) $N_{expected}$
Total	$(2)_{COMB}$ from Worksheet 4A	$(2)_{COMB}$ from Worksheet 4B	$(3)_{COMB}$ from Worksheet 4B	$(13)_{COMB}$ Worksheet 4A	(3)+(4)+(5)
	0.3	0.0	0.0	1.0	1.1
Fatal and injury (FI)	$(3)_{COMB}$ from Worksheet 4A	$(2)_{COMB}$ from Worksheet 4B	$(3)_{COMB}$ from Worksheet 4B	$(5)_{TOTAL} * (2)_{FI} / (2)_{TOTAL}$	(3)+(4)+(5)
	0.1	0.0	0.0	0.3	0.3
Property damage only (PDO)	$(4)_{COMB}$ from Worksheet 4A	--	--	$(5)_{TOTAL} * (2)_{PDO} / (2)_{TOTAL}$	(3)+(4)+(5)
	0.2	0.0	0.0	0.7	0.7

APPENDIX E
EXISTING HORIZONTAL GEOMETRY

EXISTING HORIZONTAL GEOMETRY	SR A1A/S. OCEAN BOULEVARD	PAGE 1 OF 1

APPENDIX F
CONCEPTUAL IMPROVEMENT SKETCH

CONCEPTUAL IMPROVEMENTS SKETCH	SR A1A/S. OCEAN BOULEVARD	PAGE 1 OF 1

APPENDIX G
BENEFIT TO COST RATIO AND NET PRESENT VALUE ANALYSES

COST ESTIMATE

Improvements for SR A1A Segment

PAY ITEM NO.	DESCRIPTION	UNIT	UNIT COST	QUANTITY	AMOUNT
Pedestrian Facilities					
N/A	LED INTERNALLY ILLUMINATED RPM	EA	$150.00	124	$18,600.00
				SUBTOTAL	$18,600.00
	MOBILIZATION			0.00%	$1,000.00
	MAINTENANCE OF TRAFFIC			10.00%	$3,500.00
	CEI			15.00%	$1,000.00
				CONSTRUCTION COST	$24,100.00
	DESIGN			10.00%	$2,500.00
	CONTINGENCY			5.00%	$1,205.00
				TOTAL PROJECT COST	$27,805.00

Crash Type	Number of Target Crashes	Crash Reduction Factor	Estimated Reduction of Crashes	Average Crash Reduction per Year	Crash Cost	Estimated Benefit
Add reflectorized raised pavement markings	2.0	0.2	0.40	0.13	$ 155,444	$ 20,208
$t = 1+ - 1 2+ - 1 - 2 3+$						$ 20,208

Source: *Update of Florida Crash Reduction Factors and Countermeasures to Improve the Development of District Safety Imrpovement Projects (Table 3-12).*

SUBMITTED BY	NELSON CASTILLO
DATE SUBMITTED	2/15/2016
PROJECT NO.	N/A
ALTERNATIVE NO.	N/A
DISTRICT	4
BEGINNING MILE POST	23.946 ENDING MILE POST 24.116 0.170
DESCRIPTION OF LOCATION/FACILITY TYPE	SR A1A/S. Ocean Blvd.

STATE ROAD: A1A

		t	Cost (P)	Signs and Pavement Markings	Operations and Maintenance Cost (A)	Annual Benefit (A)
Construction	2016	0	$ (27,805.00)			
	2017	1				$ 20,207.72
	2018	2				$ 20,207.72
	2019	3				$ 20,207.72
	2020	4				$ 20,207.72
	2021	5				$ 20,207.72
	2022	6				$ 20,207.72
	2023	7				$ 20,207.72
	2024	8				$ 20,207.72
	2025	9				$ 20,207.72
	2026	10		$ (27,805.00)		$ 20,207.72
	2027	11				$ 20,207.72
	2028	12				$ 20,207.72
	2029	13				$ 20,207.72
	2030	14				$ 20,207.72
	2031	15				$ 20,207.72
	2032	16				$ 20,207.72
	2033	17				$ 20,207.72
	2034	18				$ 20,207.72
	2035	19				$ 20,207.72
	2036	20		$ (27,805.00)		$ 20,207.72

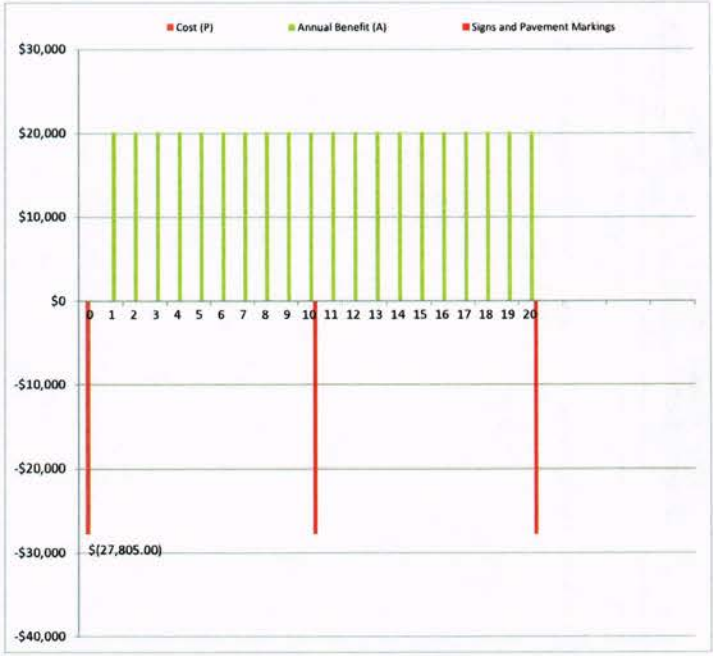

Net Present Value= $ 164,957.49

=

where P = Present Value

F = Future Worth

(P/A.7%,20)=10.5940

(P/F, 7%,10)= 0.5083

(P/F, 7%,20)= 0.2584

FORM 511-09

STATE OF FLORIDA DEPARTMENT OF TRANSPORTATION

SAFETY OFFICE ANNUAL BENEFIT COST ANALYSIS

1 SUBMITTED BY **NELSON CASTILLO** WPA NO. **N/A** SAFETY PRIORITY

2 DATE SUBMITTEI ENVIRONMENTAL STUDY

3 PROJECT NO. SKID (I.D.) **N/A**

4 ALTERNATIVE NC **N/A** SN **NA** SPEED

6 DISTRICT **4** COUNTY **PALM BEACH** SECTION **93060000** STATE ROAD **A1A** U.S. ROAD **25 mph**

7 BEGINNING MILE POST **23.946** ENDING MILE POST **24.116** LENGTH **0.170** Miles NODE -

8 DESCRIPTION OF LOCATION/FACILITY TYF **Undivided Two-Lane Urban Principal Arterial**

9 CAUSE OF CRASH PROBLEMS (LIST AND DISCUSS)
Run-off-the -road crashes on southbound SR A1A at horizontal curve

10 PROPOSED IMPROVEMENTS (LIST AND DISCUSS)
1) Install Internally Illuminated RPMs (20-foot separation) along reverse curve.

		2012	2013	2014	AVG.
11	NO. OF CRASHES	**1.00**	**0.00**	**2.00**	**1.00**
12	NO. CRASHES POTENTIALLY REDU(	**0.20**	**0.00**	**0.20**	**0.13**

CRASH INFORMATION FOR FACILITY		
COST/CRASH	$	151,384
CRASH CLEANUP	$	100
INTEREST RATE		4%

13

TYPE OF CRASH	NUMBER OF CRASHES (3-year)	CRASHES TO BE REDUCED
ROR	2	0.40
Coll. w/Bicyclist	1	0.00
Other		
Total Crashes	3	0.40
Crashes Per Year	1.0	**0.13**
Wet/Slippery	0	
Night Time	0	

ANNUAL COST OF IMPROVEMENTS

	TYPE	COST	LIFE	CRF	ANNUAL COST
A.	SIGNING/PAVEMENT	$ 27,805	10	0.1233	$ 3,428.10
B.	STRUCTURE	$ -		0.0000	$ -
C.	ROW			0.0000	$ -
D.	LIGHT			0.0000	$ -
E.	ROADWAY			0.0000	$ -
F.	SIGNALS			0.0000	$ -
G.	SUBTOTAL				$ 3,428.10
H.	CHANGE IN MAINTENANCE				$ -
I.	CRASH CLEANUP				$ (13.00)
J.	**TOTAL**				**$ 3,415.10**

16 **BENEFITS**

A.	CRASH REDUCTION	0.13 crash @	$ 155,444	$	20,207.72
B.	DELAY SAVINGS	0.00 veh-hrs (	$ 14.60	$	-
	SUB TOTAL ANNUAL BENEFIT			**$**	**20,207.72**
C.	OTHER BENEFIT	0	$ -	$	-
D.	**TOTAL ANNUAL BENEFIT**			**$**	**20,207.72**

17

NET BENEFIT/COST	$ 20,207.72	$ 3,415.10	**5.9**
SAFETY BENEFIT/COST	$ 20,207.72	$ 3,415.10	**5.9**

PREPARED BY **Nelson Castillo, P.E.** APPROVED BY DATE **03/06/2016**

COMMENTS/CRASH REDUCTION METHOD:
Crash Reduction Factor (CRF) of 20% was obtained from review of "*Update of Florida Crash Reduction Factors and Countermeasures to Improve the Development of District Safety Improvement Projects*" (Table 12).

HIGH CRASH LISTINGS:

TOWN OF PALM BEACH

Town Council Meeting on: April 13, 2017

Section of Agenda
Board/Commission Annual Report

Agenda Title
Annual Report - Architectural Commission

Presenter
John S. Page, Director of Planning, Zoning & Building

ATTACHMENTS:

- **Memorandum Dated March 29, 2017 From John S. Page**
- **ARCOM Annual Report**

TOWN OF PALM BEACH

Information for Town Council Meeting on: April 13, 2017

To: Mayor and Town Council

Via: Thomas G. Bradford, Town Manager

From: John S. Page, Director of Planning, Zoning and Building

Re: Annual Report - Architectural Commission (ARCOM)

Date: March 29, 2017

STAFF RECOMMENDATION

Staff recommends that the Town Council hear the presentation of the Annual Report for 2016 by Mr. Richard Sammons, Chairman of the Architectural Commission (ARCOM).

GENERAL INFORMATION

Attached is a summary of the activities of ARCOM for the past year. Mr. Richard Sammons, the Chairman of ARCOM, is prepared to address the Town Council with additional comments regarding the Commission's activities, and to answer any questions.

Attachment

JP:jl

cc: Architectural Commission (ARCOM)
John Lindgren, AICP, Planning Administrator

ARCOM Commission
Report of Activities for 2016 Calendar Year

ARCOM currently has 10 members (7 regular members & 3 alternates):

- Two members are licensed architects
  - Robert Garrison
  - Richard Sammons
- One member is a master gardener
  - Ann Vanneck

Attendance by commissioners:

- An average of 92% attendance for all meetings during the year; there were a total of 10 absences by commissioners (2 excused, 8 unexcused).

Applications reviewed:

- 80 new Major Items submitted in 2016 (a 30% decrease from the previous year) – two were denied, one was removed from the agenda, and five were withdrawn by the applicant.
- 58 new Minor Items submitted in 2016 (one less than the previous year) – one was denied, and ten were withdrawn by the applicant.
- 96 Deferrals occurred over the course of the year, many of which were requested by the applicant (a 50% increase from the previous year).
- 37 new homes were reviewed by ARCOM in 2016 (one less than the previous year), of which 28 were approved, two were denied, three were withdrawn and four were deferred into 2017.
- ARCOM reviewed 24 "Combination Projects" in 2016 (5 less than the previous year) where they made recommendations to Town Council regarding variances needed for the projects.

On behalf of the Commission, staff conducted 428 approvals of minor projects and revisions, which was a 6% increase from the previous year.

Additional projects & accomplishments:

- ARCOM heard a presentation from residents relative to the evolving trend of larger homes at the Island's north end.
- ARCOM heard a presentation from Town Attorney John "Skip" Randolph relative to demolition review and approval procedures and related ARCOM code requirements.

- ARCOM reviewed the possibility of allowing some “high-end” synthetic materials to be used in Town (one window/door material was approved for use in the Town, while the other window material presented was not approved).
- ARCOM began its review of a new Town recreation center facility.
- ARCOM continued to review several various types of architecture (including modern/contemporary) over the course of the year, and had to determine if the various styles were too similar or too dissimilar with the surrounding neighborhood in each review. It was a difficult task and one the Commission and the Town will continue to face in upcoming years, especially given the ever-increasing popularity of the modern/contemporary architecture.

Commissioners remain enthusiastic and engaged in their volunteer service to the Town, and look forward to the continued work of ensuring the high quality of development and redevelopment within the Town.

TOWN OF PALM BEACH
Town Council Meeting on: April 13, 2017

Section of Agenda
Regular Agenda - Old Business

Agenda Title
Town-wide Underground Utility Project:
Thomas G. Bradford, Town Manager
TIME CERTAIN 11:00 A.M.

a. Assessment Methodology
Jane Struder, Director of Finance

b. Financing Plan for Phase 1
Jane Struder, Director of Finance

c. RESOLUTION NO. 49-2017 A Resolution of the Town Council of the Town of Palm Beach, Palm Beach County, Florida, Approving a Purchase Order for Pre-Construction Management Services for the Town-Wide Overhead Utility Undergrounding Phase 1-South Project to Whiting-Turner Contracting Company, Establishing a Pre-Construction Phase Services Budget of $22,200.
H. Paul Brazil, P.E., Director of Public Works

d. RESOLUTION NO. 50-2017 A Resolution of the Town Council of the Town of Palm Beach, Palm Beach County, Florida, Approving a Purchase Order for Pre-Construction Management Services for the Town-Wide Overhead Utility Undergrounding Phase 1-North Project to Burkhardt Construction, Inc., Establishing a Pre-Construction Phase Services Budget of $19,720.
H. Paul Brazil, P.E., Director of Public Works

e. RESOLUTION NO. 58-2017, A Resolution of the Town Council of the Town of Palm Beach, Palm Beach County, Florida, Approving the Conveyance of Certain Underground Easements, Copies of Which are Attached Hereto, and Authorizing the Town Manager to Execute said Easements on Behalf of the Town.

f. Underground Utility Project Dashboard
Jane Struder, Director of Finance

Presenter

ATTACHMENTS:

- **Assessment Methodology Memo**
- **Assessment Methodology Update Report**
- **Diagram of Boundaries Exhibit**
- **UUTF Financing Plan for Phase 1**
- **Resolution No. 49-2017, Approving P.O. Memo**
- **Resolution No. 49-2017, Approving P.O.**
- **Resolution No. 49-2017, Whiting -Turner Agreement**
- **Resolution No. 50-2017, Approving P.O. Memo**
- **Resolution No. 50-2017, Approving P.O.**
- **Resolution No. 50-2017, Burkhart Agreement**
- **Resolution No. 58-2017, Memo**
- **Resolution No. 58-2017, Easements**
- **Resolution No. 58-2017, Backup**
- **UUTF Project Dashboard**

TOWN OF PALM BEACH

Information for Town Council Meeting on: April 13, 2017

To: Mayor and Town Council

Via: Thomas G. Bradford, Town Manager

From: Jane Struder, Director of Finance

Re: Underground Utility Assessment Methodology Report

Date: March 31, 2017

STAFF RECOMMENDATION

Staff recommends the Town Council review the methodology report and accept the report as presented.

GENERAL INFORMATION

Prior to the March 2016 referendum for the underground utility project, the Town Council approved a preliminary assessment methodology and the estimated assessments were made available to the public on the Town's website. Since that time, Town staff has been working with the assessment attorney and the consultant from Raftelis to finalize the methodology report and develop the final assessments. The assessment attorney has recommended changes to the originally approved methodology based upon updated data and project information in order to better achieve an apportionment method that fairly and reasonably allocated the costs among all benefitted properties. These changes are as follows:

1. A safety baseline EBU was recalculated based on the average lot size of affected parcels because zoning differs throughout the Town.
2. Aesthetics EBU method of assessment is also based on lot size similar to safety
3. Allocation of total cost between categories was also updated based on these changes

The average annual assessments by property type versus the amounts that were presented for the referendum are as follows:

Property Type	March 2016 Average Assessment	March 2017 Average Assessment	Difference
Single Family Home	959.17	1,048.73	89.56
Condominium	349.50	300.88	(48.62)
Multi-family	411.17	327.04	(84.13)

Habib Isaac with Raftelis will present the changes to the assessments and Heather Encinosa, Esq.

with Nabors Giblin & Nickerson, the Town's assessment attorney will also be present to answer any questions you may have regarding the reasons for the changes.

Once the methodology is approved, staff will bring back an Initial Assessment Resolution wherein the assessment for each parcel in the Town will be included in an attachment to the resolution for the May 9, 2017 Town Council meeting.

FUNDING/FISCAL IMPACT

If the Town Council approves the updated methodology, staff plans to present an Initial Assessment Resolution at the May 9, 2017, Town Council meeting that will include assessments for the entire Town-wide assessment district totaling $5,080,000. The reasons for this amount will be explained.

TOWN ATTORNEY REVIEW

The methodology has been reviewed by the Town's assessment attorney, Heather Encinosa, with Nabors Giblin and Nickerson.

Attachment
cc: John C. Randolph, Town Attorney

TOWN OF PALM BEACH

Utility Undergrounding Assessment Methodology Update

Draft Report / April, 2017

DRAFT

RAFTELIS
FINANCIAL CONSULTANTS, INC.

TABLE OF CONTENTS

1. EXECUTIVE SUMMARY 4
   1.1 BACKGROUND 4
2. PROPOSED PUBLIC FACILITIES 5
   2.1 FACILITIES 5
3. BENEFIT ANALYSIS 6
   3.1 NON-AD VALOREM ASSESSMENTS 6
4. METHOD OF ASSESSMENT 8
   4.1 IMPROVED SAFETY 9
   4.2 IMPROVED RELIABILITY 10
   4.3 IMPROVED AESTHETICS 11
   4.4 SPECIAL CASES AND EXCEPTIONS 13
      4.4.1 Golf Course Parcels and the Breakers 13
      4.4.2 Bifurcated Lots 13
      4.4.3 Undevelopable parcels 13
      4.4.4 Parking spaces, storage and condominium cabanas 13
5. DIAGRAM 14
6. PARCEL DATABASE 15

DRAFT

This page intentionally left blank to facilitate two-sided printing.

DRAFT

1. EXECUTIVE SUMMARY

1.1 BACKGROUND

Raftelis Financial Consultants was retained by the Town of Palm Beach (Town) to update the 2009 Utility Undergrounding Assessment Report (2009 Report) based on the most recent Palm Beach County Property Appraiser parcel data for the Town and to take into consideration any new developments within the Town or areas that were already undergrounded separately through previous assessment programs. The methodology described herein, reflects the special and peculiar benefit received by properties within the Town from the proposed undergrounding of overhead utilities.

The methodology described herein will be the basis for establishing non ad-valorem assessments for undergrounding overhead utility lines within the areas of Town that have not yet been undergrounded. The method of assessment presented in this Report takes the total utility project costs of the proposed Town-wide utility undergrounding and apportions the total cost to each parcel based on the special benefit received. This approach allows for the development of a benefit nexus methodology that differentiates the special benefits received by various properties in the Town within the proposed assessment program. The methodology can be used to identify the total obligation of each parcel as well as the annual obligation of each parcel based on the proposed financing.

Fieldwork is an essential component in the development of a utility undergrounding assessment program to account for the fact that some areas of the Town may already have a portion of their utilities undergrounded; and, therefore, do not benefit to the same degree as properties whose utilities are currently transmitted through overhead facilities. As part of the original creation of the benefit methodology in 2009, fieldwork was conducted and the entire Town was surveyed to accurately incorporate the characteristics of the Town and the relationship between properties within the Town and the overhead utilities proposed to be undergrounded at that point in time. This update did not include any additional or new fieldwork and incorporates the previous fieldwork that was performed as part of the original 2009 Report. Prior to debt financing, property owners whom have undergrounding portions of overhead facilities adjacent to their property may request an adjustment to their equivalent benefit allocation to reflect the appropriate proportionate benefit received by the assessment program. As part of this updated report, the entire parcel database was updated to account for the most recent data provided by the Property Appraiser. The updated database captured new parcels, changes in land use and development status and new property ownership.

DRAFT

2. PROPOSED PUBLIC FACILITIES

2.1 FACILITIES

Utilities, as used in this report, include power lines, phone lines, cable television and fiber optic lines, as well as spare conduit for future use of utility services. The undergrounding of overhead utility lines within the Town includes the costs associated with, but not limited to, trenching, horizontal directional drilling, installing new utility vaults, conduits and transformers, laying conduit lines into trenches, re-paving, repairing, patching or painting streets as may be needed, laterals for switching services to underground systems and removing existing overhead poles and wires. The benefit methodology presented in this Report focuses on the facilities serving the area proposed to be assessed which are located in public rights-of-way and easements and the costs associated with installation of such facilities.

DRAFT

3. BENEFIT ANALYSIS

3.1 NON-AD VALOREM ASSESSMENTS

As established by Florida case law, two requirements exist for the imposition of a valid special assessment: (1) the property assessed must derive a special benefit from the improvement or service provided; and (2) the assessment must be fairly and reasonably apportioned among the properties that receive the special benefit. See City of Boca Raton v. State, 595 So. 2d 25 (Fla. 1992). The test to be applied in evaluating whether a special benefit is conferred on property by the provision of a service is:

> *whether there is a "logical relationship" between the services provided and the benefit to real property. Whisnant v. Stringfellow, 50 So. 2d 885 (Fla. 1951).*

This logical relationship to property test defines the line between those services that can be funded by special assessments and those failing to satisfy the special benefit test. Florida law does not specify the methodology or formula that must be used in calculating assessments; however, the assessment apportionment methodology must be fair and reasonable.

Once an identified service or capital facility satisfies the special benefit test, the assessed amount is required to be fairly apportioned among the benefited property in a manner consistent with the logical relationship embodied in the special benefit requirement. Generally, a special assessment, whether imposed for capital projects or services, is collected on the annual ad valorem tax bill. Under such statutory collection procedure, the special assessment is characterized as a "non-ad valorem assessment." See § 197.3632(1)(d), Fla. Stat.

First, it is necessary to identify the special benefit provided to properties within the Town as a result of undergrounding overhead utilities serving or available to serve those properties. The distribution of electricity and other utilities are generally available to all properties in the Town. However, placing overhead electrical lines and other utilities underground will provide direct and special benefit to properties and such special benefit supports funding the undergrounding projects through assessment programs. The design, construction, and installation of the underground utility improvements will provide a special benefit to all affected properties located within the assessment area of the Town by protecting and enhancing the value, use, enjoyment, commercial and residential attractiveness and viability of such properties by improving and enhancing safety, reliability and aesthetics, as described below.

There are several distinct direct and special benefits that will be provided to properties within the Town as a result of undergrounding the Town's overhead utilities: improved safety, improved reliability and improved aesthetics. Each of these benefits is discussed below.

The removal of utility poles and overhead lines provides an ***improved safety*** benefit by reducing the potential of hazardous conditions occurring on benefited property in the event of natural disasters. Severe tropical storms, hurricanes, and other natural disasters can cause poles and/or overhead lines to fall and impact property, and possibly cause live electric lines to be exposed. Downed electric lines and vegetation overgrowth onto electric lines pose a potential threat of property fire and potential injury due to electric shock and can restrict ingress and egress of residents and emergency services.

The undergrounding of the overhead facilities will also ***improve the reliability*** of utility services

DRAFT

received by properties within the Town. Based on Florida Power & Light's 2015 Reliability Report, the undergrounding of overhead utilities reduces the frequency of power outages, when compared to the frequency of outages occurring with overhead networks. Parcels will also specially benefit from new upgraded utility lines, cables, and appurtenant facilities installed through the proposed utility undergrounding. This will provide a higher level of reliability of utility services, and reduces exposure to the elements that could cause potential damage and speed deterioration to facilities resulting in potential interruptions.

In addition to the safety and reliability benefits provided by undergrounding utilities, removing the overhead facilities and utility poles will eliminate a heavy visual concentration of electric lines and communication facilities. Overall this will **improve the *aesthetics*** for all properties within a project area by enhancing the value, use, enjoyment, commercial and residential attractiveness and viability of such properties.

DRAFT

4. METHOD OF ASSESSMENT

Assessment Methodology is the analysis of a project or service, in this case from the proposed undergrounding of the existing overhead utilities, to determine the special and peculiar benefits (special benefits) received by a property. The method of assessment is determined by an analysis of the benefit a property receives from the proposed undergrounding of existing overhead utilities in comparison to the benefit received by other properties benefited by the project. Funding the undergrounding of facilities through an assessment program is a common practice utilized by agencies and it is common industry practice to determine the degree of benefit between affected parcels through three primary categories of benefit. These three categories of benefit include: 1) improved safety, 2) improved reliability, and 3) improved aesthetics. To establish an equitable benefit nexus, it is necessary to relate each property's proportional special benefits to the special benefits of all other properties within a project area. This method of apportionment utilizes a weighted method of apportionment known as an Equivalent Benefit Unit (EBU) methodology that defines an equivalent benefit unit for each category of benefit as the basic unit of benefit, or 1.0 EBU.

Collectively, the three categories of special benefit listed above reflect the overall proportional special benefits that properties will receive from the undergrounding of the overhead utilities within the assessment program. Properties within the Town are assigned Safety EBUs, Reliability EBUs, and Aesthetic EBUs based upon property use and other site specific characteristics to distinguish the degree of special benefits received by different properties for each of the three categories of special benefit, respectively. Each category of benefit is allocated EBUs independent of each other and the total utility undergrounding cost assigned to each category is based on the percent of total benefit units derived within each category. The total EBUs per category of benefit is a function of the special benefits received by each parcel and; therefore, reflect the amount of special benefit parcels receive from the proposed utility undergrounding. The assessment program cost assigned to each category of benefit is then apportioned to benefitting parcels based on each parcel's EBU assignment in relation to the total EBUs within the corresponding category. **Table 4-1** identifies the total EBUs for each category and the assessment program cost[1] assigned to each category.

Table 4-1: Assessment Cost Allocation

Category of Special Benefit	EBUs	Percentage Of EBUs	Cost Allocation[1 2]	Assessment Rate
Improved Safety	6,937	30.9%	$1,568,141	$226.05
Improved Reliability	8,599	38.2%	$1,943,717	$226.05
Improved Aesthetics	6,937	30.9%	$1,568,141	$226.05
TOTAL	**22,473**	**100.0%**	**$5,080,000**	$678.15

[1]Cost Allocation for each category is the portion of the annual debt payment for the proposed utility undergrounding project. The annual debt payment assumes a total project cost of $90M at a 3.81% interest rate over a 30-year repayment period.

[2] The Project cost was allocated between Improved Safety, Reliability, and Aesthetics at 30.9%, 38.2%, and 30.9%, respectively based on the number of EBUs calculated for each category.

For each Category of Benefit, the following discussion identifies parcels that benefit, the assignment of EBUs, and related equations to determine each parcel's assignment of EBUs.

4.1 IMPROVED SAFETY

Properties specially benefit from the improved safety of undergrounding overhead utilities in two distinct ways: 1) the elimination of the potential for poles or overhead lines adjacent to a property to fall and damage property from falling or exposing "live" electrical lines and 2) the elimination of the potential for poles or overhead lines to be downed within the neighborhood restricting ingress and egress to and from the property. A single-family residential lot that is adjacent to overhead facilities has been assigned a base unit of benefit for improved Safety equal to 1.0 Safety EBU. The base Safety EBU evenly accounts for the two components of improved safety. Therefore, the analysis uses 0.50 equivalent benefit units for the improved safety to the property and 0.50 equivalent benefit units for the improved access to the property.

Improved Safety provides a benefit to each affected lot within the assessment program; therefore, the average lot size of all properties within the assessment program was calculated, equal to 8,700 square feet, to determine the baseline measurement of one EBU for the category of Improved Safety. All developed parcels up to 8,700 square feet that are adjacent to overhead facilities have been assigned a minimum of 1.0 Safety EBUs and parcels without overhead facilities adjacent to its property are assigned a minimum of 0.5 Safety EBUs. In addition, all developable vacant lots up to 8,700 square feet are also assigned a minimum of 1.0 Safety EBU as each lot has ability to develop. Condominium complexes, multi-family properties, non-residential properties, undeveloped parcels, as well as certain single family residential lots that exceed the baseline 1.0 EBU square footage of 8,700 square feet span a greater area along the streets that have overhead utilities and/or utility poles proposed to be undergrounded. Therefore, the benefit received by these properties is proportionately greater when compared to properties assigned 1.0 EBU. Based on this equivalency, additional Safety EBUs were assigned to parcels greater than 8,700 square feet in 0.5 increments, in recognition of the proportionate special benefits received by these parcels. For example, a parcel with 15,225 square feet would be assigned 1.5 EBUs (15,225/8,700 = 1.75 EBUs; rounded down to nearest 0.5 EBUs = 1.5 EBUs).

In identifying the amount of assigned Safety EBUs for each parcel, overhead facilities, including utility lines and poles, along secondary streets, alleyways and rear easements are considered to be adjacent to all properties on either side due to the narrow widths of the secondary streets, alleyways and rear easements. In addition, utility poles are considered a part of the overhead facilities; therefore, properties that only front utility poles are also assigned a minimum of 1.0 Safety EBU.

Conversely, some parcels are already adjacent to undergrounded utilities and, therefore, do not benefit to the same extent when compared to parcels currently adjacent to overhead utilities. Properties within the boundaries of the utility undergrounding project area that do not have overhead facilities adjacent to their property along the secondary streets, alleyways and rear easements shall be assigned Safety EBUs equal to one-half (1/2) of the Safety EBU calculation to reflect the reduced benefit received by the parcel. The 0.5 EBU accounts for the benefit associated with the improved safety of undergrounding facilities within the local neighborhood/area of the parcel.

Based on this method of assessment, each condominium complex was assigned Safety EBUs by first assigning Safety EBUs to the condominium complex. Once the Safety EBUs for the complex was derived, the total Safety EBUs were apportioned evenly to each condo within the complex. Therefore, depending on the size of the complex and the number of units within the complex, condo parcel EBU assignments will vary from complex to complex. For single-family residences, multi-family properties, and non-residential properties, the EBUs calculated were assigned to the applicable parcel number. **Table 4-2** outlines the safety EBU calculations.

DRAFT

Table 4-2: Safety EBU Calculation

Land Use	Overhead Utilities	Safety EBU Assignment
Single-Family	Yes	Lot Size / 8,700; rounded down to nearest 0.5, minimum of 1.0 EBU
	No	(Lot Size / 8,700) / 2; rounded down to nearest 0.5, minimum of 1.0 EBU
Condominium	Yes	(Complex Lot Size / 8,700; rounded down to nearest 0.5) / condos in Complex
	No	0.5 x [(Complex Lot Size / 8,700; rounded down to nearest 0.5) / condos in Complex]
Multi-Family	Yes	Lot Size / 8,700; rounded down to nearest 0.5
	No	0.5 x (Lot Size / 8,700); rounded down to nearest 0.5
Non-Residential	Yes	Lot Size / 8,700; rounded down to nearest 0.5, minimum of 1.0 EBU
	No	0.5 x (Lot Size / 8,700); rounded to nearest 0.5, minimum of 0.5 EBU
Vacant	Yes	Lot Size / 8,700; rounded down to nearest 0.5, minimum of 1.0 EBU
	No	0.5 x (Lot Size / 8,700); rounded down to nearest 0.5, minimum of 1.0 EBU

4.2 IMPROVED RELIABILITY

The benefit from the distribution of electricity, other utilities, and the underground wires and cables is essentially equivalent for each single-family residence. Further, since all of the single-family lots have the same ability to use utilities and each single-family parcel benefits from the increased reliability that undergrounding provides, each single-family residential property has been assigned (1.0) Reliability EBU to account for the failure in any one or more of the following systems, resulting in an interruption in services: 1) primary distribution lines; 2) secondary distribution lines, or 3) local distribution lines that provide connections to a property's utilities.

It is evident that each condominium in a complex, each unit of a multi-family property, and all non-residential property would be impacted by an interruption in services due to a power outage and therefore specially benefit from the improved reliability. Since there are more units, square footage and/or occupants within condominium complexes, multi-family properties, and non- residential properties, these properties receive a different level of benefit than a single-family residence from the improved reliability of undergrounded utility services. For condominium complexes and multi-family properties, not only does the entire property benefit from the improved reliability, but every unit receives utility services and benefits from the improved reliability.

Therefore, a reasonable comparison of benefit for condominiums and multi-family units can be derived by using population density factors as a proxy for comparing the typical dwelling sizes between single-family residences and condominiums/multi-family units within the Town. On average, condominiums and multi-family residences are smaller dwelling units than single-family residences, which is reflected through the density factors for each land use type. Within the Town, Single-family Residences have a

density factor of 2.04 persons per household, whereas, condominiums and multi-family residences have a density factor of 1.56 based on the 2010 census. With single-family properties assigned a Reliability EBU equal to 1.0, the density factors are used to assign a proportionate benefit equivalency to each individual condominium and multi-family unit by taking the ratio of 1.56/2.04 = 0.76 EBUs. As such, each condominium and multi-family unit are assigned 0.76 EBUs for improved reliability.

When comparing non-residential land use types to the baseline EBU of a single-family residence lot, the density factor is not applicable and therefore, EBUs are assigned based on acreage (8,700 square feet). Non-residential properties are assigned improved Reliability EBUs based on the size of the lot, similar to improved safety, to capture the proportionally greater benefit associated with non-residential parcels.

Although certain parcels may be adjacent to a portion of undergrounded facilities, their services are still provided though overhead utilities within their neighborhood. In addition, there are instances where a property may have their utilities undergrounded and ready to receive service, but are still currently being served by overhead lines that connect to their property or their point of connection to their undergrounded utilities. **Table 4-3** outlines the reliability EBU calculations.

Table 4-3: Reliability EBU Calculation

Land Use	Density Factor	Reliability EBU Assignment
Single-Family	2.04/2.04 = 1.00	1.0 EBU x Density Factor = 1.00 EBU
Condominium	1.56/2.04 = 0.76	1.00 EBU x Density Factor = 0.76 EBU
Multi-Family	1.56/2.04 = 0.76	1.0 EBU x Density Factor x Units
Non-Residential	N/A	Lot Size / 8,700; minimum of 1.0 EBU, rounded down to nearest 0.5
Vacant	N/A	Lot Size / 8,700; minimum of 1.0 EBU, rounded down to nearest 0.5

4.3 IMPROVED AESTHETICS

Removing the overhead utilities will improve the overall aesthetics to an individual property and the neighborhood aesthetics for all properties within a defined project area by eliminating a heavy concentration of electric lines and communication facilities. Like the Safety benefit category, a single-family residence adjacent to overhead utilities has been assigned 0.5 EBUs for the improved aesthetics of its property and 0.5 EBUs for the improved aesthetics of the property's neighborhood, for a total assignment of 1.0 Aesthetic EBU. 1.0 EBU equals the average town-wide lot size of 8,700 square feet.

Developed single family, non-residential and vacant lots less than the minimum lot size have been assigned a minimum of 1.0 Aesthetics EBU. Condominium complexes, multi-family properties, non-residential properties, undeveloped parcels, as well as certain single family residential lots exceed the baseline 1.0 EBU square footage of 8,700 square feet span a greater area along the streets that have overhead utilities and/or utility poles proposed to be undergrounded. Therefore, the benefit received by these properties is proportionately greater when compared to properties assigned 1.0 EBU. Based on this equivalency, parcels greater than 8,700 square feet have been assigned additional Aesthetic EBUs, in 0.5 increments, in recognition of the proportionate special benefits received by these parcels.

Properties within the boundaries of the utility undergrounding project area that do not have overhead facilities adjacent to their property along the secondary streets, alleyways and rear easements shall be assigned Safety EBUs equal to one-half (1/2) of the Safety EBU calculation to reflect the reduced benefit received by the parcel. The 0.5 EBU accounts for the benefit associated with the improved safety of undergrounding facilities within the local neighborhood/area of the parcel.

Based on this method of assessment, each condominium complex was assigned Aesthetic EBUs by first assigning Aesthetic EBUs to the condominium complex. Once the Aesthetic EBUs for the complex was derived, the total Aesthetic EBUs were apportioned evenly to each condo within the complex. Therefore, depending on the size of the complex and the number of units within the complex, condo parcel EBU assignments will vary from complex to complex. For single-family residences, multi-family properties, and non-residential properties, the EBUs calculated were assigned to the applicable parcel number. **Table 4-4** outlines the Aesthetic EBU calculations

Table 4-4: Aesthetic EBU Calculation

Land Use	Overhead Utilities	Aesthetics EBU Assignment
Single-Family	Yes	Lot Size / 8,700; rounded down to nearest 0.5, minimum of 1.0 EBU
	No	(Lot Size / 8,700) / 2; rounded down to nearest 0.5, minimum of 0.5 EBU
Condominium	Yes	(Complex Lot Size / 8,700; rounded down to nearest 0.5) / condos in Complex
	No	0.5 x [(Complex Lot Size / 8,700; rounded down to nearest 0.5) / condos in Complex]
Multi-Family	Yes	Lot Size / 8,700; rounded down to nearest 0.5
	No	0.5 x (Lot Size / 8,700); rounded down to nearest 0.5
Non-Residential	Yes	Lot Size / 8,700; rounded down to nearest 0.5, minimum of 1.0 EBU
	No	0.5 x (Lot Size / 8,700); rounded to nearest 0.5, minimum of 0.5 EBU
Vacant	Yes	Lot Size / 8,700; rounded down to nearest 0.5, minimum of 1.0 EBU
	No	0.5 x (Lot Size / 8,700); rounded to nearest 0.5, minimum of 0.5 EBU

ATTA

4.4 SPECIAL CASES AND EXCEPTIONS

4.4.1 *Golf Course Parcels and the Breakers*

While parcels throughout the Town benefit from the undergrounding of nearby utilities, certain parcels that make up the golf courses and the Breakers benefit to a lesser degree due to diminished return of benefit as the parcel's total acreage increases. The parcel(s) have a lower frontage-to-acreage ratio and as the parcel size increases, most the parcel's area is either the golf course itself or passive park-like facilities that do not utilize utilities. In order to account for the difference in total special benefit, the parcels associated with golf courses and parcels associated with the Breakers resort were combined as one property, repectively. To calculate these parcels' acreage, the parcel's total frontage was multiplied by a lot depth of 200 feet based on the typical depth of Low Density Residential lots throughout the Town.

4.4.2 *Bifurcated Lots*

Certain parcels within the Town have a portion of their property bifurcated as a result of South Ocean Boulevard. These properties were treated as special cases and were assigned EBUs based on the acreage of both lots associated with these properties as one contiguous parcel for assigning EBUs.

4.4.3 *Undevelopable parcels*

Vacant parcels that cannot be developed due to size of property or zoning restrictions or are parcels associated with conservation land dedicated to wildlife habitat preservation are exempt from the proposed utility undergrounding assessments because these parcels do not confer any measurable special benefit from the improvements.

4.4.4 *Parking spaces, storage and condominium cabanas*

Certain parcels are legally subdivided lots that are associated with auxiliary improvements, such as, deeded parking spaces, storage units, and condominium cabanas. As such, these types of parcels are exempt from the assessment because other associated parcels are assessed as the primary parcel of benefit.

DRAFT

5. DIAGRAM

A Diagram showing the boundaries of the proposed Utility Undergrounding Project, the dimensions of the subdivisions of land within the Town (as they existed at the time of the creation of this Report), is on file with the Town and by reference is considered part of this report.

DRAFT

6. PARCEL DATABASE

A parcel database identifying each parcel's equivalent benefit unit assignment for each of the three categories of special benefit has been provided to the Town under separate cover and by reference is made part of this Report.

DRAFT

ARTICLE II. CORPORATE LIMITS - POLICE JURISDICTION
(TOWN OF PALM BEACH CODE)

SEC. 2.01. DESCRIPTION OF CORPORATE LIMITS.

THE BOUNDARIES OF THE TOWN OF PALM BEACH, PALM BEACH COUNTY, FLORIDA SHALL BE, AND REMAIN THE SAME AS THEY PRESENTLY EXIST AS SET FORTH IN LAWS OF FLA., CH. 18762 (1937), AS AMENDED BY LAWS OF FLA., CH. 21518 (1941), AND LAWS OF FLA., CH. 24649 (1947), WITH EXTENDED POLICE JURISDICTION AS SET FORTH IN LAWS OF FLA. CH. 72-646.

EDITOR'S NOTE - LAWS OF FLA. 1972, CH. 72-646, IS SET OUT IN THE APPENDIX TO THIS CHARTER, § A-1. THE OPERATIVE PROVISIONS OF THE 1937, 1941 AND 1947 SPECIAL LAWS TO WHICH REFERENCE IS MADE IN § 2.01 READ AS FOLLOWS:

1937 CHAPTER 18762

THE BOUNDARIES OF THE TOWN OF PALM BEACH, IN PALM BEACH COUNTY, FLORIDA, SHALL BE, AND THE SAME ARE HEREBY FIXED AS FOLLOWS:

BEGINNING AT A POINT IN THE NORTH LINE OF TOWNSHIP 42 SOUTH OF RANGE 43 EAST, WHERE THE SAME INTERSECTS THE CENTER OF THE CHANNEL OF THE EAST COAST CANAL; THENCE SOUTHERLY ALONG THE CENTER OF THE CHANNEL OF THE FLORIDA EAST COAST CANAL AND LAKE WORTH TO A POINT OF INTERSECTION WITH THE NORTH LINE OF LAKE AVENUE IN THE CITY OF LAKE WORTH, FLORIDA, IF EXTENDED; THENCE EAST ON SAID EXTENDED LINE OF LAKE AVENUE TO A POINT TEN (10) FEET DISTANT FROM THE WATERS EDGE OF THE ATLANTIC OCEAN AT MEAN HIGH TIDE; THENCE SOUTHERLY PARALLELING THE WATERS EDGE OF THE ATLANTIC OCEAN ON A LINE TEN (10) FEET WESTERLY THEREOF, MEASURED AT MEAN HIGH TIDE, TO A POINT THREE HUNDRED FIFTY (350) FEET SOUTH FROM THE INTERSECTION OF THE CENTER LINE OF LAKE AVENUE IN THE CITY OF LAKE WORTH, PALM BEACH COUNTY, FLORIDA, PRODUCED, AND THE CENTER LINE OF THE OCEAN BOULEVARD, WHICH IS THE SOUTH BOUNDARY LINE OF THE CASINO PROPERTY OF SAID CITY OF LAKE WORTH AS AT PRESENT LAID OUT AND CONSTITUTED; THENCE DUE WEST ON THE SOUTH LINE OF SAID CASINO PROPERTY AND SAID LINE EXTENDED TO THE CHANNEL OF LAKE WORTH; THENCE SOUTH ALONG THE CENTER OF THE CHANNEL OF LAKE WORTH AND THE FLORIDA EAST COAST CANAL TO WHERE THE SAME INTERSECTS A PROLONGATION WESTERLY OF THE NORTH LINE OF GOVERNMENT LOT 2, SECTION 35, TOWNSHIP 44 SOUTH OF RANGE 43 EAST; THENCE RUN EASTERLY ALONG SAID PROLONGATION AND ALONG THE NORTH LINE OF GOVERNMENT LOT 2, SECTION 35, TOWNSHIP 44 SOUTH OF RANGE 43 EAST, TO WHERE THE SAME INTERSECTS THE MEAN LOW WATER MARK OF THE ATLANTIC OCEAN; THENCE IN A NORTHERLY DIRECTION ALONG THE MEAN LOW WATER MARK OF THE ATLANTIC OCEAN, INCLUDING THE LAKE WORTH INLET AND ALL STRUCTURES EXTENDING INTO THE WATERS OF THE ATLANTIC OCEAN TO A POINT WHERE THE SAME INTERSECTS THE NORTH LINE OF TOWNSHIP 42 SOUTH OF RANGE 43 EAST; THENCE IN A WESTERLY DIRECTION ALONG THE NORTH LINE OF TOWNSHIP 42 SOUTH OF RANGE 43 EAST TO THE POINT OF BEGINNING.

ALL OF THE ABOVE DESCRIBED LANDS BEING WITHIN THE COUNTY OF PALM BEACH AND STATE OF FLORIDA.

SAID PROPERTY IS ALSO DESCRIBED AS FOLLOWS:

BEGINNING AT A POINT IN THE NORTH LINE OF TOWNSHIP 42 SOUTH OF RANGE 43 EAST, WHERE THE SAME INTERSECTS THE CENTER OF THE CHANNEL OF THE EAST COAST CANAL; THENCE IN AN EASTERLY DIRECTION ALONG THE NORTH LINE OF TOWNSHIP 42 SOUTH OF RANGE 43 EAST TO A POINT WHERE THE SAME INTERSECTS THE MEAN LOW WATER MARK OF THE ATLANTIC OCEAN; THENCE IN A SOUTHERLY DIRECTION ALONG THE MEAN LOW WATER MARK OF THE ATLANTIC OCEAN, INCLUDING THE LAKE WORTH INLET, AND ALL STRUCTURES EXTENDING INTO THE WATERS OF THE ATLANTIC OCEAN, TO A POINT WHERE THE NORTH LINE OF GOVERNMENT LOT 2, SECTION 35, TOWNSHIP 44 SOUTH OF RANGE 43 EAST INTERSECTS THE LOW WATER MARK OF THE ATLANTIC OCEAN; THENCE WESTERLY ALONG THE NORTH LINE OF GOVERNMENT LOT 2, SECTION 35, TOWNSHIP 44 SOUTH OF RANGE 43 EAST AND A PROLONGATION THEREOF WESTWARDLY TO THE CENTER OF THE CHANNEL OF LAKE WORTH; THENCE NORTHERLY ALONG THE CENTER OF THE CHANNEL OF LAKE WORTH AND THE FLORIDA EAST COAST CANAL TO THE POINT OF BEGINNING. EXCEPTING FROM THE ABOVE DESCRIPTION ANY PORTION OF HYPOLUXO ISLAND CONTAINED THEREIN, AND FURTHER EXCEPTING THEREFROM THAT PORTION OF THE ABOVE LANDS KNOWN AS THE LAKE WORTH CASINO AND WITHDRAWN FROM THE ABOVE CORPORATE LIMITS OF THE TOWN OF PALM BEACH, FLORIDA, UNDER AND BY VIRTUE OF CHAPTER 17579 (SENATE BILL 837) SPECIAL ACTS OF THE LEGISLATURE OF THE STATE OF FLORIDA, 1935.

ALL ORDINANCES HERETOFORE PASSED AND ALL ACTIONS PERFORMED, STEPS TAKEN AND THINGS DONE, OR CAUSED TO BE DONE AND PERFORMED BY THE TOWN OF PALM BEACH AND THE OFFICERS THEREOF, EXTENDING THE LIMITS OF SAID TOWN TO THE BOUNDARIES SET FORTH IN SECTION 1 (THE PRECEDING PARAGRAPH) HEREOF BE, AND THE SAME ARE HEREBY VALIDATED AND CONFIRMED AND DECLARED TO BE LAWFUL AND BINDING FROM THE RESPECTIVE DATES THEREOF.

1941 CHAPTER 21518

SECTION 1. THAT THE FOLLOWING DESCRIBED PROPERTY, LOCATED WITHIN THE TERRITORIAL LIMITS OF THE TOWN OF PALM BEACH IN PALM BEACH COUNTY, FLORIDA, AS PRESENTLY DEFINED AND MORE PARTICULARLY DESCRIBED AS FOLLOWS, TO WIT:

ALL THAT PART OF THE TOWN OF PALM BEACH AS PRESENTLY DEFINED, WHICH LIES NORTHERLY OF THE NORTHERLY SIDE OF THE SHIP CHANNEL OF THE PORT OF PALM BEACH.

BE AND THE SAME IS HEREBY EXCLUDED FROM THE TERRITORIAL LIMITS OF SAID TOWN OF PALM BEACH.

1947 CHAPTER 24649

SECTION 1. THE BOUNDARIES OF THE CITY OF LAKE WORTH, A MUNICIPAL CORPORATION IN PALM BEACH COUNTY, FLORIDA SHALL BE AS FOLLOWS:

BEGINNING AT THE SOUTHEAST CORNER OF THE NORTHEAST ONE QUARTER (1/4) OF SECTION THIRTY-THREE (33), TOWNSHIP FORTY-FOUR (44) SOUTH, RANGE FORTY-THREE (43) EAST; THENCE WEST FOLLOWING THE EAST AND WEST CENTER LINE OF SAID SECTION (THIRTY-THREE) (33) TO THE SOUTHWEST CORNER OF THE NORTHWEST ONE-QUARTER (1/4) OF SAID SECTION THIRTY-THREE (33); THENCE NORTH FOLLOWING THE SECTION LINE BETWEEN SECTIONS THIRTY-TWO (32) AND THIRTY-THREE (33), AND BETWEEN SECTIONS TWENTY (20) AND TWENTY-ONE (21), AND BETWEEN SECTIONS SIXTEEN (16) AND SEVENTEEN (17), ALL IN TOWNSHIP FORTY-FOUR (44) SOUTH, RANGE FORTY-THREE (43) EAST, TO A POINT FIVE HUNDRED (500) FEET SOUTH OF THE NORTHEAST CORNER OF SECTION SEVENTEEN (17) IN TOWNSHIP FORTY-FOUR (44) SOUTH, RANGE FORTY THREE (43) EAST; THENCE EASTERLY AND PARALLEL TO THE NORTH LINE OF SECTION SIXTEEN (16), IN TOWNSHIP FORTY-FOUR (44) SOUTH, RANGE FORTY THREE (43) EAST, TO THE CENTER OF THE LAKE WORTH DRAINAGE DISTRICT CANAL E-4; THENCE NORTHEASTERLY FOLLOWING THE CENTER LINE OF SAID CANAL TO THE CENTER LINE OF THE WEST PALM BEACH CANAL; THENCE EASTERLY FOLLOWING THE CENTER LINE OF THE WEST PALM BEACH CANAL TO THE WATERS OF LAKE WORTH; THENCE EAST TO THE MIDDLE OF THE CHANNEL OF LAKE WORTH; THENCE SOUTHERLY FOLLOWING THE MIDDLE OF THE CHANNEL OF LAKE WORTH TO THE NORTH SIDE OF THE BRIDGE CROSSING LAKE WORTH AT THE CITY OF LAKE WORTH; THENCE EASTERLY FOLLOWING THE NORTH SIDE OF SAID BRIDGE TO THE CAUSEWAY; THENCE EAST TO A POINT TEN (10) FEET WEST OF THE WATERS EDGE OF THE ATLANTIC OCEAN AT MEAN HIGH TIDE; THENCE SOUTHERLY FOLLOWING A LINE TEN (10) FEET WEST OF THE WATERS EDGE OF THE ATLANTIC OCEAN AT MEAN HIGH TIDE TO THE SOUTH BOUNDARY OF THAT OCEANFRONT PROPERTY NOW OWNED BY THE SAID CITY OF LAKE WORTH; THENCE WESTERLY FOLLOWING SAID SOUTH BOUNDARY LINE TO THE SOUTHEAST CORNER OF THAT PROPERTY DEEDED TO THE LAKE WORTH BROADCASTING CORPORATION AS DESCRIBED IN DEED BOOK 631 AT PAGE 155 PALM BEACH COUNTY RECORDS; THENCE NORTHERLY FOLLOWING THE EAST BOUNDARY OF SAID LAKE WORTH BROADCASTING PROPERTY TO THE NORTHEAST CORNER THEREOF; THENCE WESTERLY FOLLOWING THE NORTH BOUNDARY OF SAID LAKE WORTH BROADCASTING PROPERTY TO THE WATERS OF LAKE WORTH; THENCE WEST TO THE MIDDLE OF THE CHANNEL OF LAKE WORTH; THENCE SOUTHERLY FOLLOWING THE MIDDLE OF THE CHANNEL OF LAKE WORTH TO THE EAST AND WEST CENTER LINE OF SECTION THIRTY-FOUR (34) IN TOWNSHIP FORTY-FOUR (44) SOUTH, RANGE FORTY-THREE (43) EAST; THENCE WEST FOLLOWING SAID CENTER LINE TO THE POINT OF BEGINNING.

STATE LAW REFERENCE-MUNICIPAL ANNEXATION AND CONTRACTION OF BOUNDARIES F.S. CH. 171

NOTES:

1) THIS MAP HAS BEEN PREPARED WITH REFERENCE INFORMATION AND/OR ASSISTANCE FROM THE US ARMY CORPS OF ENGINEERS, THE PALM BEACH COUNTY SURVEY SECTION, THE TOWN OF PALM BEACH AND THE PALM BEACH COUNTY PROPERTY APPRAISER.

2) THE NORTHERLY CORPORATE LIMIT OF THE TOWN OF PALM BEACH IS THE "NORTHERLY SIDE OF THE SHIP CHANNEL OF THE PORT OF PALM BEACH". SAID NORTHERLY LIMIT IS BASED ON THE US ARMY CORPS OF ENGINEERS REAL ESTATE MAP FOR THE PALM BEACH HARBOR PROJECT, PROJECT NO. C-461, SHEET 1 OF 1, DATED JUNE 22, 1951, WITH LAST REVISION DATED OCTOBER 12, 1972, AND THE US ARMY CORPS OF ENGINEERS, PALM BEACH HARBOR, FLORIDA, 33 FOOT PROJECT CONTROL DATA SHEET, D.O. FILE NO. 16-28,608, SHEET 1 OF 1, DATED MARCH 1964.

3) THE WESTERLY CORPORATE LIMIT OF THE TOWN OF PALM BEACH IS THE "CENTER OF THE CHANNEL OF LAKE WORTH AND THE FLORIDA EAST COAST CANAL." SAID WESTERLY LIMIT IS BASED ON THE US ARMY CORPS OF ENGINEERS REAL ESTATE MAP FOR THE INTRACOASTAL WATERWAY, JACKSONVILLE TO MIAMI, PROJECT NO. C-452, DRAWING NO. RE-C12,214, SHEETS 65 THROUGH 70, INCLUSIVE, OF 97, WITH LAST REVISION DATED MARCH 31, 1965, AND THE US ARMY CORPS OF ENGINEERS, INTRACOASTAL WATERWAY, JACKSONVILLE TO MIAMI, FLORIDA, MELBOURNE TO MIAMI 10 FT. PROJECT CONTROL DATA SHEETS, D.O. FILE NO. 8B-24,258, SHEETS 8, 9 AND 10 OF 20, DATED AUGUST 1961.

4) THE EXCLUDED PORTION OF THE ISLAND, SHOWN AS THE CITY OF LAKE WORTH WAS DETERMINED BASED ON INFORMATION OBTAINED FROM THE PALM BEACH COUNTY SURVEY SECTION AND THE PALM BEACH COUNTY PROPERTY APPRAISER.

5) THE SOUTHERLY CORPORATE LIMIT OF THE TOWN OF PALM BEACH IS THE "NORTH LINE OF GOVERNMENT LOT 2, SECTION 35, TOWNSHIP 44 SOUTH OF RANGE 43 EAST AND A PROLONGATION THEREOF WESTWARDLY TO THE CENTER OF THE CHANNEL OF LAKE WORTH." SAID SOUTHERLY LIMIT IS BASED UPON INFORMATION OBTAINED FROM THE PALM BEACH COUNTY SURVEY SECTION AND THE PALM BEACH COUNTY PROPERTY APPRAISER. THE SOUTHERLY LINE IS FURTHER MODIFIED "EXCEPTING FROM THE ABOVE DESCRIPTION ANY PORTION OF HYPOLUXO ISLAND...." **NOTE:** THE LIMITS OF THE EXCLUDED PORTION OF THE NORTH END OF HYPOLUXO ISLAND, AS SHOWN HEREON, ARE ARBITRARILY PLACED 200 FEET TOWARD THE TOWN OF PALM BEACH FROM THE PLATTED LOT LINES OF THE PLAT OF LAKE SHORES AS RECORDED IN PLAT BOOK 23, PAGE 216 OF THE PUBLIC RECORDS OF PALM BEACH COUNTY, FLORIDA.

6) THE EASTERLY CORPORATE LIMIT OF THE TOWN OF PALM BEACH IS THE "MEAN LOW WATER MARK OF THE ATLANTIC OCEAN." SAID EASTERLY LIMIT, AS SHOWN HEREON, IS APPROXIMATE AND HAS BEEN DIGITIZED FROM DIGITAL AERIAL PHOTOGRAPHS PROVIDED BY THE TOWN OF PALM BEACH OFFICE OF INFORMATION SYSTEMS. NOTE: THE MEAN LOW WATER MARK (LINE) IS DEFINED AS "THE INTERSECTION OF THE TIDAL PLANE OF MEAN LOW WATER WITH THE SHORE". AS THE BEACH ACCRETES OR RELICTS THE HORIZONTAL LOCATION OF THE MEAN LOW WATER LINE VARIES. THE PROCESS OF LOCATING THE MEAN LOW WATER LINE IS ESTABLISHED BY RULE OF THE STATE OF FLORIDA AND IS BEYOND THE SCOPE OF THIS MAP.

7) THE OWNERSHIP PARCELS SHOWN HEREON WERE PROVIDED BY THE PALM BEACH COUNTY APPRAISERS OFFICE THROUGH THE TOWN OF PALM BEACH OFFICE OF INFORMATION SYSTEMS AND ARE AS COMPLETE AND ACCURATE AS THE INFORMATION PROVIDED.

8) THIS MAP IS NOT A BOUNDARY SURVEY AS DEFINED IN CHAPTER 61G17 OF THE FLORIDA ADMINISTRATIVE CODE, PURSUANT TO CHAPTER 472 FLORIDA STATUTES. ALL LINES SHOWN HEREON ARE BASED UPON A COMPILATION OF THE INFORMATION SOURCES REFERENCED HEREIN FOR THE PURPOSE OF PROVIDING A GRAPHIC REPRESENTATION (MAP) OF THE CORPORATE LIMITS-POLICE JURISDICTION OF THE TOWN OF PALM BEACH AND DO NOT REPRESENT THE RESULTS OF A FIELD SURVEY.

REVISIONS:

NOT VALID WITHOUT CERTIFIED SURVEYORS SEAL

BOUNDARY MAP OF THE
TOWN OF PALM BEACH
CORPORATE LIMITS -
POLICE JURISDICTION
TOWN OF PALM BEACH, PALM BEACH CO., FL

W.L.FISH & COMPANY
PROFESSIONAL SURVEYORS AND MAPPERS
105 S. Narcissus Ave., Suite 712, West Palm Beach, Florida 33401
Phone: (561)833-5001 Fax: (561)659-8745
E-mail: mapperz@wlfish.com

DRAWN: W. HAAS
CHECKED: W. L. FISH
DATE: 01/02/2001
JOB NO. 2000-136
SHEET NO. 1 OF 9

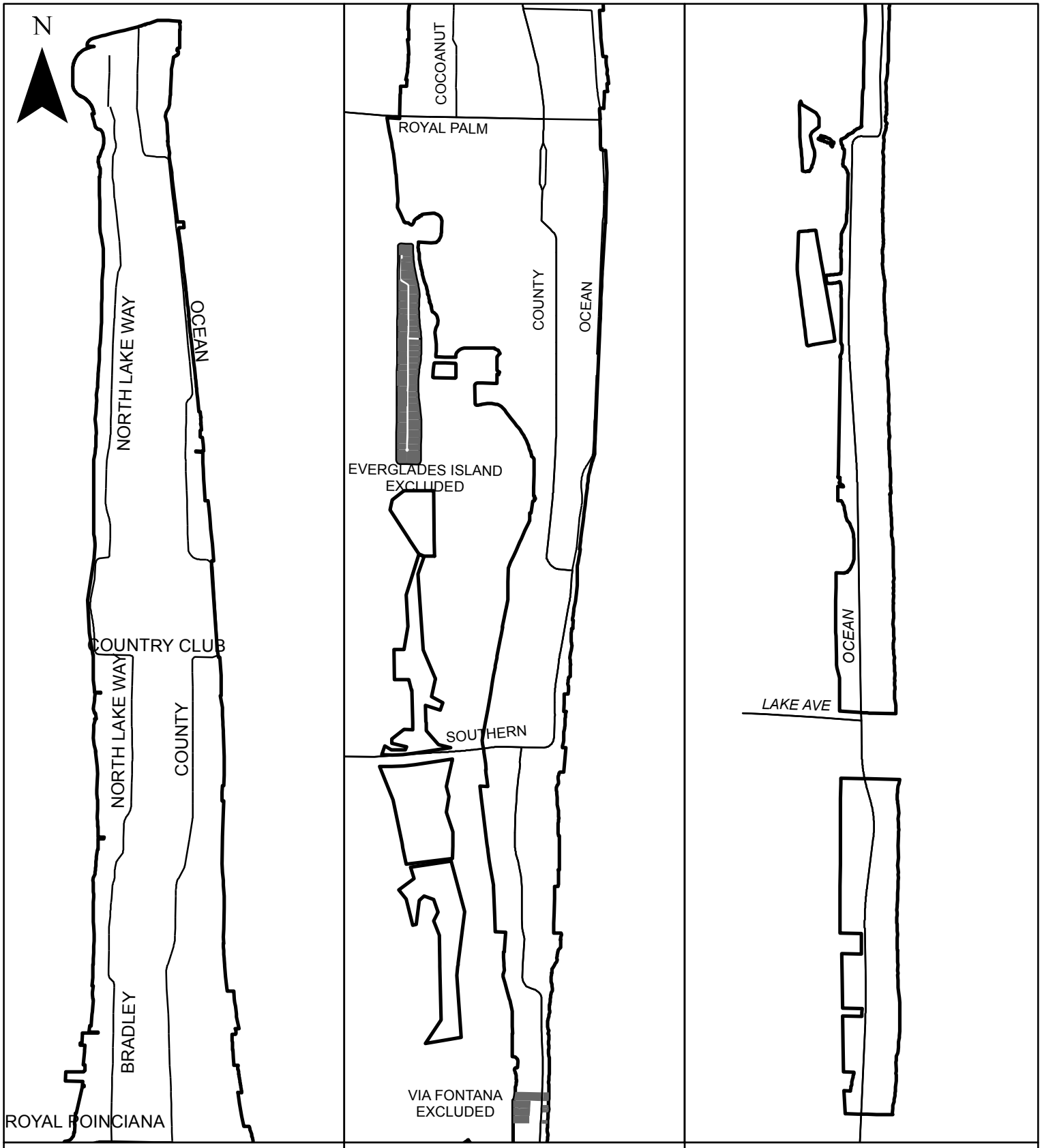

Legend

MAJOR ROAD

TOWN LAND BOUNDARY

ASSESSED PARCELS NOT INCLUDED

EVERGLADES ISLAND

VIA FONTANA

0 4,000 Feet

PROJECT BOUNDARY MAP

PALM BEACH COUNTY, FLORIDA

TOWN OF PALM BEACH
PROJECT AREA

THIS IS NOT A SURVEY

Date: 12/1/2015

Town-Wide Utility Undergrounding

Financing Options

Underground Utilities Task Force Meeting

April 4, 2017

Historical and Current Interest Rates

AAA G.O. MMD Yields (June 1, 1986 – March 24, 2017)

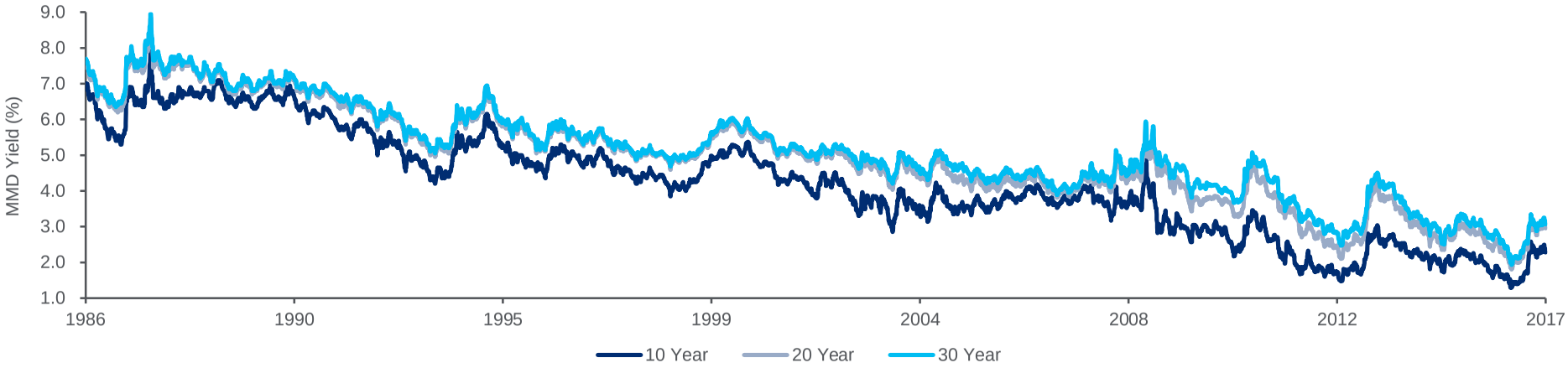

% of Time MMD has been Lower Since 1986

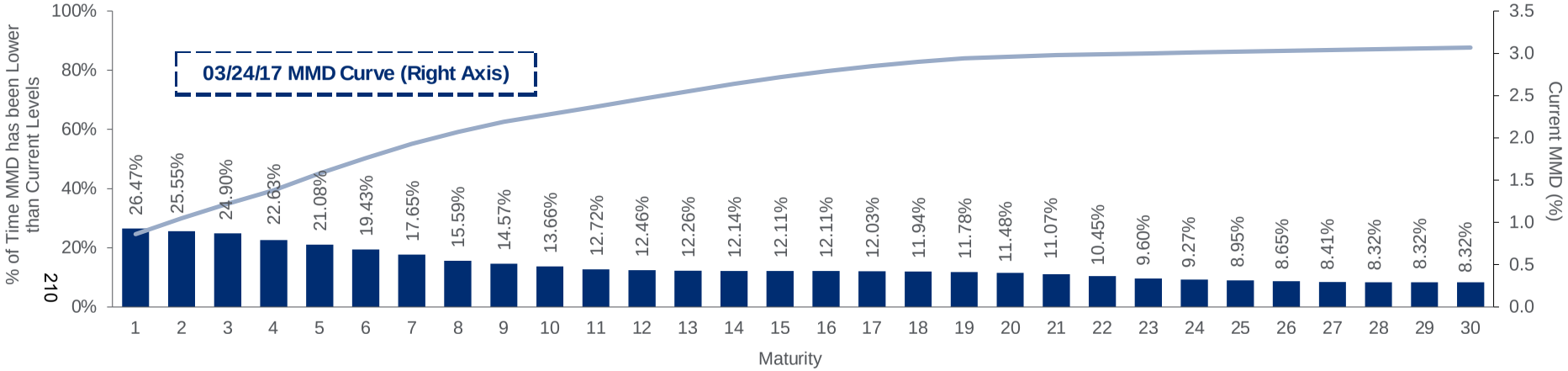

Source: Thomson Reuters, data as of March 24, 2017.

Comparison – General Obligation vs. Revenue Bonds

- The below table shows comparison of key financing statistics for general obligation bonds and revenue bonds. These are based on market conditions as of March 27, 2017 and a $90,000,000 project amount.

General Obligation Bonds:		
	Rating	AAA
	All InTrue Interest Cost	3.88%
	Annual Debt Service	5,100,000
	Total Debt Service	152,900,000
Revenue Bonds:		
	Rating	AA+
	All InTrue Interest Cost	4.00%
	Annual Debt Service	5,175,000
	Total Debt Service	155,150,000

Cost Breakdown – Line of Credit / Long Term Borrowings Year 2 and 5

- The below table is an excerpt from the excel model that shows the sensitivity analysis on a line of credit for year 1 costs followed by long term borrowings.
- Assumes all properties are assessed from outset for a period of 30 years

Project Cost	90,000,000							
Annual Assessment Collection	5,080,000							
Issuance Date	7/1/2017	7/1/2018	7/1/2019	7/1/2020	7/1/2021			
Short Term\Line of Credit Interest Rate	2.00%							
Long Term Interest Rate		4.25%			4.50%			
Project Funding Line of Credit Draw	10,950,000							
Project Funding Excess Assessments		4,861,000	3,415,569	3,415,569	3,415,569			
Additional Funding from Long Term Takeout		16,500,000			47,442,292			
Total Construction Cost	10,950,000	21,361,000	3,415,569	3,415,569	50,857,861	90,000,000		
Long Term Bond Takeout		27,450,000			47,442,292	74,892,292	-	
Annual Assessment Collection (Years 1-4)		5,080,000						
Annual Assessment Collection (Years 5-30)		4,796,636						
Total Assessment Collection/Debt Service		145,032,529						
Date	2017 Draw Interest Payment	2018 Long Term Bond Payment			2021 Long Term Bond Payment	Cumulative Debt Service	Assessment Collection	Excess Collections Toward Projects
7/1/2018	219,000					219,000	5,080,000	4,861,000
7/1/2019		1,664,431				1,664,431	5,080,000	3,415,569
7/1/2020		1,664,431				1,664,431	5,080,000	3,415,569
7/1/2021		1,664,431				1,664,431	5,080,000	3,415,569
7/1/2022		1,664,431			3,132,205	4,796,636	4,796,636	0
7/1/2023		1,664,431			3,132,205	4,796,636	4,796,636	0

Cost Breakdown – Line of Credit / Long Term Borrowings Year 3 and 5

- The below table is an excerpt from the excel model that shows the sensitivity analysis on a line of credit for year 1 and 2 costs followed by long term borrowings.
- Assumes all properties are assessed from outset for a period of 30 years

Project Cost	90,000,000							
Annual Assessment Collection	5,080,000							
Issuance Date	7/1/2017	7/1/2018	7/1/2019	7/1/2020	7/1/2021			
Short Term\Line of Credit Interest Rate	2.00%	2.00%						
Long Term Interest Rate			4.50%		4.50%			
Project Funding Line of Credit Draw	10,950,000	3,500,000						
Project Funding Excess Assessments		4,861,000	4,791,000	3,399,875	3,399,875			
Additional Funding from Long Term Takeout			12,000,000		47,098,251			
Total Construction Cost	10,950,000	8,361,000	16,791,000	3,399,875	50,498,125	90,000,000		
Long Term Bond Takeout			26,450,000		47,098,251	73,548,251	-	
Annual Assessment Collection (Years 1-4)			5,080,000					
Annual Assessment Collection (Years 5-30)			4,789,616					
Total Assessment Collection/Debt Service			144,850,021					
Date	2017 Draw Interest Payment	2018 Draw Interest Payment	2019 Long Term Bond Payment		2021 Long Term Bond Payment	Cumulative Debt Service	Assessment Collection	Excess Collections Toward Projects
7/1/2018	219,000					219,000	5,080,000	4,861,000
7/1/2019	219,000	70,000				289,000	5,080,000	4,791,000
7/1/2020			1,680,125			1,680,125	5,080,000	3,399,875
7/1/2021			1,680,125			1,680,125	5,080,000	3,399,875
7/1/2022			1,680,125		3,109,491	4,789,616	4,789,616	0
7/1/2023			1,680,125		3,109,491	4,789,616	4,789,616	0

Cost Breakdown – Line of Credit / Long Term Borrowing Year 4

- The below table is an excerpt from the excel model that shows the sensitivity analysis on a line of credit for year 1 - 3 costs followed by a long term borrowing.
- Assumes all properties are assessed from outset for a period of 30 years

Project Cost	90,000,000						
Annual Assessment Collection	5,080,000						
Issuance Date	7/1/2017	7/1/2018	7/1/2019	7/1/2020			
Short Term\Line of Credit Interest Rate	2.00%	2.00%	2.00%				
Long Term Interest Rate				4.50%			
Project Funding Line of Credit Draw	10,950,000	3,500,000	5,000,000				
Project Funding Excess Assessments		4,861,000	4,791,000	4,691,000			
Additional Funding from Long Term Takeout				56,207,000			
Total Construction Cost	10,950,000	8,361,000	9,791,000	60,898,000	90,000,000		
Long Term Bond Takeout				75,657,000	75,657,000	-	
Annual Assessment Collection (Years 1-3)				5,080,000			
Annual Assessment Collection (Years 4-30)				4,896,480			
Total Assessment Collection/Debt Service				147,444,968			

Date	2017 Draw Interest Payment	2018 Draw Interest Payment	2019 Draw Interest Payment	2020 Long Term Bond Payment	Cumulative Debt Service	Assessment Collection	Excess Collections Toward Projects
7/1/2018	219,000				219,000	5,080,000	4,861,000
7/1/2019	219,000	70,000			289,000	5,080,000	4,791,000
7/1/2020	219,000	70,000	100,000		389,000	5,080,000	4,691,000
7/1/2021				4,896,480	4,896,480	4,896,480	0
7/1/2022				4,896,480	4,896,480	4,896,480	0

Summary

- Line of Credit for Year 1 and Long Term Borrowings Year 2 and 5:

Annual Assessment Collection (Years 1-4)	5,080,000
Annual Assessment Collection (Years 5-30)	4,796,636
Total Assessment Collection/Debt Service	145,032,529

- Line of Credit for Years 1-2 and Long Term Borrowings Year 3 and 5:

Annual Assessment Collection (Years 1-4)	5,080,000
Annual Assessment Collection (Years 5-30)	4,789,616
Total Assessment Collection/Debt Service	144,850,021

- Line of Credit for Year 1-3 and Long Term Borrowing Year 4:

Annual Assessment Collection (Years 1-3)	5,080,000
Annual Assessment Collection (Years 4-30)	4,896,480
Total Assessment Collection/Debt Service	147,444,968

Note: Assumptions as shown on slides 4-6

Recommendation

- Approve Master Bond Resolution and determine, in consultation with legal counsel, whether to commence bond validation process
  - Bonds to be secured by full faith and credit (general obligation) or non ad valorem revenues of the Town (revenue bonds)?
  - Bonds further secured by special assessments to be collected from all Town properties from outset.

- Undertake request for proposals (RFP) for line of credit secured by non ad valorem revenues of the Town to provide interim financing
  - RFP will provide for 3 options:
    - 1 Year Line of Credit at not to exceed amount of $12,000,000
    - 2 Year Line of Credit at not to exceed amount of $16,000,000
    - 3 Year Line of Credit at not to exceed amount of $21,000,000
  - Based on RFP results, the Taskforce and Town council can decide which option to pursue
  - If given permission to proceed, line of credit can be closed within approximately 60 days

- Continue to monitor the legal process and determine at a later date when to pursue initial long term bond take out

TOWN OF PALM BEACH

Information for Town Council Meeting on: April 13, 2017

TO: Mayor and Town Council

VIA: Thomas G. Bradford, Town Manager

FROM: H. Paul Brazil, P. E., Director of Public Works

RE: Approve a Purchase Order for Pre-Construction Management Services for the Town-Wide Overhead Utility Undergrounding Phase 1-South
Resolution No. 49-2017

DATE: March 16, 2017

STAFF RECOMMENDATION

Town staff recommends that Town Council approve Resolution No. 49-2017, approving a purchase order for Pre-Construction Management Services to Whiting-Turner Contracting Company (WT), for the Town-Wide Overhead Utility Undergrounding Phase 1-South Project establishing a pre-construction phase services budget in the amount of $22,200.

GENERAL INFORMATION

At the March 14, 2017 Town Council Meeting, Town Council ratified the Selection Committee's recommendation and authorized staff to enter into contract negotiations with WT for the Town-Wide Overhead Utility Undergrounding Phase 1-South Project. The design includes undergrounding of FPL, AT&T, and Comcast utilities along South Ocean Boulevard from Sloans Curve south to the southern Town limits, including Ibis Isle and through the Lake Worth area. The undergrounding project also includes street light improvements. The plans and specifications are presently at 90% complete and construction is anticipated to begin in June. Staff plans to bring the negotiated Guaranteed Maximum Price (GMP) to Town Council for approval at the June 13, 2017 Town Council meeting.

WT's scope of work for pre-construction services will include review and input of project cost and schedule, constructability review, development of subcontractors list and bidding sheets, and development of a GMP to be presented for award at the June 13, 2017 Town Council meeting. WT was selected to perform the Construction Management at Risk (CMR) services as a result of RFQ 2017-14. This selection was ratified by Town Council at the March 13, 2017 Town Council meeting.

Negotiations for these services were conducted by the Town Engineer, Attorney Peter Brandt (Construction Management Contracting Expert), and Purchasing staff. Staff recommends approving a purchase order for Pre-Construction Management Services with WT, in the amount of $22,200.

FUNDING/FISCAL IMPACT

Funding for this Resolution is available in the reserves of the Town-Wide Undergrounding of Utilities Fund.

PURCHASING REVIEW

This item has been reviewed by the Purchasing Division and approved as recommended.

TOWN ATTORNEY REVIEW

This resolution has been reviewed and approved by the Town Attorney for legal form and sufficiency.

Attachment

cc: Jane Struder, Director of Finance
Patricia Strayer, P.E., Town Engineer
Adis Pedraza, Purchasing Manager
Mike Roach, P.E., Project Manager

RESOLUTION NO. 49-2017

A RESOLUTION OF THE TOWN COUNCIL OF THE TOWN OF PALM BEACH, PALM BEACH COUNTY, FLORIDA, APPROVING A PURCHASE ORDER FOR PRE-CONSTRUCTION MANAGEMENT SERVICES FOR THE TOWN-WIDE OVERHEAD UTILITY UNDERGROUNDING PHASE 1-SOUTH PROJECT TO WHITING-TURNER CONTRACTING COMPANY, ESTABLISHING A PRE-CONSTRUCTION PHASE SERVICES BUDGET OF $22,200.

* * * * *

BE IT RESOLVED BY THE TOWN COUNCIL OF THE TOWN OF PALM BEACH, PALM BEACH COUNTY, FLORIDA, as follows:

Section 1. The Town Council of the Town of Palm Beach hereby approves a purchase order for Pre-Construction Management Services for Town-Wide Overhead Utility Undergrounding Phase 1-South Project to Whiting-Turner Contracting Company, establishing a pre-construction phase services budget of $22,200.

Section 2. The Town Manager is hereby authorized to execute a purchase order on behalf of the Town of Palm Beach for this improvement, and is authorized to approve additional tasks, as necessary.

Section 3. The Town Manager, or his designee, is hereby authorized and directed to take such further actions as may be necessary to effectuate the completion of the said project work, including any necessary change order work as recommended by the Public Works Director.

PASSED AND ADOPTED in a regular, adjourned session of the Town Council of the Town of Palm Beach on this 13th day of April 2017.

Gail L. Coniglio, Mayor	Richard M. Kleid, Town Council President
	Danielle H. Moore, Council President Pro Tem
	Julie Araskog, Town Council Member
ATTEST:	Bobbie Lindsay, Town Council Member
Susan A. Owens, MPA, MMC, Town Clerk	Margaret A. Zeidman, Town Council Member

PRE-CONSTRUCTION SERVICES AGREEMENT
Town-Wide Overhead Utility Undergrounding Phase I – South

This Pre-Construction Services Agreement ("AGREEMENT") dated as of April ___ 2017, is made by and between The Town of Palm Beach, Florida ("OWNER") and Whiting-Turner Contracting Company, a Maryland corporation, with its principal place of business located at 1901 W. Cypress Creek Road, Suite 101 Fort Lauderdale, Florida, 33309 ("CONTRACTOR").

RECITALS

A. OWNER is planning to proceed with Town-Wide Overhead Utility Undergrounding Phase I – South thereon ("Project") located in the Town of Palm Beach under the contractual modality known as Construction Manager (CMAR); and,

B. CONTRACTOR has certified that it is licensed to do business in Palm Beach County, Florida, licensed as general contractor in the State of Florida, and has represented to Owner that Contractor has extensive experience and expertise in general construction and construction management; and,

C. IN RELIANCE upon Contractor's representations and expertise, Owner, subject to the approval of the Town Council, or the Town Manager as applicable under Town Ordinances or Florida law, shall assist in pre-construction activities in order to provide a Guaranteed Maximum Price (GMP) and other services as described herein, with the intention, that, at the parties' discretion, Owner and Contractor will make a good faith attempt to negotiate and execute a mutually acceptable contract for Contractor to construct the improvements in accordance with construction documents produced by Owner's design professionals in a CMAR format, subject to Town Council approval.

NOW THEREFORE, in consideration of the mutual covenants and promises contained herein, and other good and valuable consideration, the receipt and sufficiency of which is hereby acknowledged, the parties hereto agree as follows:

1. **Recitals**. The foregoing recitals are incorporated herein by this reference and made a part hereof.

2. **Relationship of the Parties**. Contractor acknowledges and accepts the relationship of trust and confidence established with the Owner by this Agreement, and covenants with the Owner to furnish Contractor's best, reasonable skill and judgment, and to cooperate with the Engineer in furthering the interests of the Owner. Contractor shall furnish pre-construction services and use its best efforts to perform those services in an expeditious and economical manner consistent with the interests of the Owner. The Owner shall endeavor to promote harmony and cooperation among the Owner, Engineer, Contractor, and other persons or entities employed by the Owner for the Project. Information under the Owner's control, or responses or actions required from the Owner, shall be furnished by the Owner with reasonable promptness to avoid delay in Contractor's performance of the pre-construction services. The parties agree that

Contractor is an independent contractor and not an employee of Owner, and nothing in this Agreement shall be construed to create an employer/employee relationship between the parties.

3. **Services**. Subject to the terms and conditions hereinafter set forth, Contractor agrees to provide the services set forth in all Articles of this Agreement ("Services") for a fee of $22,200, all in accordance with all local, state, and federal law, codes, regulations, standards and orders ("Applicable Law"):

Task I

PRE-CONSTRUCTION PROGRESS MEETINGS:

This scope includes the CONTRACTOR conducting weekly team progress meetings attended by CONTRACTOR, design professionals, Owner, and others as requested. The CONTRACTOR shall provide agendas and produce meeting notes from each meeting documenting the issues of the project, assigning responsibility for issue resolution, and tracking the timelines for issue resolution.

TASK I – TOTAL FEE $4,200

Task II

PRE-CONSTRUCTION SCHEDULING:

This scope includes initial data collection with design professionals providing necessary permits required and timelines for applications and securing all permits.

Based on the provided information, the CONTRACTOR will develop a master Pre-Construction Phase Bar Chart schedule incorporating design development, permitting, plan review, cost estimate preparation, guaranteed maximum price preparation, submittal review and approval, long lead item identification and procurement, kickoff informational meeting, and project ground-breaking.

TASK II – TOTAL FEE $3,600

Task III

A. CONSTRUCTABILITY REVIEW:

The scope includes continual review of the plan details as periodically provided by the Design Team. The review shall report to the Owner as to any design criteria which may present considerable constructability challenges. This scope also will assist the Design Team in any plan modifications and re-design.

TASK III.A – TOTAL FEE $2,400

B. GUARANTEED MAXIMUM PRICE (GMP) 90% PLANS:

The scope consists of the CONTRACTOR preparing the guaranteed maximum price and the final construction budget based on the construction documents provided by the design team. The GMP shall consist of a detailed line item quantity survey for all major items of work to be performed. Those project scope of work items that 90% plans were not yet developed for, may be included in the GMP as Allowance items, or may be added to the contract at a

future date by change order. The CONTRACTOR's general conditions shall be detailed as well as the construction phase fee. The aforementioned information shall be presented to the Owner along with all supporting documentation for review and approval. This agreed upon document shall become the basis of the construction services phase of the project and shall conclude the pre-construction services phase of the project.

TASK III.B – TOTAL FEE $12,000

4. **Fees**. (a) The Contractor shall perform the above-referenced Services on a stipulated, lump-sum basis, not-to-exceed, in any event, without the express written consent of Owner first being obtained, the amounts set forth in each Services work scope enumerated in Article 3 above. In that regard, Contractor has provided its Estimate Summaries for each Services work scope, which are attached hereto as composite Exhibit "A." Contractor represents to Owner that Contractor has carefully reviewed the pre-construction services necessary to fulfill each services work scope, and that its estimates therefore in composite Exhibit "A" reflect, without exaggeration and to the best of Contractor's knowledge and belief, the labor, personnel and other expenses reasonably necessary to complete and discharge each such scope. Except for Additional Services, in the event Contractor's estimates are exceeded, Contractor understands and agrees that its compensation is limited to the assigned stipulated, lump-sum amounts in Article 3 above, on a stand-alone basis.

5. **Additional Services**. The Owner reserves the right to request the CONTRACTOR to provide Additional Services. The CONTRACTOR shall provide Owner with a written proposal to perform said Additional Services, and CONTRACTOR shall perform such Additional Services after receiving a signed copy of the proposal from Owner indicating Owner's written permission to proceed. This Agreement shall be modified to reflect such Owner-approved agreements regarding the cost and time to complete said Additional Services.

6. **Term**. This Agreement shall commence as of the date first written above ("Effective Date") and shall remain in effect until the Work is complete or four (4) months thereafter, with the Owner having the option, upon five (5) business days' written notice, to extend the term for up to two (2) individual, additional one (1) month terms. In no event, however, shall the term of this Agreement continue for more than six (6) months from the Effective Date. Time is of the essence as to all deadlines set forth in this Agreement. This Agreement shall terminate as of the effective date of the CMAR contract executed by the parties, if any. CONTRACTOR specifically understands and agrees that its performance, in whole or in part, of this Agreement, does not in any manner obligate Owner to later award and execute any contract, of any nature whatsoever, with CONTRACTOR.

7. **Payment**. (a) Fees and expenses described in Article 4 shall be billed monthly in arrears. Provided an application for payment and all detailed supporting documentation reasonably required by Owner is received by the last day of a month, payments shall be made no later than the fifteenth (15) day of the following month. Otherwise, payments shall be made within twenty (20) days of receipt of the CONTRACTOR's application and all required supporting documentation thereto. No payment, however, shall be made unless and until

Contractor provides Owner with all documentation supporting and evidencing the hours and other amounts billed, and partial or final releases, as the case may be, from itself and all subcontractors and other entities, if any, providing labor, materials, equipment and/or services to the Project, inform satisfactory to Owner. Certified payroll records for all employees for which reimbursement is sought, shall be supplied to Owner upon request, and made available to the Owner for inspection or audit at the Owner's option at any time during the life of this Agreement, and for a period of three (3) years after final payment. (b) In the event this Agreement is terminated, as provided hereunder, Owner shall, in conformance with Article 14 below, pay Contractor the fees and expenses referenced in Article 4, for all Services completed as of the termination date, minus any substantiated set-offs that Owner may have against CONTRACTOR.

8. **Final Payment and Release**. Upon satisfactory completion by the Contractor and acceptance by the Owner of all Services required pursuant to this Agreement, or all Services performed prior to the termination of said Agreement if so terminated, and upon receipt of all required supporting documentation and final releases and claim waivers (in the form satisfactory to Owner) from Contractor and its subcontractors and other entities, if any, providing labor, materials, equipment and/or services to the Project, final payment shall be made to the Contractor. Acceptance by the Contractor of final payment hereunder shall operate as, and shall be a release to the Owner from all claims and liability to the Contractor and its successors, legal representatives, and assigns for anything done or furnished under or arising out of the provisions of this Agreement. No payment, final or otherwise, shall release the Contractor from any obligation under this Agreement.

9. **Confidentiality**. Owner may disclose to Contractor or allow Contractor access to certain information and materials of Owner that are confidential, including without limitation, security and other data that are exempt from public access under Chapter 119, Florida Statutes. Confidential information shall not include information which is within the public domain, or that may lawfully be obtained by Contractor from a third party without an obligation of confidentiality. At all times, both during and after the Term, Contractor shall use said confidential information, if any, with a reasonable degree of care to prevent the unauthorized use, dissemination and publication thereof, so long as such information is clearly identified by Owner as being "Confidential." Notwithstanding the foregoing, Contractor may disclose information that may be considered confidentially exempt to a Court of Law if so ordered by a Court of Competent Jurisdiction.

10. **Standard of Care**. Contractor shall diligently and in good faith carry out its duties under this Agreement. The standard of performance expected of Contractor hereunder is that reasonably and diligently adhered to by a construction company representing itself as experienced in construction and construction management of high profile undergrounding of overhead utilities and infrastructure improvement projects within the Project locale, the recommendations and advice of Contractor concerning design alternatives shall be subject to the review and approval of the Owner and the Owner's professional consultants. It is not Contractor's responsibility to ascertain that the Architect's drawings and specifications are in

accordance with Applicable Law. However, if Contractor recognizes that portions of the drawings and/or specifications are obviously at variance with Applicable Law, Contractor shall promptly notify the Architect and Owner in writing; provided however, Contractor shall have no liability as to non-compliance of the drawings and specifications with Applicable Law. Contractor shall not be required to provide professional services that constitute the practice of architecture or engineering.

11. **CMAR Contract**. Concurrently with the performances of Services hereunder, the parties shall negotiate, in good faith, a CMAR contract. If the parties are able to agree on contract terms, the proposed contract shall be presented to the Town Council for its review and approval. It is understood and agreed by Contractor that the Town Council, at its sole discretion, and without limiting the generality hereof, may reject, in whole or part, any of the previously negotiated CMAR contract provisions, and instruct the parties to renegotiate, suspend, or cancel the Project itself, authorize negotiations with another bidder, change the contract format to another project delivery modality. If the Town Council does not award a contract, the Contractor is limited to the compensation addressed herein, without further recourse. Contractor shall not be entitled to any compensation whatsoever for its costs, expenses, and legal fees incurred during the negotiation process.

12. **Notices**. All notices, requests, demands and other papers shall be deemed to have been duly given in writing if delivered personally or if deposited in the United States mail, properly addressed and postage prepaid, (a) if to Owner, at Town of Palm Beach, 360 South County Road, P.O. Box 2029, Palm Beach, FL 33480, Attn: Town Manager-Mr. Thomas G. Bradford, with copies to the Town Engineer, Patricia Strayer and Project Engineer Michael Roach and (b) if to Contractor, at The Whiting-Turner Contracting Company, 1901 W. Cypress Creek Road, Ft. Lauderdale, FL33309, Attn: Mr. Robert H. Mitchell with copy to Frank Zaremba, or any other address as may be given by either party by written notice. Such notices, if sent by registered or certified mail, return receipt requested, shall be deemed to have been given at the time of mailing.

13. **Choice of Law, Venue, and Attorney's Fees**. This Agreement shall be governed by, and construed in accordance with, the laws of the State of Florida. Any litigation arising out of or in connection with this Agreement shall be maintained in a Court of appropriate jurisdiction in Palm Beach County, Florida. In the event of any lawsuit in connection with this Agreement initiated by either Owner or Contractor, the prevailing party shall be entitled to its reasonable attorney's fees and costs at the trial and appellate levels.

14. **Indemnity**. Subject to the limitations of Florida Statute 768.28, and otherwise intending to be compliant with 725.06, F.S., Owner shall indemnify, defend, and hold Contractor harmless against any action, claim, damage, judgment, liability, obligation, penalty, settlement or suit (including but not limited to reasonable fees and disbursements of attorneys and other professionals and para professionals and court costs) arising out of, resulting from or related to this Agreement or the performance of any activities on or for the Property or otherwise related to

this Agreement to the extent caused by the fault or negligent acts or omissions of Owner. Contractor shall defend and hold Owner harmless against any action, claim, damage, judgment, liability, obligation, penalty, settlement or suit (including but not limited to reasonable fees and disbursements of attorneys and other professionals and para professionals and court costs) arising out of, resulting from or related to this Agreement or the performance of any activities on or for the Property or otherwise related to this Agreement to the extent caused by the fault or negligent acts or omissions of Contractor or its contractors, subcontractors, consultants or anyone for whose actions Contractor or its subcontractors or consultants is legally responsible. Contractor's liability and/or duty under this Article will not be subject to any limit on types or amounts of damages, compensation or benefits payable under worker's compensation, disability benefits or other employee benefit laws, provided, however, that neither party shall be responsible for indemnifying the other to the extent that any damage was caused by the negligence, gross negligence, or intentional acts of that party seeking to be indemnified, or any of that party's contractors, subcontractors, consultants or anyone for whose actions that party or its subcontractors to consultants is responsible.

15. **Power and Authority**. Contractor certifies that it has the power to enter into this Agreement, to perform its obligations under this Agreement, and to complete the work contemplated by this Agreement. Contractor has taken all partnership, corporate or other actions required to authorize Contractor to execute and deliver this Agreement, to perform its obligations under this Agreement, and to complete the transactions contemplated by this Agreement.

16. **Termination**. If at any time during the term, either party hereto is in default under this Agreement, the non-defaulting party shall have the right to terminate this Agreement upon not less than fifteen (15) days prior written notice to the other party of such termination. Such notice shall specify with particularity the failure(s) to perform and the acts the defaulting party must undertake to remedy such failure(s). If at the conclusion of such fifteen (15) day period, such failure(s) are not cured, then this Agreement shall terminate immediately upon receipt of a second written notice from the non-defaulting party declaring such termination. In addition, as set forth above, Owner may, in its sole discretion, terminate this Agreement for its convenience and without cause, upon written notice to the Contractor, and such termination shall be effective immediately. As set forth above, in the event the Agreement is terminated, Owner shall pay Contractor only the then earned but unpaid fees and expenses, described in Article 4, for all work completed as of the termination date, minus any substantiated set-offs that Owner may have against Contractor. Contractor shall not be entitled, under any circumstances, to its costs, legal fees, or other expenses arising out of or in connection with the negotiating of the construction contract.

17. **Entire Agreement and Assignment**. This Agreement embodies the entire agreement and understanding between the parties with respect to the subject matter hereof, and to the extent inconsistent therewith, supersedes all other prior agreements, understandings, representations, covenants, oral or written. This Agreement and the obligations of the parties under this Agreement may be amended, waived or discharged only by an instrument in writing

executed by the party against which enforcement of the amendment, waiver or discharge is sought. The provisions of this Agreement shall be binding upon the parties hereto and shall inure to the benefit of their respective successors and permitted assigns. Neither party shall assign this Agreement nor its rights under this Agreement nor delegate responsibility for performance of its obligations under this Agreement absent the prior written consent of the other party.

18. **Ownership of Documents**. All drawings, designs, architectural revisions, take-offs, estimates, schedules, specifications, and any other materials prepared by Architect or Contractor shall be the property of Owner. It is the intention of the parties that the plans and specifications shall be the sole property of Owner whether the Project is constructed or not.

19. **Performance and Payment Bonds**. In accordance with 255.05(l) (a), Owner exempts Contractor with respect to this Agreement from the requirement of providing Performance and Payment Bonds.

20. **Insurance**. The Contractor shall obtain and maintain, at its own expense, insurance coverages acceptable to Owner insuring the Owner, Contractor, and their employees, agents, consultants and designees as required herein, which insurance shall incorporate a provision requiring the giving of written Notice to Owner at least thirty (30) calendar days prior to the cancellation, non-renewal or material modification of any such policies as evidenced by return receipt of United States certified mail. The types and policy limits are set forth in Exhibit "B" hereto attached and made a part hereof.

The contractor shall provide at its own cost and expense during the life of the contract, the following insurance coverages to the Town of Palm Beach (30) thirty business days prior to the commencement of any work. All insurance policies shall be issued by companies authorized to do business under the laws of the State of Florida. The insurance shall be evidenced by certificates and/or policies to include premiums as determined by the Town of Palm Beach. It shall be an affirmative obligation upon the Service Provider to advise the Town's Risk Manager at fax no. 561-838-5497, email risk@townofpalmbeach.com, 360 S. County Road, Palm Beach, FL 33480 within 30 days of cancellation, non-renewal or modification of any stipulated insurance and failure to do so shall be construed to be a breach of this Agreement/contract. The Town of Palm Beach reserves the right to require additional insurance coverages and limits based upon the particular service or change order requested by the contractor.

Comprehensive General Liability Insurance coverage with limits of liability not less than $5,000,000 Each Occurrence/$10,000,000 Aggregate or a per project aggregate of $5,000,000. The Certificate of Insurance shall indicate an Occurrence Basis only. Claims made policies will not be accepted. The Town of Palm Beach shall be endorsed as an additional insured under the General Liability and Products and Completed Operations coverage. A waiver of subrogation shall be in the favor of the Town. The contractor's

General Liability coverage shall be primary and non-contributory.

This insurance shall indicate on the certificate of insurance the following coverages:

a. Premises-Operation
b. Independent Contractor and Subcontractors
c. Products and Completed Operations (2 years postdate of completion)
d. Broad Form Contractual

Auto Liability coverage with limits not less than $1,000,000 Each Occurrence combined Single Limit each accident. The Certificate of Insurance shall indicate coverage for Any Auto or Owned Autos/ Hired Autos/Non-Owned Autos.

Workers' Compensation coverage with statutory limits pursuant to Florida State Statute 440. Should the scope of work performed by contractor qualify its employee for benefits under federal workers' compensation statute (example, U.S. Longshore & Harbor Workers Act or Merchant Marine act), proof of appropriate federal act coverage must be provided. Employers Liability coverage with limits not less than $100,000 for each accident, $100,000 disease (each employee) and $500,000 disease (policy limit).

All policies and certificates of insurance of the Contractor shall contain the following clauses:

1. Insurers shall have no right of recovery or subrogation against the Town (including its agents, officers, past and present employees, elected officials and representatives), it, being the intention of the parties, the insurance policy in effect shall protect both parties and be the primary coverage and non-contributory for any and all losses covered by the above described insurance.
2. The clause "other insurance provisions" in a policy in which the Town is endorsed as an additional insured shall not apply to the Town, its agents, officials, past and present employees, elected officials and representatives if these provisions conflict with or otherwise limit the obligations of the contractor under the terms of this agreement.
3. Insurance companies issuing the policy or policies shall have no recourse against the Town, (including its agents, officers, past and present of any premiums or assessments under any form of policy.
4. Any and all deductibles or self-insured retentions in the above described insurance policy shall be assumed by and be for the account of and at the sole risk of the contractor. The amount of the deductible or self-insured retention accepted by the Town Manager.

Umbrella or Excess Liability is required up to the minimum limit of liability if the limits of liability shown on the Certificate of Insurance under General Liability do not meet the minimum limit of liability as required.

IN WITNESS WHEREOF, the parties hereto have caused this Agreement to be executed as of the date written above.

WITNESS and ATTEST:

CONSTRUCTION MANAGER
WHITING-TURNER CONTRACTING COMPANY

By: _____

Printed Name: KEVIN P HAGGIN 3

Title: SR VP

WITNESS and ATTEST:

OWNER
THE TOWN OF PALM BEACH, FLORIDA

_____

By: _____

Printed Name: Thomas G. Bradford

Title: Town Manager

Approved as to form:

_____
John C. Randolph, Town Attorney

Recommended by:

_____
H. Paul Brazil, P.E., Director of Public Works

TOWN OF PALM BEACH

Information for Town Council Meeting on: April 13, 2017

TO: Mayor and Town Council

VIA: Thomas G. Bradford, Town Manager

FROM: H. Paul Brazil, P. E., Director of Public Works

RE: Approve a Purchase Order for Pre-Construction Management Services for the Town-Wide Overhead Utility Undergrounding Phase 1-North
Resolution No. 50-2017

DATE: March 16, 2017

STAFF RECOMMENDATION

Town staff recommends that Town Council approve Resolution No. 50-2017, approving a purchase order for Pre-Construction Management Services to Burkhardt Construction, Inc. (BCI), for the Town-Wide Overhead Utility Undergrounding Phase 1-North Project establishing a pre-construction phase services budget in the amount of $19,720.

GENERAL INFORMATION

At the March 14, 2017 Town Council Meeting, Town Council ratified the Selection Committee's recommendation and authorized staff to enter into contract negotiations with BCI for the Town-Wide Overhead Utility Undergrounding Phase 1-North Project. The design includes undergrounding of FPL, AT&T, and Comcast utilities within the Town from Onondaga Avenue to the northern Town limits. The undergrounding project also includes street light improvements. The plans and specifications are presently at 90% complete and construction is anticipated to begin in June. Staff plans to bring the negotiated Guaranteed Maximum Price (GMP) to Town Council for approval at the June 13, 2017 Town Council meeting.

BCI's scope of work for pre-construction services will include review and input of project cost and schedule, constructability review, development of subcontractors list and bidding sheets, and development of a GMP to be presented for award at the June 13, 2017 Town Council meeting. BCI was selected to perform the Construction Management at Risk (CMR) services as a result of RFQ 2017-14. This selection was ratified by Town Council at the March 14, 2017 Town Council meeting.

Negotiations for these services were conducted by the Town Engineer, Attorney Peter Brandt (Construction Management Contracting Expert), and Purchasing staff. Staff recommends approving a purchase order for Pre-Construction Management Services with BCI, in the amount of $19,720.

FUNDING/FISCAL IMPACT

Funding for this Resolution is available in the reserves of the Town-Wide Undergrounding of Utilities Fund.

PURCHASING REVIEW

This item has been reviewed by the Purchasing Division and approved as recommended.

TOWN ATTORNEY REVIEW

This resolution has been reviewed and approved by the Town Attorney for legal form and sufficiency.

Attachments

cc: Jane Struder, Director of Finance
Patricia Strayer, P.E., Town Engineer
Jeffrey Sanon, P.E., Project Engineer
Adis Pedraza, Purchasing Manager

RESOLUTION NO. 50-2017

A RESOLUTION OF THE TOWN COUNCIL OF THE TOWN OF PALM BEACH, PALM BEACH COUNTY, FLORIDA, APPROVING A PURCHASE ORDER FOR PRE-CONSTRUCTION MANAGEMENT SERVICES FOR THE TOWN-WIDE OVERHEAD UTILITY UNDERGROUNDING PHASE 1-NORTH PROJECT TO BURKHARDT CONSTRUCTION, INC., ESTABLISHING A PRE-CONSTRUCTION PHASE SERVICES BUDGET OF $19,720.

* * * * *

BE IT RESOLVED BY THE TOWN COUNCIL OF THE TOWN OF PALM BEACH, PALM BEACH COUNTY, FLORIDA, as follows:

Section 1. The Town Council of the Town of Palm Beach hereby approves a purchase order for Pre-Construction Management Services for Town-Wide Overhead Utility Undergrounding Phase 1-North Project to Burkhardt Construction, Inc., establishing a pre-construction phase services budget of $19,720.

Section 2. The Town Manager is hereby authorized to execute a purchase order on behalf of the Town of Palm Beach for this improvement, and is authorized to approve additional tasks, as necessary.

Section 3. The Town Manager, or his designee, is hereby authorized to take such further actions as may be necessary to effectuate the completion of the said project work, including any necessary change order work as recommended by the Public Works Director.

PASSED AND ADOPTED in a regular, adjourned session of the Town Council of the Town of Palm Beach on this 13th day of April 2017.

Gail L. Coniglio, Mayor	Richard M. Kleid, Town Council President
	Danielle H. Moore, Council President Pro Tem
	Julie Araskog, Town Council Member
ATTEST:	Bobbie Lindsay, Town Council Member
Susan A. Owens, MPA, MMC, Town Clerk	Margaret A. Zeidman, Town Council Member

PRE-CONSTRUCTION SERVICES AGREEMENT
Town-Wide Overhead Utility Undergrounding Phase I – North

This Pre-Construction Services Agreement ("AGREEMENT") dated as of March _____, 2017, is made by and between The Town of Palm Beach, Florida ("OWNER") and Burkhardt Construction, Inc., a Florida corporation, with its principal place of business located at 1400 Alabama Avenue, West Palm Beach, FL 33401 ("CONTRACTOR").

RECITALS

A. OWNER is planning to proceed with Town-Wide Overhead Utility Undergrounding Phase I – North thereon ("Project") located in the Town of Palm Beach under the contractual modality known as Construction Manager (CMAR); and,

B. CONTRACTOR has certified that it is licensed to do business in Palm Beach County, Florida, licensed as general contractor in the State of Florida, and has represented to Owner that Contractor has extensive experience and expertise in general construction and construction management; and,

C. IN RELIANCE upon Contractor's representations and expertise, Owner, subject to the approval of the Town Council, or the Town Manager as applicable under Town Ordinances or Florida law, shall assist in pre-construction activities in order to provide a Guaranteed Maximum Price (GMP) and other services as described herein, with the intention, that, at the parties' discretion, Owner and Contractor will make a good faith attempt to negotiate and execute a mutually acceptable contract for Contractor to construct the improvements in accordance with construction documents produced by Owner's design professionals in a CMAR format, subject to Town Council approval.

NOW THEREFORE, in consideration of the mutual covenants and promises contained herein, and other good and valuable consideration, the receipt and sufficiency of which is hereby acknowledged, the parties hereto agree as follows:

1. **Recitals**. The foregoing recitals are incorporated herein by this reference and made a part hereof.

2. **Relationship of the Parties**. Contractor acknowledges and accepts the relationship of trust and confidence established with the Owner by this Agreement, and covenants with the Owner to furnish Contractor's best, reasonable skill and judgment, and to cooperate with the Engineer in furthering the interests of the Owner. Contractor shall furnish pre-construction services and use its best efforts to perform those services in an expeditious and economical manner consistent with the interests of the Owner. The Owner shall endeavor to promote harmony and cooperation among the Owner, Engineer, Contractor, and other persons or entities employed by the Owner for the Project. Information under the Owner's control, or responses or actions required from the Owner, shall be furnished by the Owner with reasonable promptness to

avoid delay in Contractor's performance of the pre-construction services. The parties agree that Contractor is an independent contractor and not an employee of Owner, and nothing in this Agreement shall be construed to create an employer/employee relationship between the parties.

3. **Services**. Subject to the terms and conditions hereinafter set forth, Contractor agrees to provide the services set forth in all Articles of this Agreement ("Services") for a nominal fee of $19,720, all in accordance with all local, state, and federal law, codes, regulations, standards and orders ("Applicable Law"):

Task1
PRE-CONSTRUCTION PROGRESS MEETINGS:
This scope includes the CONTRACTOR conducting weekly team progress meetings attended by CONTRACTOR, design professionals, Owner, and others as requested. The CONTRACTOR shall provide agendas and produce meeting notes from each meeting documenting the issues of the project, assigning responsibility for issue resolution, and tracking the timelines for issue resolution.

TASK 1 – TOTAL FEE $2,400

Task II
PRE-CONSTRUCTION SCHEDULING:
This scope includes initial data collection with design professionals providing necessary permits required and timelines for applications and securing all permits.

Based on the provided information, the CONTRACTOR will develop a master Pre-Construction Phase Bar Chart schedule incorporating design development, permitting, plan review, cost estimate preparation, guaranteed maximum price preparation, submittal review and approval, long lead item identification and procurement, kickoff informational meeting, and project ground-breaking.

TASK I1 – TOTAL FEE $2,020

Task III
COST ESTIMATING

A. GUARANTEED MAXIMUM PRICE (GMP) 90% PLANS:
The scope consists of the CONTRACTOR preparing the guaranteed maximum price and the final construction budget based on the construction documents provided by the design team. The GMP shall consist of a detailed line item quantity survey for all major items of work to be performed. Those project scope of work items that 90% plans were not yet developed for, may be included in the GMP as Allowance items, or may be added to the contract at a future date by change order. The CONTRACTOR's general conditions shall be detailed as well as the construction

phase fee. The GMP shall also include the Contingency. The aforementioned information shall be presented to the Owner along with all supporting documentation for review and approval. This agreed upon document shall become the basis of the construction services phase of the project and shall conclude the pre-construction services phase of the project.

TASK III.C – TOTAL FEE $15,300

ALTERNATIVE TASK:

Should the Owner desire additional services for investigation, design review, and constructability review; This Alternate Task shall be billed at the attached hourly rates guaranteed "not to exceed." Allowance for geotechnical reports, test pits in selected locations, and related Maintenance of Traffic.

ALLOWANCE: $X,XXX

DEWATERING PERMIT:

Dewatering the work area will be a critical component of this project, and obtaining the dewatering permit has the potential to impact the project start date. CONTRACTOR will obtain a dewatering permit for the Project, as necessary. Any additional engineering that may be required due to contaminants is excluded, and will be addressed separately, if need be. Ground water monitoring, testing and analysis will be considered as" Construction" activities and are therefore excluded from this proposal.

4. **Fees.** (a) The Contractor shall perform the above-referenced Services on a stipulated, lump-sum basis, not-to-exceed, in any event, without the express written consent of Owner first being obtained, the amounts set forth in each Services work scope enumerated in Article 3 above. In that regard, Contractor has provided its Estimate Summaries for each Services work scope, which are attached hereto as composite Exhibit "A." Contractor represents to Owner that Contractor has carefully reviewed the pre-construction services necessary to fulfill each services work scope, and that its estimates therefore in composite Exhibit "A" reflect, without exaggeration and to the best of Contractor's knowledge and belief, the labor, personnel and other expenses reasonably necessary to complete and discharge each such scope. Except for Additional Services, in the event Contractor's estimates are exceeded, Contractor understands and agrees that its compensation is limited to the assigned stipulated, lump-sum amounts in Article 3 above, on a stand-alone basis.

5. **Additional Services**. The Owner reserves the right to request the CONTRACTOR to provide Additional Services. The CONTRACTOR shall provide Owner with a written proposal to perform said Additional Services, and CONTRACTOR shall perform

such Additional Services after receiving a signed copy of the proposal from Owner indicating Owner's written permission to proceed. This Agreement shall be modified to reflect such Owner-approved agreements regarding the cost and time to complete said Additional Services.

6. **Term**. This Agreement shall commence as of the date first written above ("Effective Date") and shall remain in effect until the Work is complete or four (4) months thereafter, with the Owner having the option, upon five (5) business days' written notice, to extend the term for up to two (2) individual, additional one (1) month terms. In no event, however, shall the term of this Agreement continue for more than six (6) months from the Effective Date. Time is of the essence as to all deadlines set forth in this Agreement. This Agreement shall terminate as of the effective date of the CMAR contract executed by the parties, if any. CONTRACTOR specifically understands and agrees that its performance, in whole or in part, of this Agreement, does not in any manner obligate Owner to later award and execute any contract, of any nature whatsoever, with CONTRACTOR.

7. **Payment**. (a) Fees and expenses described in Article 4 shall be billed monthly in arrears. Provided an application for payment and all detailed supporting documentation reasonably required by Owner is received by the last day of a month, payments shall be made no later than the fifteenth (15) day of the following month. Otherwise, payments shall be made within twenty (20) days of receipt of the CONTRACTOR's application and all required supporting documentation thereto. No payment, however, shall be made unless and until Contractor provides Owner with all documentation supporting and evidencing the hours and other amounts billed, and partial or final releases, as the case may be, from itself and all subcontractors and other entities, if any, providing labor, materials, equipment and/or services to the Project, inform satisfactory to Owner. Certified payroll records for all employees for which reimbursement is sought, shall be supplied to Owner upon request, and made available to the Owner for inspection or audit at the Owner's option at any time during the life of this Agreement, and for a period of three (3) years after final payment. (b) In the event this Agreement is terminated, as provided hereunder, Owner shall, in conformance with Article 14 below, pay Contractor the fees and expenses referenced in Article 4, for all Services completed as of the termination date, minus any substantiated set-offs that Owner may have against CONTRACTOR.

8. **Final Payment and Release**. Upon satisfactory completion by the Contractor and acceptance by the Owner of all Services required pursuant to this Agreement, or all Services performed prior to the termination of said Agreement if so terminated, and upon receipt of all required supporting documentation and final releases and claim waivers (in the form satisfactory to Owner) from Contractor and its subcontractors and other entities, if any, providing labor, materials, equipment and/or services to the Project, final payment shall be made to the Contractor. Acceptance by the Contractor of final payment hereunder shall operate as, and shall be a release to the Owner from all claims and liability to the Contractor and its successors, legal representatives, and assigns for anything done or furnished under or arising out of the provisions of this Agreement. No payment, final or otherwise, shall release the Contractor from any

obligation under this Agreement.

9. **Confidentiality**. Owner may disclose to Contractor or allow Contractor access to certain information and materials of Owner that are confidential, including without limitation, security and other data that are exempt from public access under Chapter 119, Florida Statutes. Confidential information shall not include information which is within the public domain, or that may lawfully be obtained by Contractor from a third party without an obligation of confidentiality. At all times, both during and after the Term, Contractor shall use said confidential information, if any, with a reasonable degree of care to prevent the unauthorized use, dissemination and publication thereof, so long as such information is clearly identified by Owner as being "Confidential." Notwithstanding the foregoing, Contractor may disclose information that may be considered confidentially exempt to a Court of Law if so ordered by a Court of Competent Jurisdiction.

10. **Standard of Care**. Contractor shall diligently and in good faith carry out its duties under this Agreement. The standard of performance expected of Contractor hereunder is that reasonably and diligently adhered to by a construction company representing itself as experienced in the construction and construction management of high profile undergrounding of overhead utilities and infrastructure improvements within the Project locale, the recommendations and advice of Contractor concerning design alternatives shall be subject to the review and approval of the Owner and the Owner's professional consultants. It is not Contractor's responsibility to ascertain that the Architect's drawings and specifications are in accordance with Applicable Law. However, if Contractor recognizes that portions of the drawings and/or specifications are obviously at variance with Applicable Law, Contractor shall promptly notify the Architect and Owner in writing; provided however, Contractor shall have no liability as to non-compliance of the drawings and specifications with Applicable Law. Contractor shall not be required to provide professional services that constitute the practice of architecture or engineering.

11. **CMAR Contract**. Concurrently with the performances of Services hereunder, the parties shall negotiate, in good faith, a CMAR contract. If the parties are able to agree on contract terms, the proposed contract shall be presented to the Town Council for its review and approval. It is understood and agreed by Contractor that the Town Council, at its sole discretion, and without limiting the generality hereof, may reject, in whole or part, any of the previously negotiated CMAR contract provisions, and instruct the parties to renegotiate, suspend, or cancel the Project itself, authorize negotiations with another bidder, change the contract format to another project delivery modality. If the Town Council does not award a contract, the Contractor is limited to the compensation addressed herein, without further recourse. Contractor shall not be entitled to any compensation whatsoever for its costs, expenses, and legal fees incurred during the negotiation process.

12. **Notices**. All notices, requests, demands and other papers shall be deemed to

have been duly given in writing if delivered personally or if deposited in the United States mail, properly addressed and postage prepaid, (a) if to Owner, at Town of Palm Beach, 360 South County Road, P.O. Box 2029, Palm Beach, FL 33480, Attn: Town Manager-Mr. Thomas G. Bradford, and (b) if to Contractor, at Burkhardt Construction, Inc., 1400 Alabama Avenue, West Palm Beach, FL 33401, Attn: Mr. Marc Kleisley, or any other address as may be given by either party by written notice. Such notices, if sent by registered or certified mail, return receipt requested, shall be deemed to have been given at the time of mailing.

13. **Choice of Law, Venue, and Attorney's Fees**. This Agreement shall be governed by, and construed in accordance with, the laws of the State of Florida. Any litigation arising out of or in connection with this Agreement shall be maintained in a Court of appropriate jurisdiction in Palm Beach County, Florida. In the event of any lawsuit in connection with this Agreement initiated by either Owner or Contractor, the prevailing party shall be entitled to its reasonable attorney's fees and costs at the trial and appellate levels.

14. **Indemnity**. Subject to the limitations of Florida Statute 768.28, and otherwise intending to be compliant with 725.06, F.S., Owner shall indemnify, defend, and hold Contractor harmless against any action, claim, damage, judgment, liability, obligation, penalty, settlement or suit (including but not limited to reasonable fees and disbursements of attorneys and other professionals and para professionals and court costs) arising out of, resulting from or related to this Agreement or the performance of any activities on or for the Property or otherwise related to this Agreement to the extent caused by the fault or negligent acts or omissions of Owner. Contractor shall defend and hold Owner harmless against any action, claim, damage, judgment, liability, obligation, penalty, settlement or suit (including but not limited to reasonable fees and disbursements of attorneys and other professionals and para professionals and court costs) arising out of, resulting from or related to this Agreement or the performance of any activities on or for the Property or otherwise related to this Agreement to the extent caused by the fault or negligent acts or omissions of Contractor or its contractors, subcontractors, consultants or anyone for whose actions Contractor or its subcontractors or consultants is legally responsible. Contractor's liability and/or duty under this Article will not be subject to any limit on types or amounts of damages, compensation or benefits payable under worker's compensation, disability benefits or other employee benefit laws, provided, however, that neither party shall be responsible for indemnifying the other to the extent that any damage was caused by the negligence, gross negligence, or intentional acts of that party seeking to be indemnified, or any of that party's contractors, subcontractors, consultants or anyone for whose actions that party or its subcontractors to consultants is responsible.

15. **Power and Authority**. Contractor certifies that it has the power to enter into this Agreement, to perform its obligations under this Agreement, and to complete the work contemplated by this Agreement. Contractor has taken all partnership, corporate or other actions required to authorize Contractor to execute and deliver this Agreement, to perform its obligations under this Agreement, and to complete the transactions contemplated by this Agreement.

16. **Termination**. If at any time during the term, either party hereto is in default under this Agreement, the non-defaulting party shall have the right to terminate this Agreement upon not less than fifteen (15) days prior written notice to the other party of such termination. Such notice shall specify with particularity the failure(s) to perform and the acts the defaulting party must undertake to remedy such failure(s). If at the conclusion of such fifteen (15) day period, such failure(s) are not cured, then this Agreement shall terminate immediately upon receipt of a second written notice from the non-defaulting party declaring such termination. In addition, as set forth above, Owner may, in its sole discretion, terminate this Agreement for its convenience and without cause, upon written notice to the Contractor, and such termination shall be effective immediately. As set forth above, in the event the Agreement is terminated, Owner shall pay Contractor only the then earned but unpaid fees and expenses, described in Article 4, for all work completed as of the termination date, minus any substantiated set-offs that Owner may have against Contractor. Contractor shall not be entitled, under any circumstances, to its costs, legal fees, or other expenses arising out of or in connection with the negotiating of the construction contract.

17. **Entire Agreement and Assignment**. This Agreement embodies the entire agreement and understanding between the parties with respect to the subject matter hereof, and to the extent inconsistent therewith, supersedes all other prior agreements, understandings, representations, covenants, oral or written. This Agreement and the obligations of the parties under this Agreement may be amended, waived or discharged only by an instrument in writing executed by the party against which enforcement of the amendment, waiver or discharge is sought. The provisions of this Agreement shall be binding upon the parties hereto and shall inure to the benefit of their respective successors and permitted assigns. Neither party shall assign this Agreement nor its rights under this Agreement nor delegate responsibility for performance of its obligations under this Agreement absent the prior written consent of the other party.

18. **Ownership of Documents**. All drawings, designs, architectural revisions, take-offs, estimates, schedules, specifications, and any other materials prepared by Architect or Contractor shall be the property of Owner. It is the intention of the parties that the plans and specifications shall be the sole property of Owner whether the Project is constructed or not.

19. **Performance and Payment Bonds**. In accordance with 255.05(l) (a), Owner exempts Contractor with respect to this Agreement from the requirement of providing Performance and Payment Bonds.

20. **Insurance**. The Contractor shall obtain and maintain, at its own expense, insurance coverages acceptable to Owner insuring the Owner, Contractor, and their employees, agents, consultants and designees as required herein, which insurance shall incorporate a provision requiring the giving of written Notice to Owner at least thirty (30) calendar days prior

to the cancellation, non-renewal or material modification of any such policies as evidenced by return receipt of United States certified mail. The types and policy limits are set forth in Exhibit "B" hereto attached and made a part hereof.

The contractor shall provide at its own cost and expense during the life of the contract, the following insurance coverages to the Town of Palm Beach (30) thirty business days prior to the commencement of any work. All insurance policies shall be issued by companies authorized to do business under the laws of the State of Florida. The insurance shall be evidenced by certificates and/or policies to include premiums as determined by the Town of Palm Beach. It shall be an affirmative obligation upon the Service Provider to advise the Town's Risk Manager at fax no. 561-838-5497, email risk@townofpalmbeach.com, 360 S. County Road, Palm Beach, FL 33480 within 30 days of cancellation, non-renewal or modification of any stipulated insurance and failure to do so shall be construed to be a breach of this Agreement/contract. The Town of Palm Beach reserves the right to require additional insurance coverages and limits based upon the particular service or change order requested by the contractor.

Comprehensive General Liability Insurance coverage with limits of liability not less than $5,000,000 Each Occurrence/$10,000,000 Aggregate or a per project aggregate of $5,000,000. The Certificate of Insurance shall indicate an Occurrence Basis only. Claims made policies will not be accepted. The Town of Palm Beach shall be endorsed as an additional insured under the General Liability and Products and Completed Operations coverage. A waiver of subrogation shall be in the favor of the Town. The contractor's General Liability coverage shall be primary and non-contributory.

This insurance shall indicate on the certificate of insurance the following coverages:

a. Premises-Operation
b. Independent Contractor and Subcontractors
c. Products and Completed Operations (2 years postdate of completion)
d. Broad Form Contractual

Auto Liability coverage with limits not less than $1,000,000 Each Occurrence combined Single Limit each accident. The Certificate of Insurance shall indicate coverage for Any Auto or Owned Autos/ Hired Autos/Non-Owned Autos.

Workers' Compensation coverage with statutory limits pursuant to Florida State Statute 440. Should the scope of work performed by contractor qualify its employee for benefits under federal workers' compensation statute (example, U.S. Longshore & Harbor Workers Act or Merchant Marine act), proof of appropriate federal act coverage must be provided. Employers Liability

coverage with limits not less than $100,000 for each accident, $100,000 disease (each employee) and $500,000 disease (policy limit).

All policies and certificates of insurance of the Contractor shall contain the following clauses:

1. Insurers shall have no right of recovery or subrogation against the Town (including its agents, officers, past and present employees, elected officials and representatives), it, being the intention of the parties, the insurance policy in effect shall protect both parties and be the primary coverage and non-contributory for any and all losses covered by the above described insurance.
2. The clause "other insurance provisions" in a policy in which the Town is endorsed as an additional insured shall not apply to the Town, its agents, officials, past and present employees, elected officials and representatives if these provisions conflict with or otherwise limit the obligations of the contractor under the terms of this agreement.
3. Insurance companies issuing the policy or policies shall have no recourse against the Town, (including its agents, officers, past and present of any premiums or assessments under any form of policy.
4. Any and all deductibles or self-insured retentions in the above described insurance policy shall be assumed by and be for the account of and at the sole risk of the contractor. The amount of the deductible or self-insured retention accepted by the Town Manager.

Umbrella or Excess Liability is required up to the minimum limit of liability if the limits of liability shown on the Certificate of Insurance under General Liability do not meet the minimum limit of liability as required.

IN WITNESS WHEREOF, the parties hereto have caused this Agreement to be executed as of the date written above.

WITNESS and ATTEST:

OWNER
THE TOWN OF PALM BEACH, FLORIDA

_____

By: _____

Printed Name: **Thomas Bradford**

Title: Town Manager

WITNESS and ATTEST:

CONSTRUCTION MANAGER
BURKHARDT CONSTRUCTION, INC.

_____

By: _____

Printed Name _____

Title _____

Approved as to form:

_____
John C. Randolph, Town Attorney

Recommended by:

_____
H. Paul Brazil, P.E., Director of Public Works

TOWN OF PALM BEACH

Information for Town Council Meeting on: April 13, 2017

To: Mayor and Town Council

From: Thomas G. Bradford, Town Manager

Re: Approval of Utility Easements on Various Town Properties in Conjunction with the Town-wide Underground Utility Project
Resolution No. 58-2017

Date: April 5, 2017

STAFF RECOMMENDATION

Staff recommends that the Town Council approve Resolution No. 58-2017, authorizing the Town Manager to execute utility easements on various Town properties in conjunction with the Town-wide Underground Utility Project.

GENERAL INFORMATION

The Town-wide Underground Utility Project requires that easements be granted on certain properties in order to access said properties for the construction, operation and maintenance of the underground utilities. There have been six properties identified which are owned by the Town that require easements in Phase 1 (South) of the project. By Resolution, the Town Council must approve these easements and authorize the Town Manager to sign them in order for them to be executed.

The following list enumerates the six properties that are owned by the Town of Palm Beach and require Town Council approval in order for the easements to be executed:

1. Lot D Ibis Isle Road E
2. Lot D Ibis Isle Road W
3. Lot D Ibis Isle Road W (second)
4. 2185 South Ocean Boulevard
5. 2185 South Ocean Boulevard (second)
6. 1496 North Lake Way

Attached to this memo are the easement instruments and associated exhibits.

TGB
Attachments

cc: Jay Boodheshwar, Deputy Town Manager
Department Directors

RESOLUTION NO. 58-2017

A RESOLUTION OF THE TOWN COUNCIL OF THE TOWN OF PALM BEACH, PALM BEACH COUNTY, FLORIDA, APPROVING THE CONVEYANCE OF CERTAIN UNDERGROUND EASEMENTS, COPIES OF WHICH ARE ATTACHED HERETO, AND AUTHORIZING THE TOWN MANAGER TO EXECUTE SAID EASEMENTS ON BEHALF OF THE TOWN.

WHEREAS, in conjunction with undergrounding activities being undertaken by the Town, the following entities, Florida Power and Light Company, Bell South Telecommunications, LLC, and Comcast Corporation, are in need of a non-exclusive easement for the construction, operation and maintenance of underground electric utility communications and cable distribution facilities; and

WHEREAS, to accommodate said undergrounding, the Town of Palm Beach wishes to grant said easements in the manner and form described in the easements attached hereto.

NOW, THEREFORE BE IT RESOLVED BY THE TOWN COUNCIL OF THE TOWN OF PALM BEACH, PALM BEACH COUNTY, FLORIDA, AS FOLLOWS:

Section 1. The Town Council hereby authorizes and approves the granting of the underground easements in the manner and form attached hereto.

Section 2. The Town Council hereby authorizes Town Manager, Tom Bradford, to execute said easements on behalf of the Town.

THIS RESOLUTION SHALL TAKE AFFECT UPON ITS ADOPTION AND PASSAGE AS PROVIDED BY LAW in a regular, adjourned session of the Town Council of the Town of Palm Beach assembled this _____ day of _____, 2017.

_____
Gail L. Coniglio, Mayor

_____
Richard M. Kleid, Town Council President

_____
Danielle H. Moore, Council President Pro Tem

_____
Julie K. Araskog, Town Council Member

_____
Bobbie Lindsay, Town Council Member

ATTEST:

_____
Susan A. Owens, MPA, MMC, Town Clerk

_____
Margaret A. Zeidman, Town Council Member

P:\DOCS\13156\00008\DOC\1S00752.DOC

UNDERGROUND EASEMENT

Parcel I.D. 50-43-44-15-01-000-0560
(Maintained by County Appraiser)

This Instrument Prepared By
Name: H. Adams Weaver, Esq.
Co. Name: Jones, Foster, Johnston & Stubbs, P.A.
Address: 505 S. Flagler Dr., Suite 1100,
West Palm Beach, FL 33401

Reserved for Circuit Court

The undersigned, in consideration of the payment of $1.00 and other good and valuable consideration, the adequacy and receipt of which is hereby acknowledged, grant and give to Florida Power & Light Company ("FPL"), Bellsouth Telecommunications, LLC, Comcast Corporation, and the Town of Palm Beach, together with the affiliates, licensees, agents, successors, and assigns of the above named entities, a non-exclusive easement forever for the construction, operation and maintenance of underground electric utility, communications, and cable distribution facilities (including cables, conduits, appurtenant equipment, and appurtenant above ground equipment) to be installed from time to time; with the right to reconstruct, improve, add to, enlarge, change the voltage as well as the size of, and remove such facilities or any of them, within an easement described as follows:

See Exhibit "A" ("Easement Area")

Together with the right to permit any other person, firm, or corporation on behalf of the above named entities, and their affiliates, licensees, agents, successors, and assigns, to attach or place wires to or within any facilities hereunder and lay cable and conduit within the easement area and to operate the same for communications purposes; the right of ingress and egress to the Easement Area at all times; the right to clear the land and keep it cleared of all trees, undergrowth and other obstructions within the Easement Area; the right to trim and cut and keep trimmed and cut all dead, weak, leaning or dangerous trees or limbs outside of the Easement Area, which might interfere with or fall upon the lines or systems of communications or power transmission or distribution; and further grants, to the fullest extent the undersigned has the power to grant, if at all, the rights hereinabove granted on the Easement Area, over, along, under, and across the roads, streets or highways adjoining or through said Easement Area.

IN WITNESS WHEREOF, the undersigned has signed and sealed this instrument on _____, 20__.

Signed, sealed, and delivered in the presence of:

Town of Palm Beach

_____
(Witness' Signature)

By: _____
Thomas G. Bradford

Print Name: _____
(Witness)

Its: Town Manager

Print Name: _____

_____
(Witness' Signature)

Print Address: _____

Print Name: _____
(Witness)

STATE OF FLORIDA AND COUNTY OF PALM BEACH. The foregoing instrument was acknowledged before me this _____ day of _____, 20___, by _____, the _____ of _____ a _____, who is personally known to me or has produced _____ as identification and who did (did not) take an oath.
(Type of Identification)

My Commission Expires:

_____
Notary Public, Signature

Print Name: _____

EXHIBIT "A"

SKETCH AND DESCRIPTION
UTILITY EASEMENT
PORTION OF LOT D, IBIS ISLES
(P.B. 24, PG. 84, P.B.C.R.)
TOWN OF PALM BEACH, PALM BEACH COUNTY, FLORIDA

LAND DESCRIPTION:

The east 10 feet of the north 16 feet of the south 21 feet of Lot D, IBIS ISLE, according to the Plat thereof as recorded in Plat Book 24, Page 84, of the Public Records of Palm Beach County, Florida.

Said land lying in Palm Beach County, Florida and contains 160 square feet, more or less.

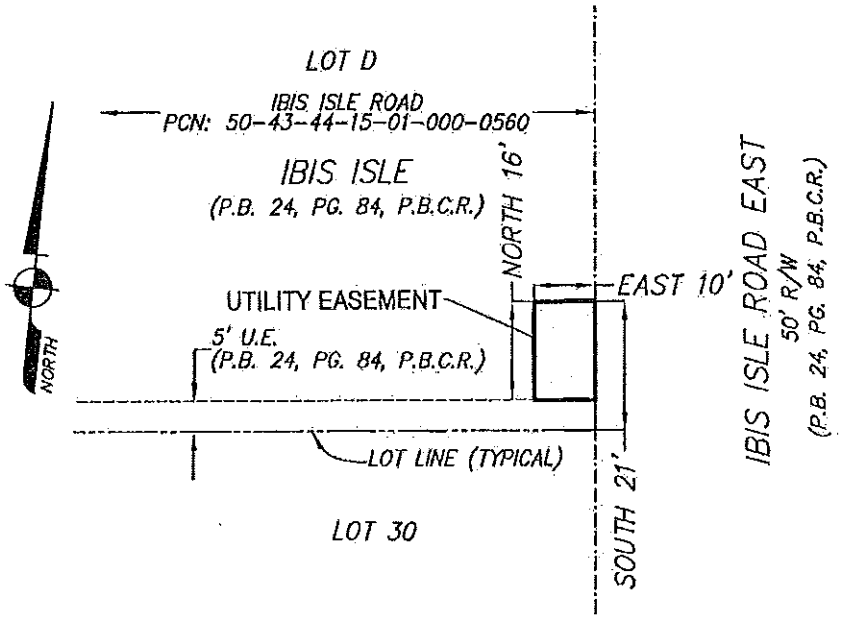

0 30 60
GRAPHIC SCALE IN FEET
1"=30'

SURVEYOR'S REPORT:

1. Reproductions of this Sketch are not valid without the signature and the original raised seal of a Florida licensed surveyor and mapper.
2. No Title Opinion or Abstract to the subject property has been provided. It is possible that there are Deeds, Easements, or other instruments (recorded or unrecorded) which may affect the subject property. No search of the Public Records has been made by the Surveyor.
3. The land description shown hereon was prepared by the surveyor.
4. Data shown hereon was compiled from instrument(s) of record and does not constitute a boundary survey.
5. Abbreviation Legend: L.B. = Licensed Business; P.B. = Plat Book; P.B.C.R. = Palm Beach County Records; PCN = Parcel Control Number; PG. = Page; P.L.S. = Professional Land Surveyor; R/W = Right of Way; U.E. = Utility Easement.

CERTIFICATION:

I HEREBY CERTIFY that the attached Sketch and Description of the hereon described property is true and correct to the best of my knowledge and belief as prepared under my direction. I FURTHER CERTIFY that this Sketch and Description meets the Standards of Practice set forth in Chapter 5J-17.050 through 5J-17.052, Florida Administrative Code, pursuant to Section 472.027, Florida Statutes.

Date: 2/08/17

MICHAEL D. AVIROM, P.L.S.
Florida Registration No. 3268
AVIROM & ASSOCIATES, INC.
L.B. No. 3300

REVISIONS			
	AVIROM & ASSOCIATES, INC. SURVEYING & MAPPING 50 S.W. 2nd AVENUE, SUITE 102 BOCA RATON, FLORIDA 33432 TEL. (561) 392-2594, FAX (561) 394-7125 www.AVIROMSURVEY.com ©2017 AVIROM & ASSOCIATES, INC. all rights reserved. This sketch is the property of AVIROM & ASSOCIATES, INC. and should not be reproduced or copied without written permission.	JOB #:	10194-4.13
		SCALE:	1" = 30'
		DATE:	02/07/2017
		BY:	KSB
		CHECKED:	M.D.A.
		F.B. ---	PG. --
		SHEET:	1 OF 1

UNDERGROUND EASEMENT

Parcel I.D. 50-43-44-15-01-000-0560
(Maintained by County Appraiser)

This Instrument Prepared By
Name: H. Adams Weaver, Esq.
Co. Name: Jones, Foster, Johnston & Stubbs, P.A.
Address: 505 S. Flagler Dr., Suite 1100,
West Palm Beach, FL 33401

Reserved for Circuit Court

The undersigned, in consideration of the payment of $1.00 and other good and valuable consideration, the adequacy and receipt of which is hereby acknowledged, grant and give to Florida Power & Light Company ("FPL"), Bellsouth Telecommunications, LLC, Comcast Corporation, and the Town of Palm Beach, together with the affiliates, licensees, agents, successors, and assigns of the above named entities, a non-exclusive easement forever for the construction, operation and maintenance of underground electric utility, communications, and cable distribution facilities (including cables, conduits, appurtenant equipment, and appurtenant above ground equipment) to be installed from time to time; with the right to reconstruct, improve, add to, enlarge, change the voltage as well as the size of, and remove such facilities or any of them, within an easement described as follows:

See Exhibit "A" ("Easement Area")

Together with the right to permit any other person, firm, or corporation on behalf of the above named entities, and their affiliates, licensees, agents, successors, and assigns, to attach or place wires to or within any facilities hereunder and lay cable and conduit within the easement area and to operate the same for communications purposes; the right of ingress and egress to the Easement Area at all times; the right to clear the land and keep it cleared of all trees, undergrowth and other obstructions within the Easement Area; the right to trim and cut and keep trimmed and cut all dead, weak, leaning or dangerous trees or limbs outside of the Easement Area, which might interfere with or fall upon the lines or systems of communications or power transmission or distribution; and further grants, to the fullest extent the undersigned has the power to grant, if at all, the rights hereinabove granted on the Easement Area, over, along, under, and across the roads, streets or highways adjoining or through said Easement Area.

IN WITNESS WHEREOF, the undersigned has signed and sealed this instrument on _____, 20__.

Signed, sealed, and delivered in the presence of:

Town of Palm Beach

_____
(Witness' Signature)

By: _____
Thomas G. Bradford

Print Name: _____
(Witness)

Its: Town Manager

Print Name: _____

_____
(Witness' Signature)

Print Address: _____

Print Name: _____
(Witness)

STATE OF FLORIDA AND COUNTY OF PALM BEACH. The foregoing instrument was acknowledged before me this _____ day of _____, 20___, by _____, the _____ of _____ a _____, who is personally known to me or has produced _____ as identification and who did (did not) take an oath.
(Type of Identification)

My Commission Expires:

_____
Notary Public, Signature

Print Name: _____

EXHIBIT "A"

SKETCH AND DESCRIPTION
UTILITY EASEMENT

PORTION OF LOT D, IBIS ISLES
(P.B. 24, PG. 84, P.B.C.R.)
TOWN OF PALM BEACH, PALM BEACH COUNTY, FLORIDA

LAND DESCRIPTION:

The west 10 feet of the north 16 feet of the south 21 feet of Lot D, IBIS ISLE, according to the Plat thereof as recorded in Plat Book 24, Page 84, of the Public Records of Palm Beach County, Florida.

Said land lying in Palm Beach County, Florida and contains 160 square feet, more or less.

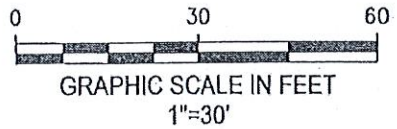

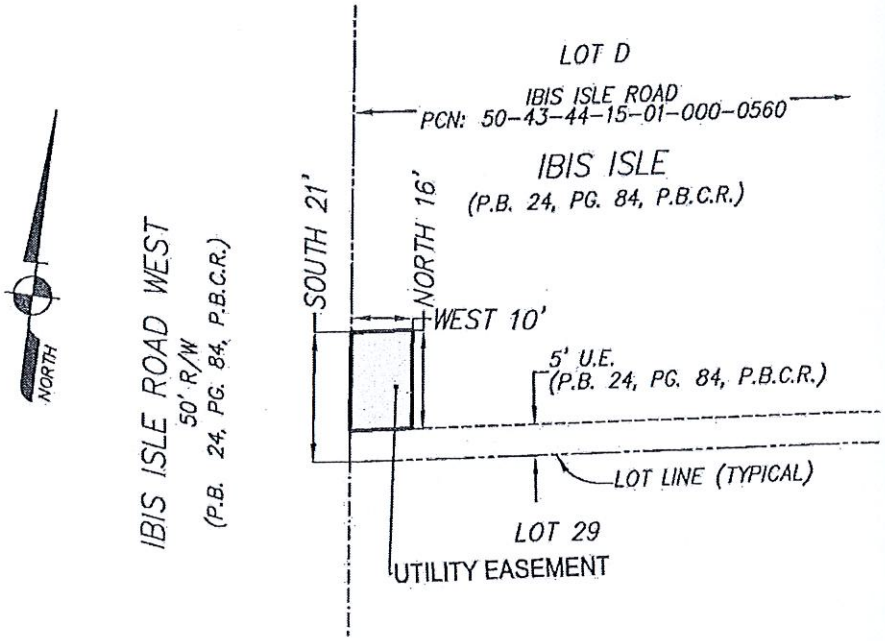

SURVEYOR'S REPORT:

1. Reproductions of this Sketch are not valid without the signature and the original raised seal of a Florida licensed surveyor and mapper.
2. No Title Opinion or Abstract to the subject property has been provided. It is possible that there are Deeds, Easements, or other instruments (recorded or unrecorded) which may affect the subject property. No search of the Public Records has been made by the Surveyor.
3. The land description shown hereon was prepared by the surveyor.
4. Data shown hereon was compiled from instrument(s) of record and does not constitute a boundary survey.
5. Abbreviation Legend: L.B. = Licensed Business; P.B. = Plat Book; P.B.C.R. = Palm Beach County Records; PCN = Parcel Control Number; PG. = Page; P.L.S. = Professional Land Surveyor; R/W = Right of Way; U.E. = Utility Easement.

CERTIFICATION:

I HEREBY CERTIFY that the attached Sketch and Description of the hereon described property is true and correct to the best of my knowledge and belief as prepared under my direction. I FURTHER CERTIFY that this Sketch and Description meets the Standards of Practice set forth in Chapter 5J-17.050 through 5J-17.052, Florida Administrative Code, pursuant to Section 472.027, Florida Statutes.

Date: 2/08/17

MICHAEL D. AVIROM, P.L.S.
Florida Registration No. 3268
AVIROM & ASSOCIATES, INC.
L.B. No. 3300

REVISIONS	AVIROM & ASSOCIATES, INC. SURVEYING & MAPPING 50 S.W. 2nd AVENUE, SUITE 102 BOCA RATON, FLORIDA 33432 TEL. (561) 392-2594, FAX (561) 394-7125 www.AVIROMSURVEY.com	JOB #: 10194-4.14
		SCALE: 1" = 30'
		DATE: 02/07/2017
		BY: KSB
		CHECKED: M.D.A.
		F.B. -- PG. --
		SHEET: 1 OF 1

©2017 AVIROM & ASSOCIATES, INC. all rights reserved.
This sketch is the property of AVIROM & ASSOCIATES, INC. and should not be reproduced or copied without written permission.

UNDERGROUND EASEMENT

Parcel I.D. 50-43-44-15-01-000-0560
(Maintained by County Appraiser)

This Instrument Prepared By
Name: H. Adams Weaver, Esq.
Co. Name: Jones, Foster, Johnston & Stubbs, P.A.
Address: 505 S. Flagler Dr., Suite 1100,
West Palm Beach, FL 33401

Reserved for Circuit Court

The undersigned, in consideration of the payment of $1.00 and other good and valuable consideration, the adequacy and receipt of which is hereby acknowledged, grant and give to Florida Power & Light Company ("FPL"), Bellsouth Telecommunications, LLC, Comcast Corporation, and the Town of Palm Beach, together with the affiliates, licensees, agents, successors, and assigns of the above named entities, a non-exclusive easement forever for the construction, operation and maintenance of underground electric utility, communications, and cable distribution facilities (including cables, conduits, appurtenant equipment, and appurtenant above ground equipment) to be installed from time to time; with the right to reconstruct, improve, add to, enlarge, change the voltage as well as the size of, and remove such facilities or any of them, within an easement described as follows:

See Exhibit "A" ("Easement Area")

Together with the right to permit any other person, firm, or corporation on behalf of the above named entities, and their affiliates, licensees, agents, successors, and assigns, to attach or place wires to or within any facilities hereunder and lay cable and conduit within the easement area and to operate the same for communications purposes; the right of ingress and egress to the Easement Area at all times; the right to clear the land and keep it cleared of all trees, undergrowth and other obstructions within the Easement Area; the right to trim and cut and keep trimmed and cut all dead, weak, leaning or dangerous trees or limbs outside of the Easement Area, which might interfere with or fall upon the lines or systems of communications or power transmission or distribution; and further grants, to the fullest extent the undersigned has the power to grant, if at all, the rights hereinabove granted on the Easement Area, over, along, under, and across the roads, streets or highways adjoining or through said Easement Area.

IN WITNESS WHEREOF, the undersigned has signed and sealed this instrument on _____, 20__.

Signed, sealed, and delivered in the presence of:

Town of Palm Beach

_____
(Witness' Signature)

By: _____
Thomas G. Bradford

Print Name: _____
(Witness)

Its: Town Manager

Print Name: _____

_____
(Witness' Signature)

Print Address: _____

Print Name: _____
(Witness)

STATE OF FLORIDA AND COUNTY OF PALM BEACH. The foregoing instrument was acknowledged before me this _____ day of _____, 20___, by _____, the _____ of _____ a _____, who is personally known to me or has produced _____ as identification and who did (did not) take an oath.
(Type of Identification)

My Commission Expires:

_____
Notary Public, Signature

Print Name: _____

EXHIBIT "A"

SKETCH AND DESCRIPTION
UTILITY EASEMENT

PORTION OF LOT D, IBIS ISLES
(P.B. 24, PG. 84, P.B.C.R.)
TOWN OF PALM BEACH, PALM BEACH COUNTY, FLORIDA

LAND DESCRIPTION:

The west 10 feet of the north 16 feet of Lot D, IBIS ISLE, according to the Plat thereof as recorded in Plat Book 24, Page 84, of the Public Records of Palm Beach County, Florida.

Said land lying in Palm Beach County, Florida and contains 160 square feet, more or less.

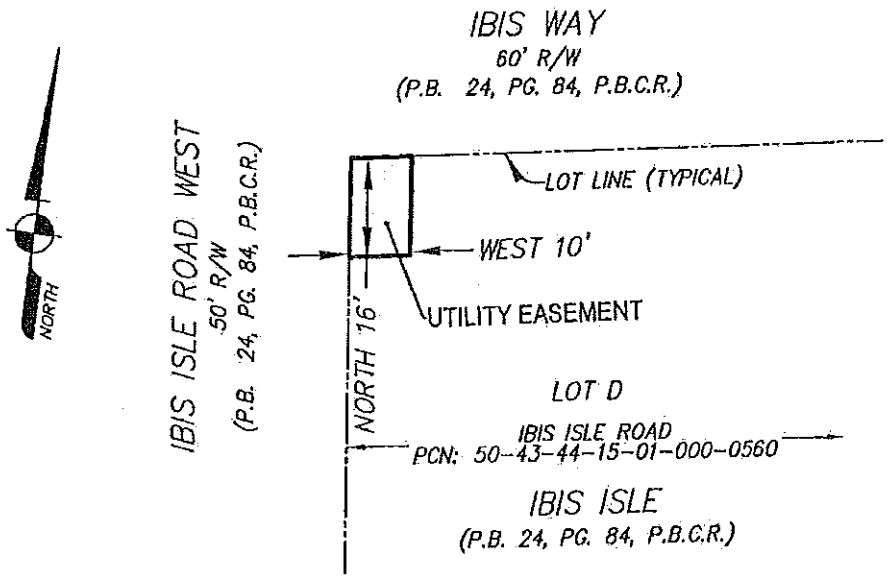



GRAPHIC SCALE IN FEET
1"=30'

SURVEYOR'S REPORT:

1. Reproductions of this Sketch are not valid without the signature and the original raised seal of a Florida licensed surveyor and mapper.
2. No Title Opinion or Abstract to the subject property has been provided. It is possible that there are Deeds, Easements, or other instruments (recorded or unrecorded) which may affect the subject property. No search of the Public Records has been made by the Surveyor.
3. The land description shown hereon was prepared by the surveyor.
4. Data shown hereon was compiled from instrument(s) of record and does not constitute a boundary survey.
5. Abbreviation Legend: L.B. = Licensed Business; P.B. = Plat Book; P.B.C.R. = Palm Beach County Records; PCN = Parcel Control Number; PG. = Page; P.L.S. = Professional Land Surveyor; R/W = Right of Way; U.E. = Utility Easement.

CERTIFICATION:

I HEREBY CERTIFY that the attached Sketch and Description of the hereon described property is true and correct to the best of my knowledge and belief as prepared under my direction. I FURTHER CERTIFY that this Sketch and Description meets the Standards of Practice set forth in Chapter 5J-17.050 through 5J-17.052, Florida Administrative Code, pursuant to Section 472.027, Florida Statutes.

Date: 2/08/17

MICHAEL D. AVIROM, P.L.S.
Florida Registration No. 3268
AVIROM & ASSOCIATES, INC.
L.B. No. 3300

REVISIONS			
	AVIROM & ASSOCIATES, INC. SURVEYING & MAPPING 50 S.W. 2nd AVENUE, SUITE 102 BOCA RATON, FLORIDA 33432 TEL. (561) 392-2594, FAX (561) 394-7125 www.AVIROMSURVEY.com	JOB #:	10194-4.15
		SCALE:	1" = 30'
		DATE:	02/07/2017
		BY:	KSB
		CHECKED:	M.D.A.
		F.B. —	PG. —
		SHEET:	2 OF 1

©2017 AVIROM & ASSOCIATES, INC. all rights reserved.
This sketch is the property of AVIROM & ASSOCIATES, INC. and should not be reproduced or copied without written permission.

UNDERGROUND EASEMENT

Parcel I.D. 50-43-44-11-03-000-1201
(Maintained by County Appraiser)

This Instrument Prepared By
Name: H. Adams Weaver, Esq.
Co. Name: Jones, Foster, Johnston & Stubbs, P.A.
Address: 505 S. Flagler Dr., Suite 1100,
West Palm Beach, FL 33401

Reserved for Circuit Court

The undersigned, in consideration of the payment of $1.00 and other good and valuable consideration, the adequacy and receipt of which is hereby acknowledged, grant and give to Florida Power & Light Company ("FPL"), Bellsouth Telecommunications, LLC, Comcast Corporation, and the Town of Palm Beach, together with the affiliates, licensees, agents, successors, and assigns of the above named entities, a non-exclusive easement forever for the construction, operation and maintenance of underground electric utility, communications, and cable distribution facilities (including cables, conduits, appurtenant equipment, and appurtenant above ground equipment) to be installed from time to time; with the right to reconstruct, improve, add to, enlarge, change the voltage as well as the size of, and remove such facilities or any of them, within an easement described as follows:

See Exhibit "A" ("Easement Area")

Together with the right to permit any other person, firm, or corporation on behalf of the above named entities, and their affiliates, licensees, agents, successors, and assigns, to attach or place wires to or within any facilities hereunder and lay cable and conduit within the easement area and to operate the same for communications purposes; the right of ingress and egress to the Easement Area at all times; the right to clear the land and keep it cleared of all trees, undergrowth and other obstructions within the Easement Area; the right to trim and cut and keep trimmed and cut all dead, weak, leaning or dangerous trees or limbs outside of the Easement Area, which might interfere with or fall upon the lines or systems of communications or power transmission or distribution; and further grants, to the fullest extent the undersigned has the power to grant, if at all, the rights hereinabove granted on the Easement Area, over, along, under, and across the roads, streets or highways adjoining or through said Easement Area.

IN WITNESS WHEREOF, the undersigned has signed and sealed this instrument on _____, 20__.

Signed, sealed, and delivered in the presence of:

_____
(Witness' Signature)

Print Name: _____
(Witness)

_____
(Witness' Signature)

Print Name: _____
(Witness)

Town of Palm Beach

By: _____
Thomas G. Bradford

Its: Town Manager

Print Name: _____

Print Address: _____

STATE OF FLORIDA AND COUNTY OF PALM BEACH. The foregoing instrument was acknowledged before me this _____ day of _____, 20___, by _____, the _____ of _____ a _____, who is personally known to me or has produced _____ as identification and who did (did not) take an oath.
(Type of Identification)

My Commission Expires:

_____
Notary Public, Signature

Print Name: _____

EXHIBIT "A"

SKETCH AND DESCRIPTION
UTILITY EASEMENT

PORTION OF LOT 126, PALM BEACH ESTATES
(P.B. 8, PG. 3, P.B.C.R.)
TOWN OF PALM BEACH, PALM BEACH COUNTY, FLORIDA

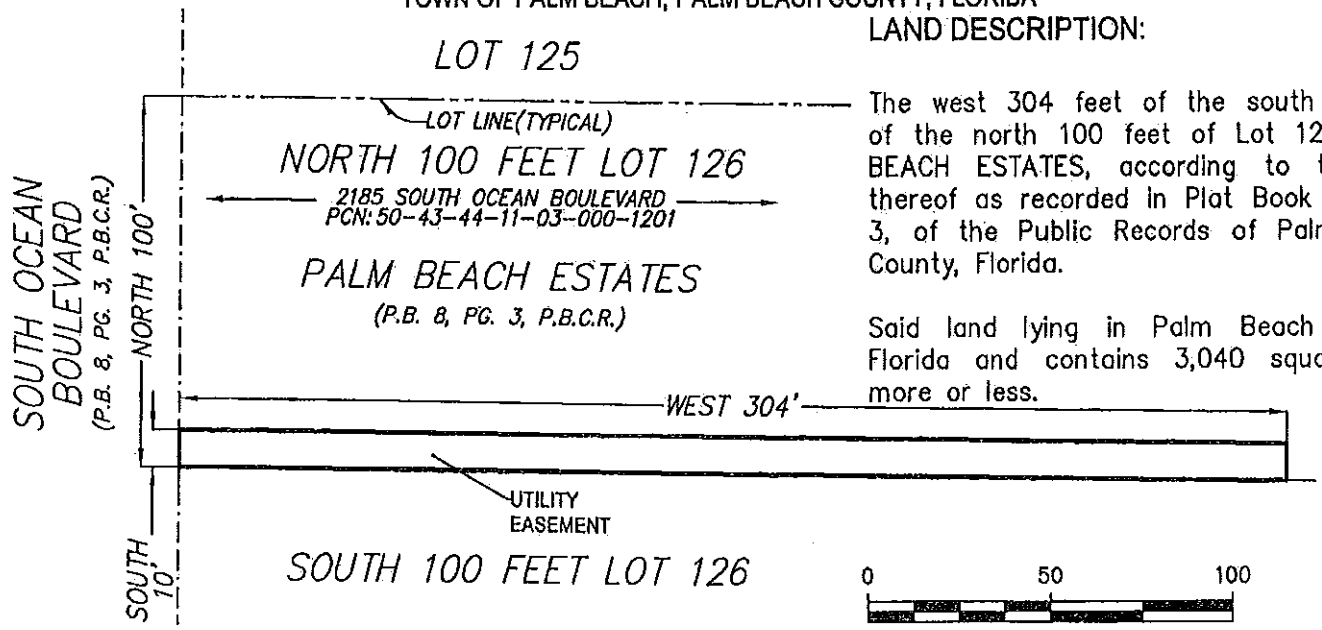

LAND DESCRIPTION:

The west 304 feet of the south 10 feet of the north 100 feet of Lot 126, PALM BEACH ESTATES, according to the Plat thereof as recorded in Plat Book 8, Page 3, of the Public Records of Palm Beach County, Florida.

Said land lying in Palm Beach County, Florida and contains 3,040 square feet, more or less.

SURVEYOR'S REPORT:

1. Reproductions of this Sketch are not valid without the signature and the original raised seal of a Florida licensed surveyor and mapper.
2. No Title Opinion or Abstract to the subject property has been provided. It is possible that there are Deeds, Easements, or other instruments (recorded or unrecorded) which may affect the subject property. No search of the Public Records has been made by the Surveyor.
3. The land description shown hereon was prepared by the surveyor.
4. Data shown hereon was compiled from instrument(s) of record and does not constitute a boundary survey.
5. Abbreviation Legend: L.B. = Licensed Business; P.B. = Plat Book; P.B.C.R. = Palm Beach County Records; PCN = Parcel Control Number; PG. = Page; P.L.S. = Professional Land Surveyor; R/W = Right of Way.

CERTIFICATION:

I HEREBY CERTIFY that the attached Sketch and Description of the hereon described property is true and correct to the best of my knowledge and belief as prepared under my direction. I FURTHER CERTIFY that this Sketch and Description meets the Standards of Practice set forth in Chapter 5J-17.050 through 5J-17.052, Florida Administrative Code, pursuant to Section 472.027, Florida Statutes.

Date: 2/08/17

MICHAEL D. AVIROM, P.L.S.
Florida Registration No. 3268
AVIROM & ASSOCIATES, INC.
L.B. No. 3300

REVISIONS			
	AVIROM & ASSOCIATES, INC. SURVEYING & MAPPING 50 S.W. 2nd AVENUE, SUITE 102 BOCA RATON, FLORIDA 33432 TEL. (561) 392-2594, FAX (561) 394-7125 www.AVIROMSURVEY.com	JOB #:	10194-4.18
		SCALE:	1" = 50'
		DATE:	02/07/2017
		BY:	KSB
		CHECKED:	M.D.A.
		F.B. —	PG. –
		SHEET:	1 OF 1

©2017 AVIROM & ASSOCIATES, INC. all rights reserved.
This sketch is the property of AVIROM & ASSOCIATES, INC. and should not be reproduced or copied without written permission.

UNDERGROUND EASEMENT

Parcel I.D. 50-43-44-11-03-000-1201
(Maintained by County Appraiser)

This Instrument Prepared By
Name: H. Adams Weaver, Esq.
Co. Name: Jones, Foster, Johnston & Stubbs, P.A.
Address: 505 S. Flagler Dr., Suite 1100,
West Palm Beach, FL 33401

Reserved for Circuit Court

The undersigned, in consideration of the payment of $1.00 and other good and valuable consideration, the adequacy and receipt of which is hereby acknowledged, grant and give to Florida Power & Light Company ("FPL"), Bellsouth Telecommunications, LLC, Comcast Corporation, and the Town of Palm Beach, together with the affiliates, licensees, agents, successors, and assigns of the above named entities, a non-exclusive easement forever for the construction, operation and maintenance of underground electric utility, communications, and cable distribution facilities (including cables, conduits, appurtenant equipment, and appurtenant above ground equipment) to be installed from time to time; with the right to reconstruct, improve, add to, enlarge, change the voltage as well as the size of, and remove such facilities or any of them, within an easement described as follows:

See Exhibit "A" ("Easement Area")

Together with the right to permit any other person, firm, or corporation on behalf of the above named entities, and their affiliates, licensees, agents, successors, and assigns, to attach or place wires to or within any facilities hereunder and lay cable and conduit within the easement area and to operate the same for communications purposes; the right of ingress and egress to the Easement Area at all times; the right to clear the land and keep it cleared of all trees, undergrowth and other obstructions within the Easement Area; the right to trim and cut and keep trimmed and cut all dead, weak, leaning or dangerous trees or limbs outside of the Easement Area, which might interfere with or fall upon the lines or systems of communications or power transmission or distribution; and further grants, to the fullest extent the undersigned has the power to grant, if at all, the rights hereinabove granted on the Easement Area, over, along, under, and across the roads, streets or highways adjoining or through said Easement Area.

IN WITNESS WHEREOF, the undersigned has signed and sealed this instrument on _____, 20__.

Signed, sealed, and delivered in the presence of:

_____
(Witness' Signature)

Print Name: _____
(Witness)

_____
(Witness' Signature)

Print Name: _____
(Witness)

Town of Palm Beach

By: _____
Thomas G. Bradford

Its: Town Manager

Print Name: _____

Print Address: _____

STATE OF FLORIDA AND COUNTY OF PALM BEACH. The foregoing instrument was acknowledged before me this _____ day of _____, 20___, by _____, the _____ of _____ a _____, who is personally known to me or has produced _____ as identification and who did (did not) take an oath.
(Type of Identification)

My Commission Expires:

_____
Notary Public, Signature

Print Name: _____

EXHIBIT "A"

SKETCH AND DESCRIPTION
UTILITY EASEMENT

PORTION OF LOT 123, PALM BEACH ESTATES
(P.B. 8, PG. 3, P.B.C.R.)
TOWN OF PALM BEACH, PALM BEACH COUNTY, FLORIDA

LAND DESCRIPTION:

The west 40 feet of the south 10 feet of the north 93 feet of Lot 123, PALM BEACH ESTATES, according to the Plat thereof as recorded in Plat Book 8, Page 3, of the Public Records of Palm Beach County, Florida.

Said land lying in Palm Beach County, Florida and contains 360 square feet, more or less.

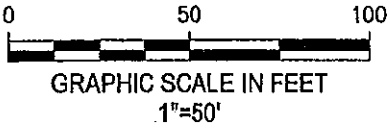

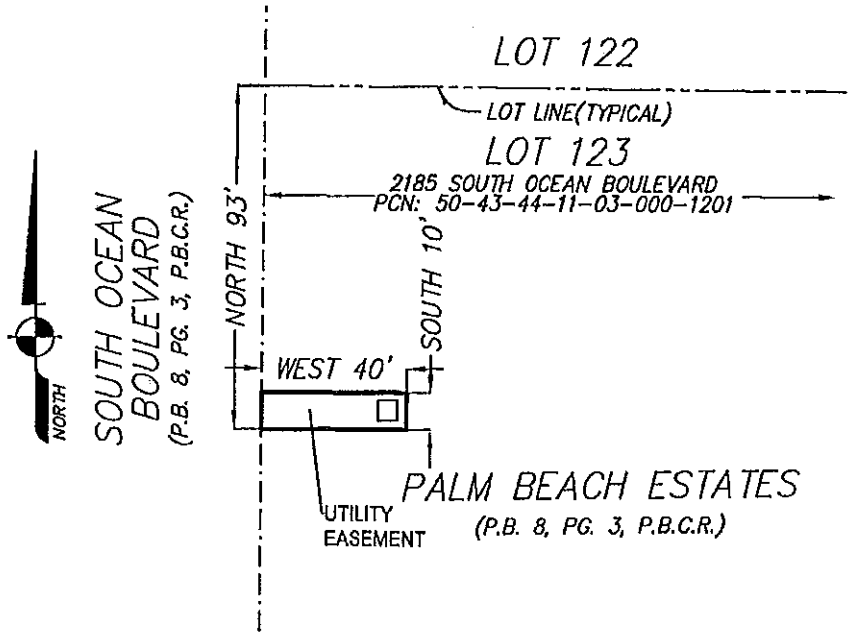

SURVEYOR'S REPORT:

1. Reproductions of this Sketch are not valid without the signature and the original raised seal of a Florida licensed surveyor and mapper.
2. No Title Opinion or Abstract to the subject property has been provided. It is possible that there are Deeds, Easements, or other instruments (recorded or unrecorded) which may affect the subject property. No search of the Public Records has been made by the Surveyor.
3. The land description shown hereon was prepared by the surveyor.
4. Data shown hereon was compiled from instrument(s) of record and does not constitute a boundary survey.
5. Abbreviation Legend: L.B. = Licensed Business; P.B. = Plat Book; P.B.C.R. = Palm Beach County Records; PCN = Parcel Control Number; PG. = Page; P.L.S. = Professional Land Surveyor.

CERTIFICATION:

I HEREBY CERTIFY that the attached Sketch and Description of the hereon described property is true and correct to the best of my knowledge and belief as prepared under my direction. I FURTHER CERTIFY that this Sketch and Description meets the Standards of Practice set forth in Chapter 5J-17.050 through 5J-17.052, Florida Administrative Code, pursuant to Section 472.027, Florida Statutes.

Date: 2/10/17

MICHAEL D. AVIROM, P.L.S.
Florida Registration No. 3268
AVIROM & ASSOCIATES, INC.
L.B. No. 3300

REVISIONS	AVIROM & ASSOCIATES, INC. SURVEYING & MAPPING 50 S.W. 2nd AVENUE, SUITE 102 BOCA RATON, FLORIDA 33432 TEL. (561) 392-2594, FAX (561) 394-7125 www.AVIROMSURVEY.com	JOB #: 10194-4.19
		SCALE: 1" = 50'
		DATE: 02/07/2017
		BY: KSB
		CHECKED: M.D.A.
		F.B. --- PG. --
		SHEET: 1 OF 1

©2017 AVIROM & ASSOCIATES, INC. all rights reserved.
This sketch is the property of AVIROM & ASSOCIATES, INC. and should not be reproduced or copied without written permission.

UNDERGROUND EASEMENT

Parcel I.D. 50-43-42-34-03-000-1072
(Maintained by County Appraiser)

This Instrument Prepared By
Name: H. Adams Weaver, Esq.
Co. Name: Jones, Foster, Johnston & Stubbs, P.A.
Address: 505 S. Flagler Dr., Suite 1100,
West Palm Beach, FL 33401

Reserved for Circuit Court

The undersigned, in consideration of the payment of $1.00 and other good and valuable consideration, the adequacy and receipt of which is hereby acknowledged, grant and give to Florida Power & Light Company ("FPL"), Bellsouth Telecommunications, LLC, Comcast Corporation, and the Town of Palm Beach, together with the affiliates, licensees, agents, successors, and assigns of the above named entities, a non-exclusive easement forever for the construction, operation and maintenance of underground electric utility, communications, and cable distribution facilities (including cables, conduits, appurtenant equipment, and appurtenant above ground equipment) to be installed from time to time; with the right to reconstruct, improve, add to, enlarge, change the voltage as well as the size of, and remove such facilities or any of them, within an easement described as follows:

See Exhibit "A" ("Easement Area")

Together with the right to permit any other person, firm, or corporation on behalf of the above named entities, and their affiliates, licensees, agents, successors, and assigns, to attach or place wires to or within any facilities hereunder and lay cable and conduit within the easement area and to operate the same for communications purposes; the right of ingress and egress to the Easement Area at all times; the right to clear the land and keep it cleared of all trees, undergrowth and other obstructions within the Easement Area; the right to trim and cut and keep trimmed and cut all dead, weak, leaning or dangerous trees or limbs outside of the Easement Area, which might interfere with or fall upon the lines or systems of communications or power transmission or distribution; and further grants, to the fullest extent the undersigned has the power to grant, if at all, the rights hereinabove granted on the Easement Area, over, along, under, and across the roads, streets or highways adjoining or through said Easement Area.

IN WITNESS WHEREOF, the undersigned has signed and sealed this instrument on _____, 20__.

Signed, sealed, and delivered in the presence of:

Town of Palm Beach

_____
(Witness' Signature)

By: _____
Thomas G. Bradford

Print Name: _____
(Witness)

Its: Town Manager

Print Name: _____

_____
(Witness' Signature)

Print Address: _____

Print Name: _____
(Witness)

STATE OF FLORIDA AND COUNTY OF PALM BEACH. The foregoing instrument was acknowledged before me this _____ day of _____, 20____, by _____, the _____ of _____ a _____, who is personally known to me or has produced _____ as identification and who did (did not) take an oath.
(Type of Identification)

My Commission Expires:

_____
Notary Public, Signature

Print Name: _____

EXHIBIT "A"

SKETCH AND DESCRIPTION
UTILITY EASEMENT

PORTION OF LOT 107, REVISED PLAT OF LAKE FRONT ADDITION TO BOCA RATONE COMPANY'S INLET SUBDIVISION
(P.B. 18, PG. 5, P.B.C.R.)
TOWN OF PALM BEACH, PALM BEACH COUNTY, FLORIDA

LAND DESCRIPTION:

A portion of Lot 107, REVISED PLAT OF LAKE FRONT ADDITION TO BOCA RATONE COMPANY'S INLET SUBDIVISION, according to the plat thereof as recorded in Plat Book 18, Page 5, of the Public Records of Palm Beach County Florida, being more particularly described as follows:

COMMENCE at the southwest corner of said Lot 107, thence N02°01'32"E, along the west line of said Lot 107, a distance of 32.61 feet; thence S90°00'00"E, 4.18 feet to the POINT OF BEGINNING; thence N73°16'20"E, 10.00 feet to the west right-of-way line of North Lake Way; thence S16°43'40"E, along said east right-of-way line, 15.00 feet; thence S73°16'20"W, 10.00 feet; thence N16°43'40"W, 15.0 feet to the POINT OF BEGINNING.

Said land lying in Palm Beach County, Florida and contains 150 square feet, more or less.

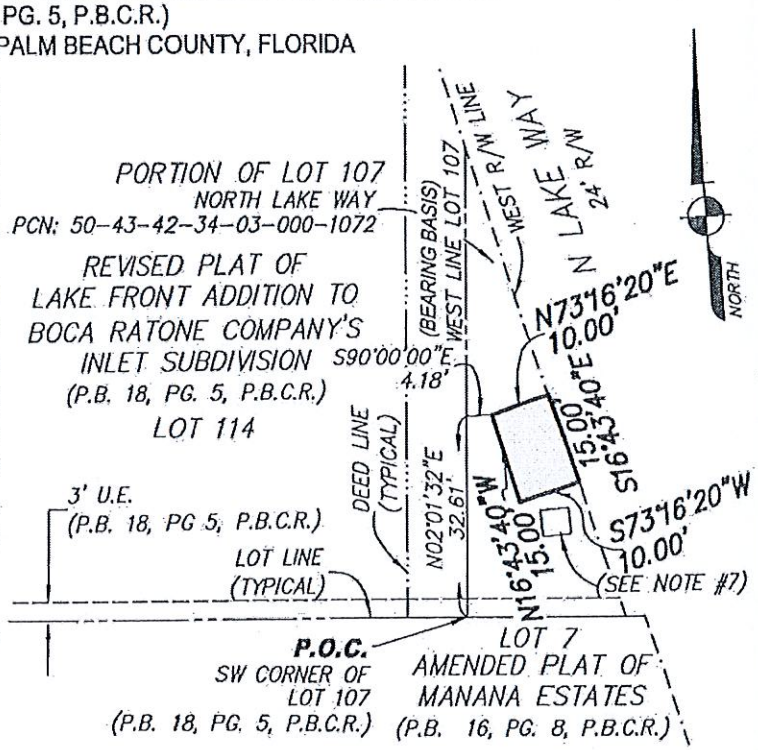

SURVEYOR'S REPORT:

1. Reproductions of this Sketch are not valid without the signature and the original raised seal of a Florida licensed surveyor and mapper.
2. No Title Opinion or Abstract to the subject property has been provided. It is possible that there are Deeds, Easements, or other instruments (recorded or unrecorded) which may affect the subject property. No search of the Public Records has been made by the Surveyor.
3. The land description shown hereon was prepared by the Surveyor.
4. Bearings shown hereon is based on the west line of Lot 107 having a bearing of N02°01'32"E.
5. Data shown hereon was compiled from instrument(s) of record and does not constitute a boundary survey.
6. Abbreviation Legend: L.B. = Licensed Business; P.B. = Plat Book; P.B.C.R. = Palm Beach County Records; PCN = Parcel Control Number; PG. = Page; P.L.S. = Professional Land Surveyor; R/W = Right of Way; U.E. = Utility Easement.
7. The intent of this description is to be clear of an existing concrete slab as shown.

CERTIFICATION:

I HEREBY CERTIFY that the attached Sketch and Description of the hereon described property is true and correct to the best of my knowledge and belief as prepared under my direction. I FURTHER CERTIFY that this Sketch and Description meets the Standards of Practice set forth in Chapter 5J-17.050 through 5J-17.052, Florida Administrative Code, pursuant to Section 472.027, Florida Statutes.

Date: 2/08/17

0 30 60
GRAPHIC SCALE IN FEET
1"=30'

MICHAEL D. AVIROM, P.L.S.
Florida Registration No. 3268
AVIROM & ASSOCIATES, INC.
L.B. No. 3300

REVISIONS		
	AVIROM & ASSOCIATES, INC. SURVEYING & MAPPING 50 S.W. 2nd AVENUE, SUITE 102 BOCA RATON, FLORIDA 33432 TEL. (561) 392-2594, FAX (561) 394-7125 www.AVIROMSURVEY.com ©2017 AVIROM & ASSOCIATES, INC. all rights reserved. This sketch is the property of AVIROM & ASSOCIATES, INC. and should not be reproduced or copied without written permission.	JOB #: 10194-4.16 SCALE: 1" = 30' DATE: 02/07/2017 BY: KSB CHECKED: M.D.A. F.B. -- PG. -- SHEET: 1 OF 1

Town Of Palm Beach Undergrounding Project

Report: March 2017

Updates

GO Bond schedule is delayed
The Goldmacher lawsuit is proceeding

Status Legend

Green (1) - On Task
Yellow (2) - Caution
Red (3) - Not On Task

Engineering

Master Plan	Budget	1	89.19%	100.0%
	Schedule	1	97.00%	100.0%
North End Design	Budget	1	72.53%	100.0%
	Schedule	2	87.00%	100.0%
South End Design	Budget	1	68.19%	100.0%
	Schedule	2	85.00%	100.0%

Easement Acquisition

Easement Acquisition	1	48.00%	100.0%

Financing

Financing	2	0.00%	100.0%

Communications

Communications	Budget	1	20.27%	100.0%
	Schedule	1	68.00%	100.0%

Saves And Raves

Tash Force members who have been assisting in easement acquisition process
The elimination of 7 easements in Phase 1 North



Underground Utility Task Force
Monthly Progress Report
March 2017

Table of Contents

Dashboard Cover Page

1. Kimley-Horn Progress Report
2. Master Plan Gantt Chart
3. Project Design Gantt Chart
4. Budget Report
5. Financing Schedule – not included, in process of being updated
6. Interest Rate Forecast as of March 24, 2017

The following reports will be provided when applicable in future reporting:

- Easement Acquisition Report
- Communication Report
- Construction Updates and Status Report
- Safety and Reliability Reports
- Completion Milestones

Dashboard Notes:

- Overall Budget represents the percentage encumbered to date versus the total project budget of $90 million.
- Amounts on dashboard are percentages of total budget and design completed related to master planning, north and south end design.
- We will be making additional changes in future dashboards to reflect a new section with monthly highlights, including UUTF and Town Council decisions affecting the project, and other format changes.

Prepared by the Finance Department
March 31, 2017

Town-Wide Undergrounding Project
Progress Report
Period: February 28, 2017 to March 27, 2017

I. Scope Update

A. General

- Schedule: Project schedule progress is shown below.
  - Master Planning is 97% complete
  - North End Design is 87% complete
  - South End Design is 85% complete
- Budget: Project is on budget as of March 15, 2017
  - Master Planning is at 89% of total task budget
  - North End Design is at 74% of total task budget
  - South End Design at 76% of total task budget

B. Master Planning Phase

- Received comments on the Draft master plan from the UUTF and worked on incorporating their review comments into the document. Comments have been incorporated and a presentation developed for the April Task Force meeting.
- Provided 10 additional hard copy draft master plan documents to the Town.
- Work performed to refine overall opinion of probable cost for the program based on value engineering activities and discussions with Town staff and utility owners.
- Presentation to the Preservation Foundation to provide a brief project update.
- The Broadband Request for Information was publicly advertised. Responses were received on March 15, 2017. The responses are currently being evaluated.

C. Detailed Design Phase

- Subconsultant/utility owner coordination regarding completion of various equipment location revisions due to the easement acquisition and value engineering process. Incorporation of these changes in the bid documents.
- Coordination meetings occurred between AT&T/Comcast and the design team to clarify and coordinate elements of the network designs received.
- Coordination with Town Attorney, Brannon & Gillespie, Waypoint Engineering and FPL related to equipment locations and easement requirements.
- Numerous field meetings with residents, businesses, and condominiums to discuss easement requests were performed. Coordination with surveyor to develop legal sketches and descriptions for agreed upon easements.

- The Town evaluated and ranked submittals for Construction Management at Risk services for Phases 1 North and South.
- Secondary service conductor design for commercial services (south end) in progress.
- The FDOT Utility Permit Application was submitted to the FDOT.
- Progress meetings occurred to coordinate various elements of the project.

II. Upcoming Activities (March 28, 2017 – April 27, 2017)

A. Master Planning Phase

- Presentation of the Master Plan to the UUTF. Meetings will continue with consultant team, Town staff, utility providers and potential broadband providers to refine program costs.
- Presentations to the Civic Association and the Citizen's Association to describe the master plan and current project status.

B. Detailed Design Phase

- We anticipate that we will continue to refine the bid documents based on progress with the easement acquisition process, coordination with the utility owners, value engineering activities and various other minor design elements.
- Continued coordination with FPL / AT&T / Comcast to work out final coordination issues and communicate revisions requested by property owners through the easement acquisition process.
- The easement acquisition process will continue through the Town Attorney's office including field meetings with affected residents, businesses, and condominiums.
- The Construction Manager at Risk for both the north and south phases will begin bidding of the sub trades and development of the GMP.
- Design Progress Meetings will continue to be held with the Design Team and Utility Owners.

III. Saves and Raves

A. *Saves:* We were able to eliminate seven easements in Phase 1 North.

B. *Raves:* We would like to recognize and thank those Task Force members who have been assisting us in the easement acquisition process.

ID	Task Name	Duration	Start	Finish
1	**Master Planning**	230 days?	Mon 5/16/16	Fri 3/31/17
2	**External Project Kick off Meeting**	1 day	Thu 6/16/16	Thu 6/16/16
3	**Internal Project Kick off Meeting**	1 day	Mon 6/20/16	Mon 6/20/16
4	**Task 1.1.1 - Data Collection**	65 days?	Mon 5/16/16	Fri 8/12/16
5	Collect/Analyze Town Project Data- ACIP Program Information (roads, drainage, street lights, other planned ACIP projects)	35 days	Mon 5/16/16	Fri 7/1/16
6	Collect/Analyze City Data - Watermain program information	30 days	Mon 5/16/16	Fri 6/24/16
7	Collect/Analyze Lake Worth and South Palm Beach data at project limits	30 days	Mon 5/16/16	Fri 6/24/16
8	Collect/Analyze FPU - gas main replacement program	30 days	Mon 5/16/16	Fri 6/24/16
9	Collect/ Analyze - FDOT records and proposed projects in Town limits	30 days	Mon 5/16/16	Fri 6/24/16
10	**Collect/Analyze FPL**	23 days?	Wed 7/13/16	Fri 8/12/16
11	Office Meeting/Record Review with FPL	1 day?	Wed 7/13/16	Wed 7/13/16
12	Field Verification of Major Utility Elements	22 days	Thu 7/14/16	Fri 8/12/16
13	**Collect/Analyze ATT**	22 days?	Thu 7/14/16	Fri 8/12/16
14	Office Meeting/Record Review with ATT (infrastructure / Smart Poles)	1 day?	Thu 7/14/16	Thu 7/14/16
15	Field Verification of Major Utility Elements	21 days	Fri 7/15/16	Fri 8/12/16
16	**Collect/Analyze Comcast**	21 days	Fri 7/15/16	Fri 8/12/16
17	Office Meeting/Record Review with Comcast	1 day	Fri 7/15/16	Fri 7/15/16
18	Field Verification of Major Utility Elements	18 days	Wed 7/20/16	Fri 8/12/16
19				
20	**Task 1.1.2 - Data Collection-Future Communications Systems**	104 days	Wed 7/6/16	Mon 11/28/16
21	Collect/Analyze - TOPB Police and Fire Dept private lines	16 days	Fri 7/15/16	Fri 8/5/16
22	Meeting with Town Public Works staff, Fire Department Staff, and Police Staff	1 day	Wed 7/6/16	Wed 7/6/16
23	Analysis of Town-wide Closed communications system expansion (police/fire/public works)	17 days	Fri 7/15/16	Mon 8/8/16
24	Analysis of Town-wide Closed Circuit communications system	51 days	Wed 7/6/16	Wed 9/14/16
25	Develop recommendations/conceptual order of magnitude OPC (Town Future Communications only)	21 days	Mon 9/26/16	Mon 10/24/16
26	Draft and Issue summary memorandum	47 days	Thu 9/15/16	Fri 11/18/16
27	Review recommendations with Town	6 days	Mon 11/21/16	Mon 11/28/16
28				
29	**Broadband Infrastructure Assessment**	180 days?	Mon 7/25/16	Fri 3/31/17
30	Kickoff meeting	1 day	Mon 7/25/16	Mon 7/25/16

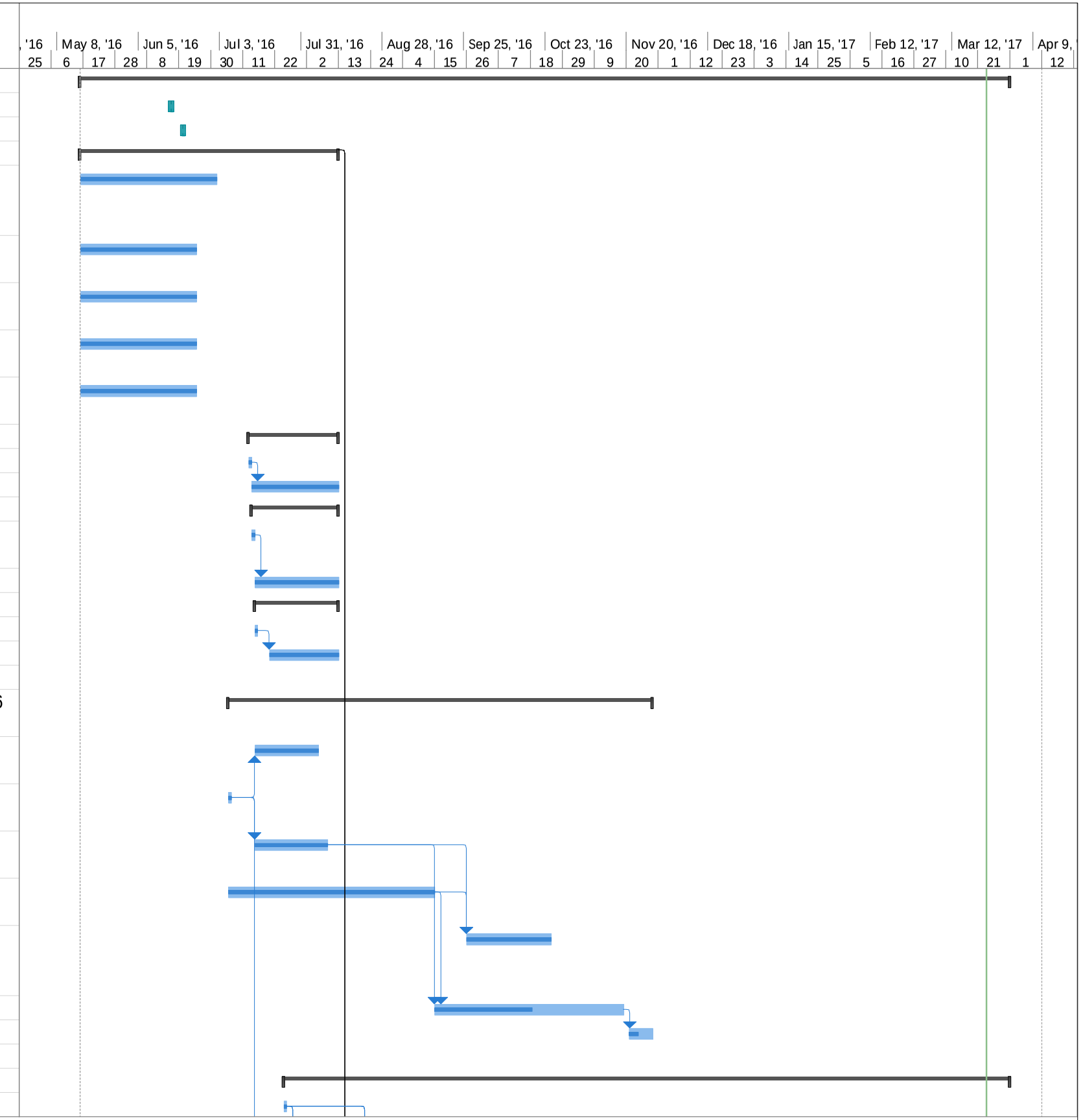

Project: TOPB UG Master Plann
Date: Fri 3/24/17

Task | Milestone | Summary | Manual Task | Manual Summary | Finish-only | Deadline | Progress | Manual Progress

ID	Task Name	Duration	Start	Finish
31	Community Needs & Stakeholder Outreach	65 days	Tue 7/26/16	Mon 10/24/16
32	Broadband Market Analysis	44 days	Tue 7/26/16	Fri 9/23/16
33	Broadband Issue Analysis	21 days	Mon 9/26/16	Mon 10/24/16
34	FTTP Data Collection & Benchmarking	46 days	Mon 8/22/16	Mon 10/24/16
35	FTTP Technical Design Options	46 days	Mon 8/22/16	Mon 10/24/16
36	FTTP Business Case Analysis	46 days	Mon 8/22/16	Mon 10/24/16
37	FTTP Financial Evaluation	46 days	Mon 9/26/16	Mon 11/28/16
38	FTTP Roadmap and Business Plan	25 days	Tue 10/25/16	Mon 11/28/16
39	Final Presentation and Deliverables	25 days	Tue 10/25/16	Mon 11/28/16
40	UUTF Presentation	1 day	Tue 12/6/16	Tue 12/6/16
41	RFI Development	21 days	Fri 1/6/17	Fri 2/3/17
42	RFI Distribution and Advertisement	21 days?	Mon 2/6/17	Mon 3/6/17
43	Review RFI Responses and Provide Recommendations	19 days?	Tue 3/7/17	Fri 3/31/17
44				
45	**Task 1.1.3 - GIS Base Map Development - Existing Infrastructure**	61 days	Mon 5/16/16	Mon 8/8/16
46	GIS Map Development Town Project Data- ACIP Program Information	45 days	Mon 5/16/16	Fri 7/15/16
47	GIS Map Development - Watermain program information	45 days	Mon 5/16/16	Fri 7/15/16
48	GIS Map Development FPU - gas main replacement program	45 days	Mon 5/16/16	Fri 7/15/16
49	GIS Map Development - TOPB Police and Fire private lines	17 days	Fri 7/15/16	Mon 8/8/16
50	GIS Map Development - FDOT records and proposed projects in Town limits	45 days	Mon 5/16/16	Fri 7/15/16
51				
52	**Task 1.2 - Concept Design/Master Plan**	99 days	Fri 7/15/16	Wed 11/30/16
53	Master Plan Design Layout/Workshop - FPL Infrastructure -GIS Maps	78 days	Mon 8/15/16	Wed 11/30/16
54	Master Plan Design Layout/Workshop - ATT Infrastructure - GIS Maps	59 days	Mon 8/15/16	Thu 11/3/16
55	Master Plan Design Layout/Workshop - Comcast Infrastructure - GIS Maps	70 days	Mon 8/15/16	Fri 11/18/16
56	Master Plan Design Layout - Street lights - GIS Area Map	55 days	Mon 7/18/16	Fri 9/30/16
57	Master Plan Design Layout - CC fiber link and Competitor Communications - GIS Map	17 days	Fri 7/15/16	Mon 8/8/16
58	Major easement Identification, field verification	47 days	Thu 9/1/16	Fri 11/4/16
59				
60	**Task 1.2.3 - Phase Selection and Development**	45 days	Mon 8/8/16	Fri 10/7/16
61	Phase Selection and Development / GIS Map Development of Phasing Limits (first half of project)	45 days	Mon 8/8/16	Fri 10/7/16

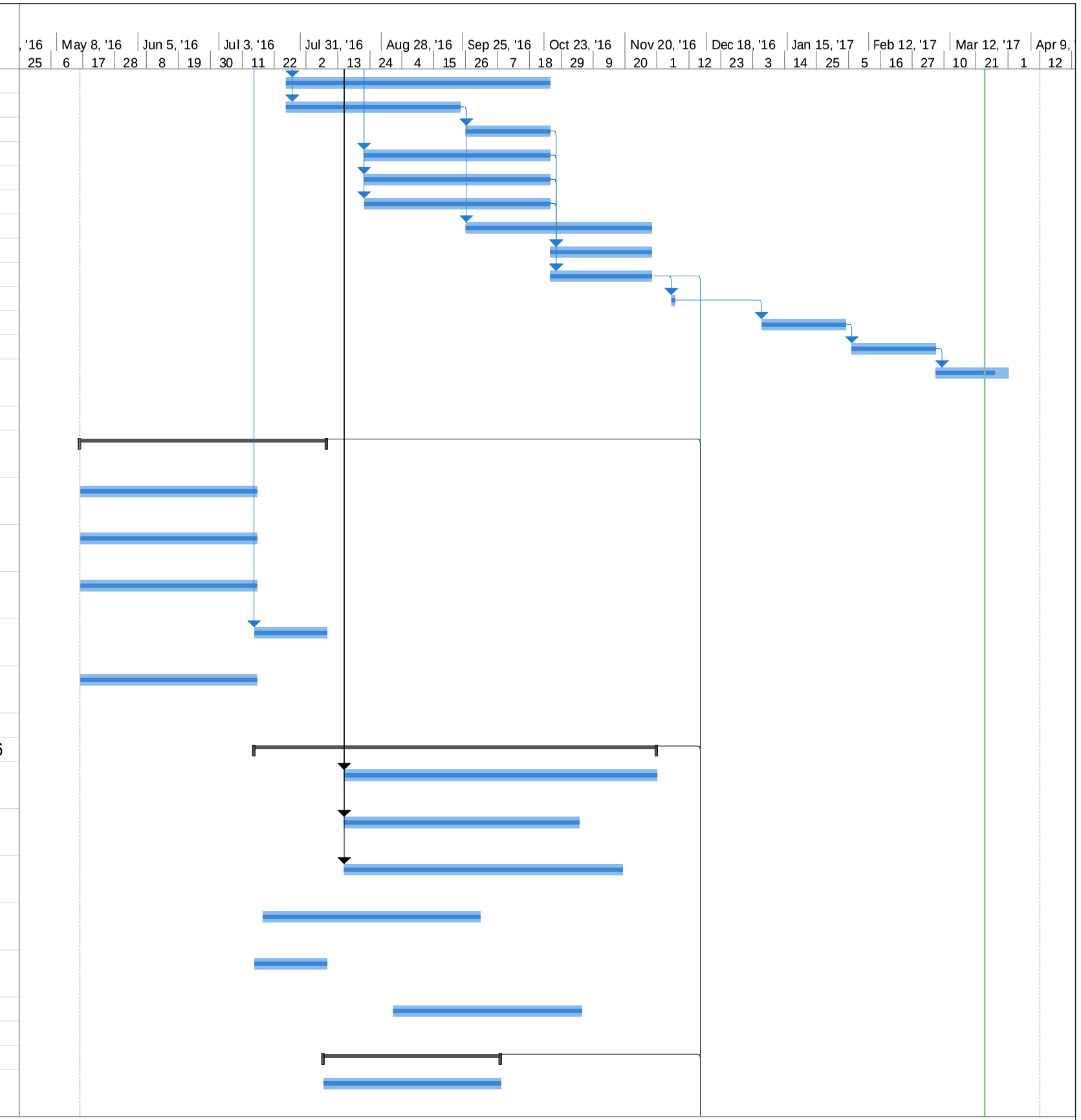

Project: TOPB UG Master Plann
Date: Fri 3/24/17

Task | Summary | Manual Summary | Deadline | Manual Progress
Milestone | Manual Task | Finish-only | Progress

ID	Task Name	Duration	Start	Finish
62				
63	**Task 1.2.4 - Engineers Opinion of Probable Construction Cost**	63 days	Mon 9/5/16	Wed 11/30/16
64	Development of Overall OPC and year-by-year cost projection	63 days	Mon 9/5/16	Wed 11/30/16
65				
66	**Task 1.3 - Project Sequencing and Phasing**	125 days	Mon 5/16/16	Fri 11/4/16
67	Task 1.3.1 - Schedule Collection - Outside Projects (ACIP, City, Town, FPU, FDOT, etc.)	35 days	Mon 5/16/16	Fri 7/1/16
68	Task 1.3.2 - Master Schedule Development	60 days	Mon 8/15/16	Fri 11/4/16
69				
70	**Task 1.4 - Assessment of Traffic Impacts**	78 days	Mon 8/15/16	Wed 11/30/16
71	Develop Traffic Control Notes/Overall Plan	35 days	Mon 8/15/16	Fri 9/30/16
72	Develop General Project Zones	32 days	Thu 9/1/16	Fri 10/14/16
73	Develop GIS Map for MOT Plan	43 days	Mon 10/3/16	Wed 11/30/16
74				
75	**Task 1.5 - Project Delivery Methods**	45 days?	Wed 8/17/16	Tue 10/18/16
76	Meeting with Town to review delivery method criteria	1 day	Wed 8/17/16	Wed 8/17/16
77	Develop general selection criteria based on project phase complexity, phasing, etc.	26 days	Fri 8/19/16	Fri 9/23/16
78	Develop delivery method recommendations for each Phase of Project	15 days?	Mon 9/26/16	Fri 10/14/16
79	Review recommendations with Town	1 day	Tue 10/18/16	Tue 10/18/16
80				
81	**Task 1.6 - Master Plan Document**	90 days	Mon 9/5/16	Fri 1/6/17
82	Develop master plan document to describe process undertaken, present design criteria, public vetting process and recommendations	74 days	Mon 9/5/16	Thu 12/15/16
83	Submit to Town Staff	1 day	Fri 12/16/16	Fri 12/16/16
84	Town Staff Review	15 days	Mon 12/19/16	Fri 1/6/17
85				
86	**Refine Master Plan based on Town Comments**	60 days	Mon 1/9/17	Fri 3/31/17
87	**UUTF Meeting to Present MP**	1 day?	Tue 4/4/17	Tue 4/4/17
88	**Town Council Meeting to Present MP**	1 day?	Tue 4/11/17	Tue 4/11/17

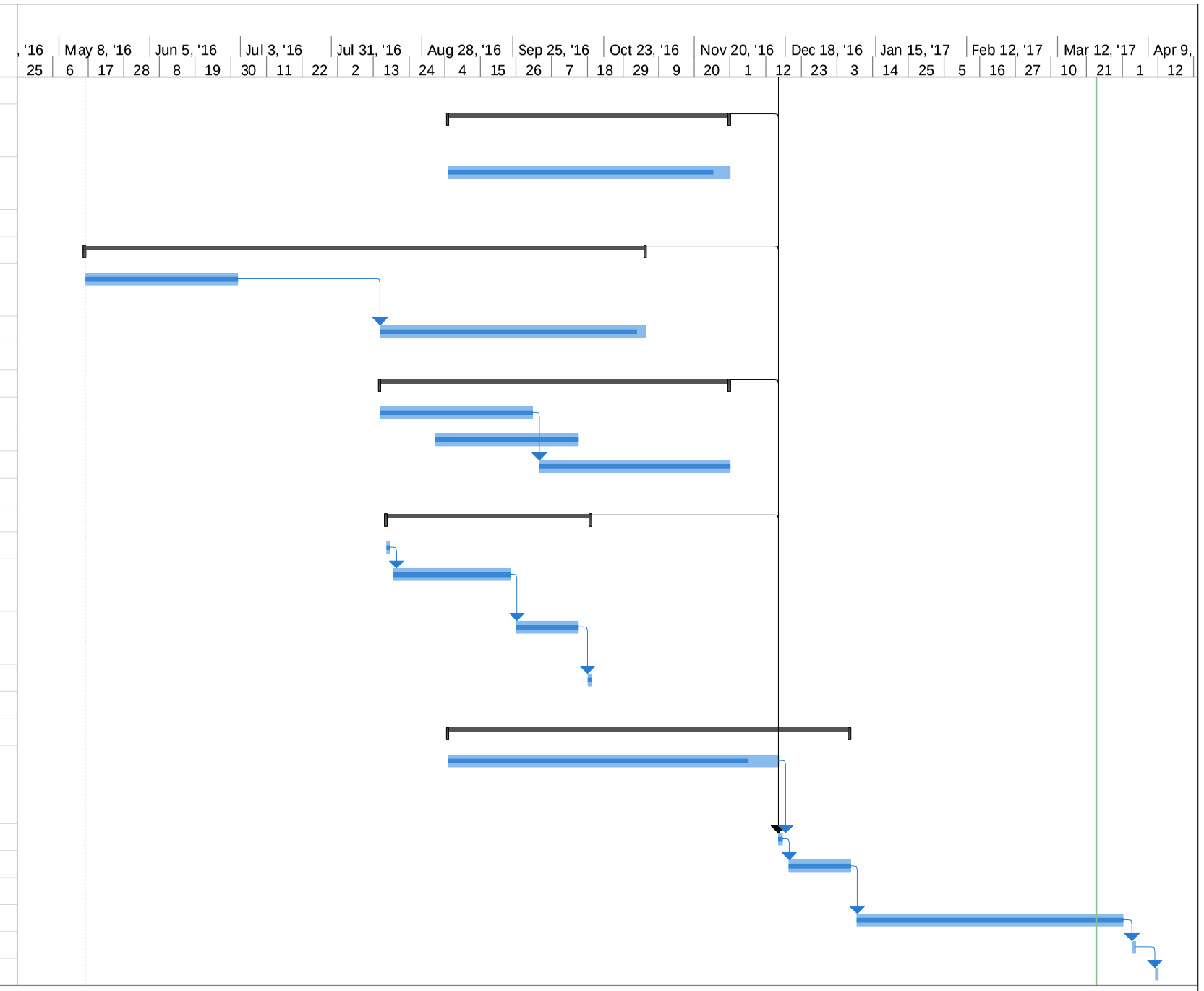

Project: TOPB UG Master Plann
Date: Fri 3/24/17

Task | Milestone | Summary | Manual Task | Manual Summary | Finish-only | Deadline | Progress | Manual Progress

ID	Task Name	Duration	Start	Finish
1	**Task 2.1 - Detailed Design North End (Phase 1)**	250 days?	Mon 5/16/16	Fri 4/28/17
2	**Internal Project Kick off Meeting**	1 day	Thu 6/16/16	Thu 6/16/16
3	**External Project Kick off Meeting**	1 day	Mon 6/20/16	Mon 6/20/16
4	**Data Collection**	138 days?	Mon 5/16/16	Wed 11/23/16
5	Sunshine One-Call Utility coordination and letter request for record data	12 days	Mon 5/16/16	Tue 5/31/16
6	Collect/Analyze record information	46 days	Mon 5/16/16	Mon 7/18/16
7	Site Survey	44 days	Wed 5/18/16	Mon 7/18/16
8	Geotechnical Investigation	34 days	Wed 6/1/16	Mon 7/18/16
9	GPR Utility Corridor Mapping	5 days?	Mon 8/1/16	Fri 8/5/16
10	Soft Dig Utility Locates	37 days?	Tue 10/4/16	Wed 11/23/16
11	Site Visit to Determine meter locations	9 days	Mon 6/27/16	Fri 7/8/16
12	**Utility Coordination**	100 days?	Mon 7/25/16	Fri 12/9/16
13	Provide Survey Files to Utility Owners	1 day?	Mon 7/25/16	Mon 7/25/16
14	FPL Provision of Equipment Locations	25 days?	Mon 10/3/16	Fri 11/4/16
15	Field Reviews with FPL	10 days?	Mon 10/31/16	Fri 11/11/16
16	Field Reviews with ATT / Comcast	25 days?	Mon 11/7/16	Fri 12/9/16
17	**Easement Coordination**	190 days?	Mon 8/8/16	Fri 4/28/17
18	Determine Easement Needs and Locations	70 days?	Mon 8/8/16	Fri 11/11/16
19	Send Letters to Property Owners	30 days?	Mon 10/17/16	Fri 11/25/16
20	Procure Easements and Follow up	135 days?	Mon 10/24/16	Fri 4/28/17
21				
22	**Construction Documents**	141 days?	Tue 7/19/16	Tue 1/31/17
23	**60% Construction Document Development**	55 days?	Tue 7/19/16	Mon 10/3/16
24	60% Construction Document Development	44 days	Tue 7/19/16	Fri 9/16/16
25	60% Construction Document Internal QC	5 days?	Mon 9/19/16	Fri 9/23/16
26	60% Construction Document Town Submittal	1 day?	Mon 9/26/16	Mon 9/26/16
27	60% Town Review and Comment	5 days?	Tue 9/27/16	Mon 10/3/16
28	**90% Construction Document Development**	65 days?	Tue 10/4/16	Mon 1/2/17
29	90% Construction Document Development	46 days	Tue 10/4/16	Tue 12/6/16
30	Conductor Sizing	22 days?	Tue 11/1/16	Wed 11/30/16
31	Landscaping Plans	26 days?	Tue 11/1/16	Tue 12/6/16
32	Technical Specifications	46 days?	Tue 10/4/16	Tue 12/6/16
33	90% Construction Document Internal QC	6 days?	Wed 12/7/16	Wed 12/14/16
34	90% Construction Document Town Submittal	1 day?	Fri 12/16/16	Fri 12/16/16
35	90% Town Review and Comment	11 days?	Mon 12/19/16	Mon 1/2/17
36	**Final Construction Document Development**	18 days?	Fri 1/6/17	Tue 1/31/17
37	Final Construction Document Development	11 days?	Fri 1/6/17	Fri 1/20/17
38	Final Construction Document Internal QC	6 days?	Mon 1/23/17	Mon 1/30/17
39	Final Construction Document Town Submittal	1 day?	Tue 1/31/17	Tue 1/31/17
40				
41	**Utility Design and BCE Development - North End**	210 days?	Tue 7/26/16	Mon 5/15/17
42	FPL Design	103 days	Tue 7/26/16	Thu 12/15/16
43	AT&T and Comcast Design	44 days?	Mon 11/7/16	Thu 1/5/17
44	Utility Agreement and BCE Development	64 days?	Wed 2/15/17	Mon 5/15/17
45				
46	**Task 2.4 - Bid Phase - Phase 1 - North**	95 days?	Mon 1/16/17	Fri 5/26/17

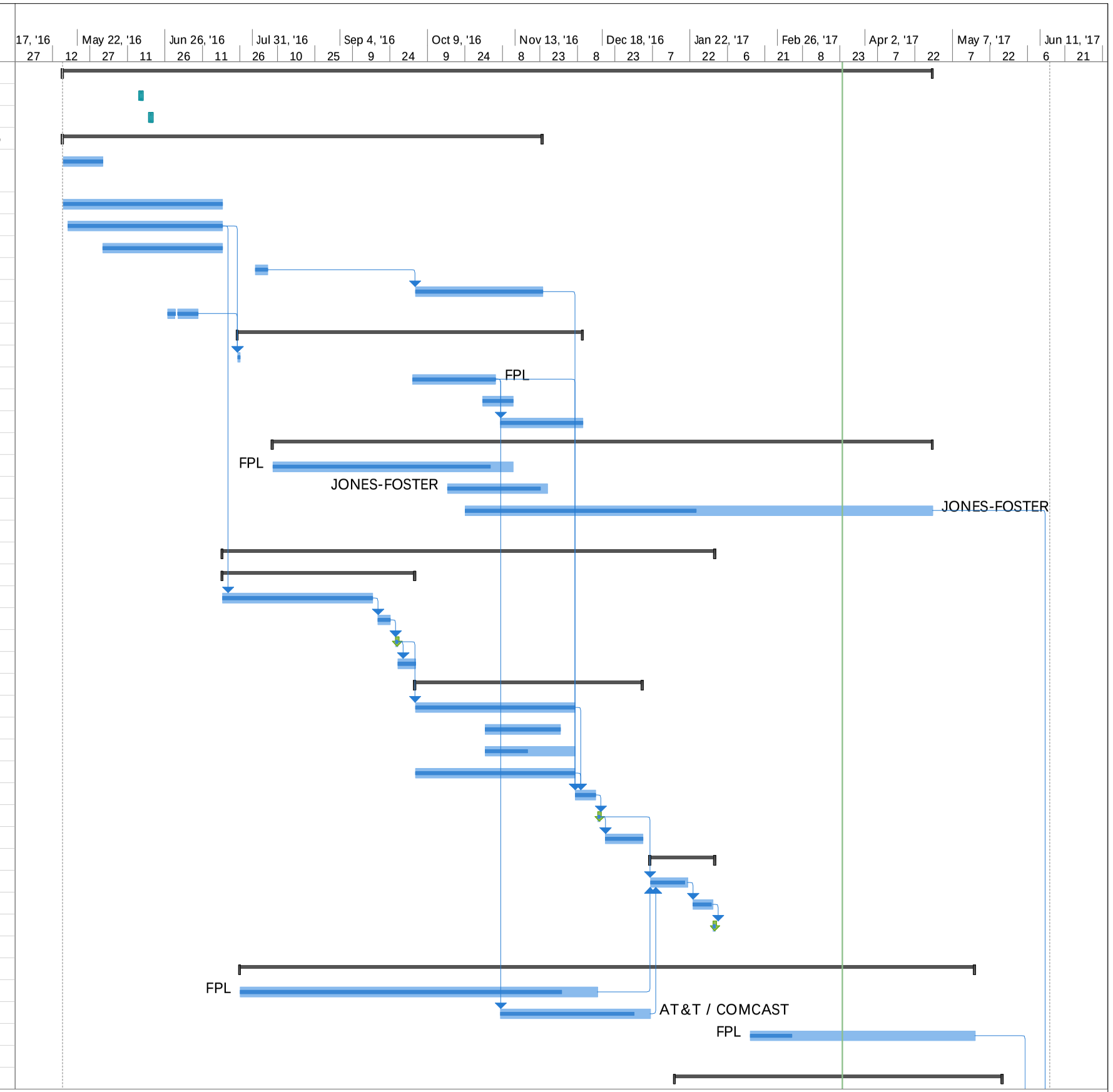

Project: TOPB UG Ph 1 Design_
Date: Fri 3/24/17

Task | Milestone | Summary | Project Summary | Manual Task | Manual Summary | Deadline | Critical | Critical Split | Progress | Manual Progress

ID	Task Name	Duration	Start	Finish
47	Advertisement for CMAR Procurement	23 days?	Mon 1/16/17	Wed 2/15/17
48	Pre-Proposal meeting	1 day?	Wed 1/25/17	Wed 1/25/17
49	Evaluate Submittals	9 days?	Thu 2/16/17	Tue 2/28/17
50	CMAR Recommendation and Award	10 days?	Wed 3/1/17	Tue 3/14/17
51	Pre-Construction Services/Bidding/GMP Development	44 days?	Wed 3/15/17	Mon 5/15/17
52	GMP review and Negotiation	9 days?	Tue 5/16/17	Fri 5/26/17
53				
54	**UUTF Bid Award Review (North End)**	1 day?	Tue 6/6/17	Tue 6/6/17
55				
56	**Town Council Award (North End)**	1 day?	Tue 6/13/17	Tue 6/13/17
57				
58	**Start Construction (North End)**	1 day	Wed 6/14/17	Wed 6/14/17
59				
60	**Task 2.2 - Detailed Design South End (Phase 1)**	250 days?	Mon 5/16/16	Fri 4/28/17
61	**Internal Project Kick off Meeting**	1 day	Thu 6/16/16	Thu 6/16/16
62	**External Project Kick off Meeting**	1 day	Mon 6/20/16	Mon 6/20/16
63	**Data Collection**	138 days?	Mon 5/16/16	Wed 11/23/16
64	Sunshine One-Call Utility coordination and letter request for record data	12 days?	Mon 5/16/16	Tue 5/31/16
65	Collect/Analyze record information	46 days?	Mon 5/16/16	Mon 7/18/16
66	Site Survey	44 days?	Wed 5/18/16	Mon 7/18/16
67	Geotechnical Investigation	34 days?	Wed 6/1/16	Mon 7/18/16
68	GPR Utility Corridor Mapping	5 days?	Mon 8/8/16	Fri 8/12/16
69	Soft Dig Utility Locates	37 days?	Tue 10/4/16	Wed 11/23/16
70	Site Visit to Determine meter locations	10 days?	Mon 6/27/16	Fri 7/8/16
71	**Utility Coordination**	85 days?	Mon 7/25/16	Fri 11/18/16
72	Provide Survey Files to Utility Owners	1 day?	Mon 7/25/16	Mon 7/25/16
73	Provision of FPL Equipment Locations	35 days?	Mon 10/3/16	Fri 11/18/16
74	Field Reviews with FPL / ATT / Comcast	35 days?	Mon 10/3/16	Fri 11/18/16
75	**Easement Coordination**	190 days?	Mon 8/8/16	Fri 4/28/17
76	Determine Easement Needs and Locations	85 days?	Mon 8/8/16	Fri 12/2/16
77	Send Letters to Property Owners	35 days?	Mon 10/17/16	Fri 12/2/16
78	Procure Easements and Follow up	135 days?	Mon 10/24/16	Fri 4/28/17
79				
80	**Construction Documents**	141 days?	Tue 7/19/16	Tue 1/31/17
81	**60% Construction Document Development**	55 days?	Tue 7/19/16	Mon 10/3/16
82	60% Construction Document Development	44 days?	Tue 7/19/16	Fri 9/16/16
83	60% Construction Document Internal QC	5 days?	Mon 9/19/16	Fri 9/23/16
84	60% Construction Document Town Submittal	1 day?	Mon 9/26/16	Mon 9/26/16
85	60% Town Review and Comment	5 days?	Tue 9/27/16	Mon 10/3/16
86	**90% Construction Document Development**	65 days?	Tue 10/4/16	Mon 1/2/17
87	90% Construction Document Development	46 days?	Tue 10/4/16	Tue 12/6/16
88	Conductor Sizing	29 days?	Tue 11/1/16	Fri 12/9/16
89	Landscaping Plans	26 days?	Tue 11/1/16	Tue 12/6/16
90	Technical Specifications	46 days?	Tue 10/4/16	Tue 12/6/16
91	90% Construction Document Internal QC	6 days?	Wed 12/7/16	Wed 12/14/16

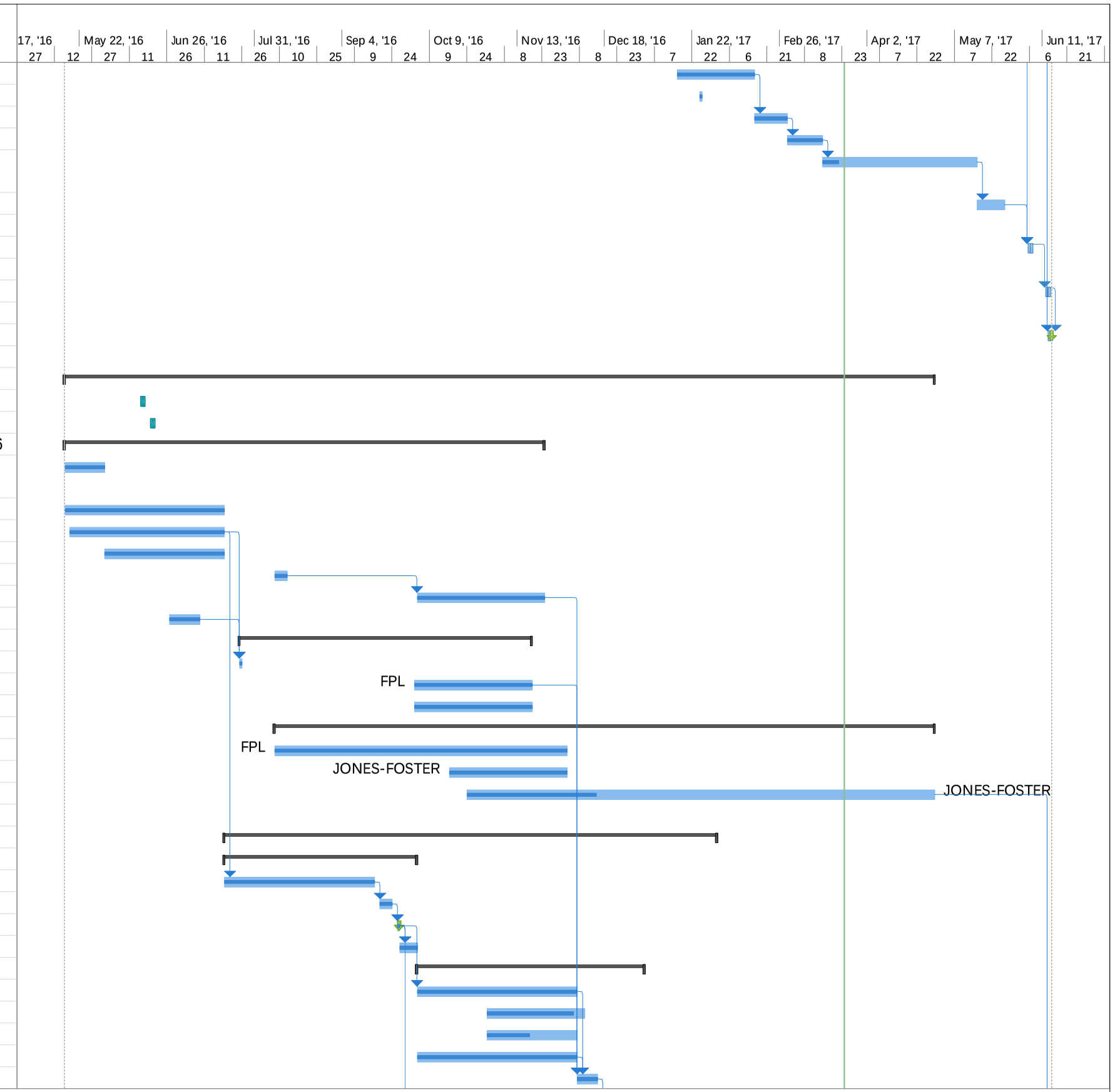

Project: TOPB UG Ph 1 Design_
Date: Fri 3/24/17

Task | Milestone | Summary | Project Summary | Manual Task | Manual Summary | Deadline | Critical | Critical Split | Progress | Manual Progress

ID	Task Name	Duration	Start	Finish
92	90% Construction Document Town Submittal	1 day?	Fri 12/16/16	Fri 12/16/16
93	90% Town Review and Comment	11 days?	Mon 12/19/16	Mon 1/2/17
94	**Final Construction Document Development**	22 days?	Mon 1/2/17	Tue 1/31/17
95	Final Construction Document Development	15 days?	Mon 1/2/17	Fri 1/20/17
96	Final Construction Document Internal QC	6 days?	Mon 1/23/17	Mon 1/30/17
97	Final Construction Document Town Submittal	1 day?	Tue 1/31/17	Tue 1/31/17
98				
99	**Utility Design and BCE Development - South End**	210 days?	Tue 7/26/16	Mon 5/15/17
100	FPL Design	103 days	Tue 7/26/16	Thu 12/15/16
101	AT&T and Comcast Design	46 days?	Mon 10/3/16	Mon 12/5/16
102	Utility Agreement and BCE Development	64 days?	Wed 2/15/17	Mon 5/15/17
103				
104	**Task 2.3 - Permitting Assistance - Phase 1**	186 days?	Tue 9/27/16	Tue 6/13/17
105	FDOT Utility Permit application	33 days?	Tue 2/28/17	Thu 4/13/17
106	FDOT Landscape Permit and Construction Agreement/MMOA	76 days?	Tue 2/28/17	Tue 6/13/17
107	FDEP ERP (Mock Roos)	134 days?	Tue 9/27/16	Fri 3/31/17
108				
109	**Task 2.4 - Bid Phase - Phase 1 - South**	95 days?	Mon 1/16/17	Fri 5/26/17
110	Advertisement for CMAR Procurement	23 days?	Mon 1/16/17	Wed 2/15/17
111	Pre-Proposal meeting	1 day?	Wed 1/25/17	Wed 1/25/17
112	Evaluate Submittals	9 days?	Thu 2/16/17	Tue 2/28/17
113	CMAR Recommendation and Award	10 days?	Wed 3/1/17	Tue 3/14/17
114	Pre-Construction Services/Bidding/GMP Development	44 days?	Wed 3/15/17	Mon 5/15/17
115	GMP review and Negotiation	9 days?	Tue 5/16/17	Fri 5/26/17
116				
117	**UUTF Bid Award Review (South End)**	1 day?	Tue 6/6/17	Tue 6/6/17
118				
119	**Town Council Award (South End)**	1 day?	Tue 6/13/17	Tue 6/13/17
120				
121	**Start Construction (South End)**	1 day?	Wed 6/14/17	Wed 6/14/17

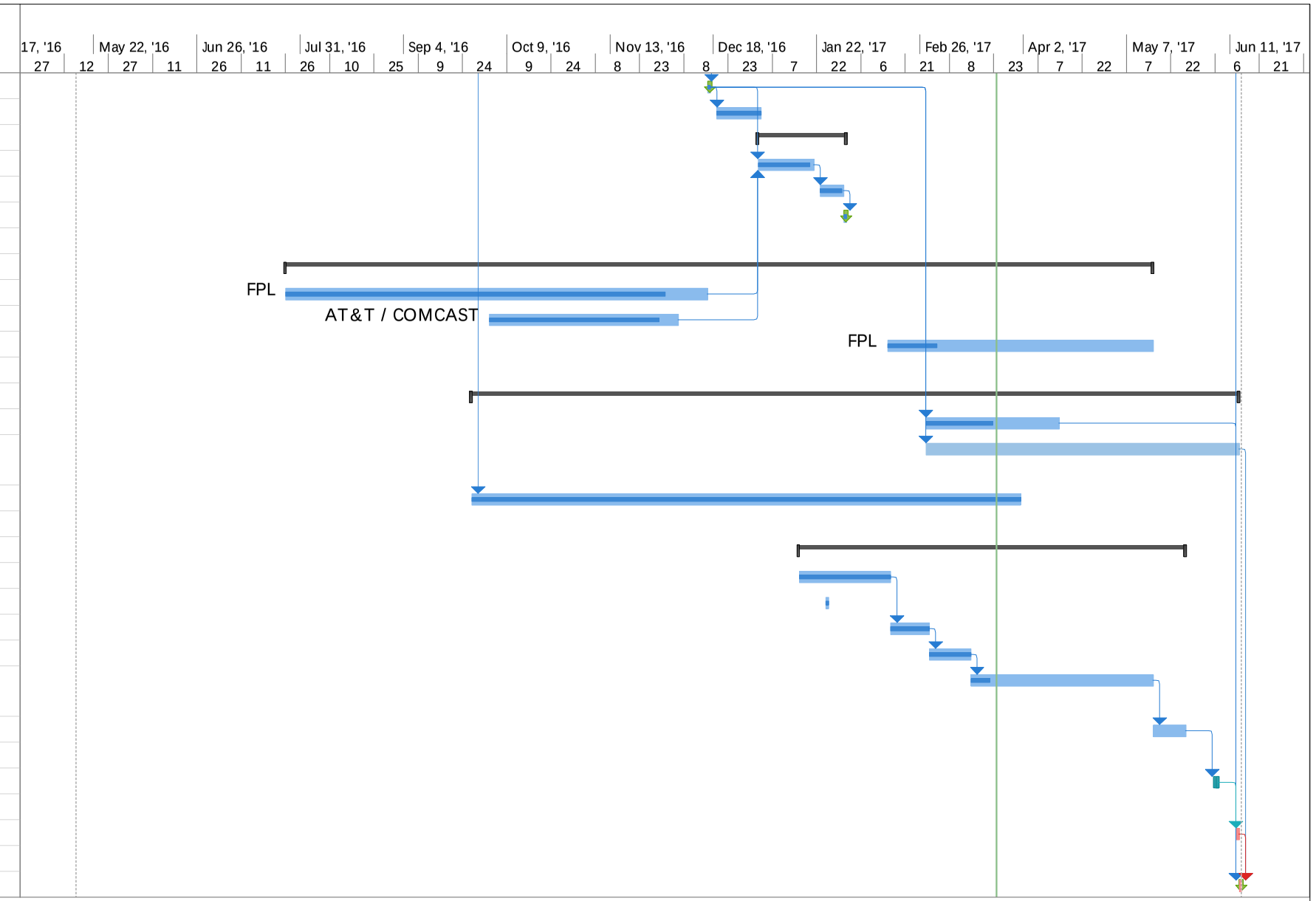

Project: TOPB UG Ph 1 Design_
Date: Fri 3/24/17

Task | Milestone | Summary | Project Summary | Manual Task | Manual Summary | Deadline | Critical | Critical Split | Progress | Manual Progress

Town of Palm Beach
Underground Utility Project
Budget and Actual Expenditures
As of March 31, 2017

Task	Revised Estimated Project Budget	Phase I Engineering Budget	Actual Expended to Date	% Complete of Phase 1 Engineering Budget	% Expended to date of Original Budget	% Encumbered to date of Original Budget
Project Engineering/Surveying	**$ 7,060,000**					
Task 1.1 - Data Collection & GIS Base Mapping		$ 88,021	$ 83,620	95.00%		
Tash 1.1a Data Collection for Future Communications		23,511	11,756	50.00%		
Task 1.2 - Conceptual Design and Master Plan		161,756	145,580	90.00%		
Task 1.3 - Project Sequencing and Phasing		31,244	28,120	90.00%		
Task 1.4 - Assessment of Traffic Impacts		77,660	69,894	90.00%		
Task 1.5 - Project Delivery Methods		17,448	16,576	95.00%		
Task 1.6 - Master Plan Document		45,053	40,548	90.00%		
Task 1.7 - Meetings Master Planning Phase		113,135	113,123	99.99%		
Task 1.8 - Master Plan Phase 2		40,067	24,040	60.00%		
Subtotal Master Planning		***$ 597,895***	***$ 533,256***	***89.19%***		
Task 2.1 - Detailed Design North End Project (Onondaga to East Inlet)		472,063	401,254	85.00%		
Task 2.2 - Detailed Design South End (Sloan's Curve to Touthern Boundary)		619,411	526,499	85.00%		
Task 2.2A - Ibis Way PGD Improvements		14,583	12,396	85.00%		
Task 2.3 - Permitting Assistance		17,790	6,227	35.00%		
Task 2.4 - Bid Phase Assistance		42,166	4,217	10.00%		
Task 2.5 - Meetings - Design Phase		125,399	20,618	16.44%		
Legal Sketch and Description - Easements		34,000	7,000	20.59%		
Subtotal Design Phase		***$ 1,325,412***	***$ 978,210***	***73.80%***		
Task 3.1 - Public Outreach	**$ 570,000**	282,519	57,262	20.27%		
Total Engineering and Survey Costs	**$ 7,060,000**	**$ 2,205,826**	**$ 1,568,727**	**71.12%**	**22.22%**	**31.24%**
CM Project Management	**$ 3,930,000**					
Utility Conversion Costs (FPL)	**$ 32,070,000**					
FPL Engineering for Binding Cost Estimate		$ 113,823				
North End Design			$ 10,595			
South End Design			$ 28,013			
Phase 3			$ 11,759			
Phase 4			$ 12,850			
Phase 5			$ 12,757			
Phase 6			$ 13,330			
Phase 7			$ 11,359			
Phase 8			$ 13,160			
Nightingale/LaPuerta Conversion Townwide Portion		$ 74,900	$ 74,900			
Total FPL Engineering Costs for Design		***$ 188,723***	***$ 188,723***	***100.00%***	***0.59%***	***0.59%***
Utility Conversion Costs (AT&T and Comcast)	**$ 15,950,000**					
AT&T North End Design		$ 5,000	$ 5,000			
AT&T South End Design		$ 5,000	$ 5,000			
AT&T Nightingale/LaPuerta - Townwide Portion		$ 30,555	$ 30,555			
Comcast Nightingale/LaPuerta - Townwide Portion		$ 8,885	$ 8,885			
Comcast Preplanning and Design		$ 12,015	$ 12,015			
Total Utility Conversion Costs (AT&T and Comcast)		***$ 61,454***	***$ 61,454***	***100.00%***	***0.39%***	***0.39%***
Conversion of FPL Service Connections	**$ 4,020,000**					
Landscape/Hardscape Restoration Costs	**$ 15,110,000**					
Asphalt Milling and Resurfacing Costs	**$ -**					
Legal Costs/Easement Acquisition*	**$ 2,000,000**	**$ -**	***$ 127,751***	***0.00%***	***6.39%***	***6.39%***
Sub-Total Project Budget	***$ 80,710,000***					
Contingency and Inflation	**$ 17,870,000**					
Total Estimated Project Budget	***$ 98,580,000***					
Referendum Authorization	**$ 90,000,000**	**$ 2,456,003**	**$ 1,946,655**	**79.26%**	**2.16%**	**2.73%**
Budget Amendment to Fund the UU Project from Town's Prepaid Contributions		**$ 2,530,250**				
Amount Remaining from Original Budget Amendment		***$ 74,247***				
FY17 Budget for UUTF						
Underground City of Lake Worth Section		**$ 200,000**	**$ 19,681**	**9.84%**		
Project Manager		**$ 130,000**				
UU Funding - GF Allocation to Augment Program		**$ 430,200**				
Total FY17 Budget Allocation		**$ 760,200**	**$ 19,681**	**2.59%**		
Cost Outside of the UU Project Budget						
Telecommunications Consultant	$ 89,000	$ 89,000	76,667	86%		
Peter Brandt (Kimley Horn Contract Negotiations)	$ 35,000	25,000	15,719	63%		
Total Additional Costs	**$ 124,000**	**$ 114,000**	**$ 92,386**	**81.04%**	**74.50%**	**91.94%**

*These costs are currently being paid from the General Fund until they can be reimbursed through the financing.

U.S. Rate Forecasts

10-Year Treasury Yield Forecast

Citi and the Street forecast an elevated interest rate environment as we move into 2017

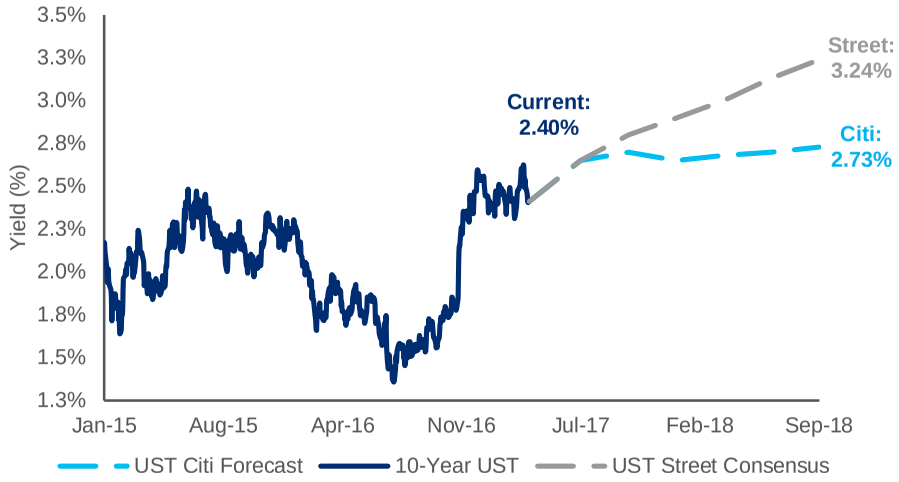

Rate Forecasts

5-Year Treasury	Current	2Q17	3Q17	4Q17	1Q18	2Q18	3Q18
Citi's Forecast	1.93%	2.10%	2.20%	2.20%	2.25%	2.30%	2.35%

10-Year Treasury	Current	2Q17	3Q17	4Q17	1Q18	2Q18	3Q18
Citi's Forecast	2.40%	2.65%	2.70%	2.65%	2.68%	2.70%	2.73%
Economists' Consensus		2.65%	2.80%	2.90%	3.00%	3.13%	3.24%

30-Year Treasury	Current	2Q17	3Q17	4Q17	1Q18	2Q18	3Q18
Citi's Forecast	3.00%	3.30%	3.35%	3.30%	3.33%	3.35%	3.38%
Economists' Consensus		3.26%	3.36%	3.49%	3.57%	3.61%	3.76%

Fed Funds (upper limit)	Current	2Q17	3Q17	4Q17	1Q18	2Q18	3Q18
Citi's Forecast	1.00%	1.25%	1.50%	1.50%	1.75%	2.00%	2.25%
Economists' Consensus		1.00%	1.00%	1.25%	1.50%	1.75%	1.75%

US Treasury Yield Curve

Rates are higher than January 2016 levels across the curve - mainly attributed to the post-election uptick and market expectations of multiple Fed rate hikes throughout 2017

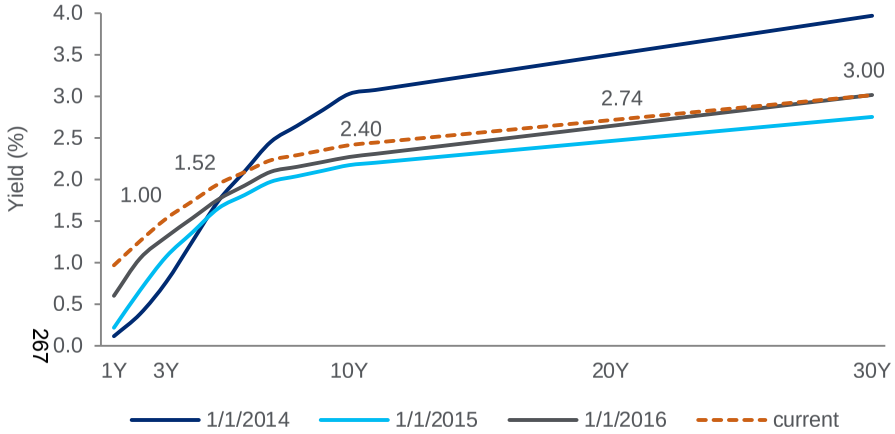

Expectations of Next Fed Increase in Rates

Market bets of a Fed rate increase in May currently stand at 13%, with the probability of a rate hike before the end of 2017 standing at 87%

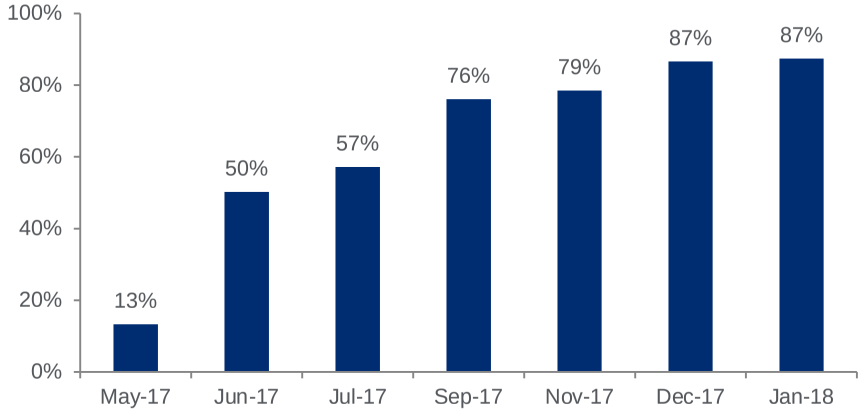

Source: Current rates and expectation of Fed hike as of March 24, 2017; Citi forecasts as of March 22, 2017; Bloomberg forecasts as of March 17, 2017.

IRS Circular 230 Disclosure: Citigroup Inc. and its affiliates do not provide tax or legal advice. Any discussion of tax matters in these materials (i) is not intended or written to be used, and cannot be used or relied upon, by you for the purpose of avoiding any tax penalties and (ii) may have been written in connection with the "promotion or marketing" of any transaction contemplated hereby ("Transaction"). Accordingly, you should seek advice based on your particular circumstances from an independent tax advisor.

In any instance where distribution of this communication is subject to the rules of the US Commodity Futures Trading Commission ("CFTC"), this communication constitutes an invitation to consider entering into a derivatives transaction under U.S. CFTC Regulations §§ 1.71 and 23.605, where applicable, but is not a binding offer to buy/sell any financial instrument.

Any terms set forth herein are intended for discussion purposes only and are subject to the final terms as set forth in separate definitive written agreements. This presentation is not a commitment to lend, syndicate a financing, underwrite or purchase securities, or commit capital nor does it obligate us to enter into such a commitment, nor are we acting as a fiduciary to you. By accepting this presentation, subject to applicable law or regulation, you agree to keep confidential the information contained herein and the existence of and proposed terms for any Transaction.

Prior to entering into any Transaction, you should determine, without reliance upon us or our affiliates, the economic risks and merits (and independently determine that you are able to assume these risks) as well as the legal, tax and accounting characterizations and consequences of any such Transaction. In this regard, by accepting this presentation, you acknowledge that (a) we are not in the business of providing (and you are not relying on us for) legal, tax or accounting advice, (b) there may be legal, tax or accounting risks associated with any Transaction, (c) you should receive (and rely on) separate and qualified legal, tax and accounting advice and (d) you should apprise senior management in your organization as to such legal, tax and accounting advice (and any risks associated with any Transaction) and our disclaimer as to these matters. By acceptance of these materials, you and we hereby agree that from the commencement of discussions with respect to any Transaction, and notwithstanding any other provision in this presentation, we hereby confirm that no participant in any Transaction shall be limited from disclosing the U.S. tax treatment or U.S. tax structure of such Transaction.

We are required to obtain, verify and record certain information that identifies each entity that enters into a formal business relationship with us. We will ask for your complete name, street address, and taxpayer ID number. We may also request corporate formation documents, or other forms of identification, to verify information provided.

Any prices or levels contained herein are preliminary and indicative only and do not represent bids or offers. These indications are provided solely for your information and consideration, are subject to change at any time without notice and are not intended as a solicitation with respect to the purchase or sale of any instrument. The information contained in this presentation may include results of analyses from a quantitative model which represent potential future events that may or may not be realized, and is not a complete analysis of every material fact representing any product. Any estimates included herein constitute our judgment as of the date hereof and are subject to change without any notice. We and/or our affiliates may make a market in these instruments for our customers and for our own account. Accordingly, we may have a position in any such instrument at any time.

Although this material may contain publicly available information about Citi corporate bond research, fixed income strategy or economic and market analysis, Citi policy (i) prohibits employees from offering, directly or indirectly, a favorable or negative research opinion or offering to change an opinion as consideration or inducement for the receipt of business or for compensation; and (ii) prohibits analysts from being compensated for specific recommendations or views contained in research reports. So as to reduce the potential for conflicts of interest, as well as to reduce any appearance of conflicts of interest, Citi has enacted policies and procedures designed to limit communications between its investment banking and research personnel to specifically prescribed circumstances.

© 2015 Citigroup Global Markets Inc. Member SIPC. All rights reserved. Citi and Citi and Arc Design are trademarks and service marks of Citigroup Inc. or its affiliates and are used and registered throughout the world.

All rights reserved. Citi and Citi and Arc Design are trademarks and service marks of Citigroup Inc. or its affiliates and are used and registered throughout the world.

Citi believes that sustainability is good business practice. We work closely with our clients, peer financial institutions, NGOs and other partners to finance solutions to climate change, develop industry standards, reduce our own environmental footprint, and engage with stakeholders to advance shared learning and solutions. Highlights of Citi's unique role in promoting sustainability include: (a) releasing in 2007 a Climate Change Position Statement, the first US financial institution to do so; (b) targeting $50 billion over 10 years to address global climate change: includes significant increases in investment and financing of renewable energy, clean technology, and other carbon-emission reduction activities; (c) committing to an absolute reduction in GHG emissions of all Citi owned and leased properties around the world by 10% by 2011; (d) purchasing more than 234,000 MWh of carbon neutral power for our operations over the last three years; (e) establishing in 2008 the Carbon Principles; a framework for banks and their U.S. power clients to evaluate and address carbon risks in the financing of electric power projects; (f) producing equity research related to climate issues that helps to inform investors on risks and opportunities associated with the issue; and (g) engaging with a broad range of stakeholders on the issue of climate change to help advance understanding and solutions.

Citi works with its clients in greenhouse gas intensive industries to evaluate emerging risks from climate change and, where appropriate, to mitigate those risks.

efficiency, renewable energy and mitigation

TOWN OF PALM BEACH

Town Council Meeting on: April 13, 2017

Section of Agenda

Regular Agenda - Old Business

Agenda Title

Bradley Park Improvement Project:

H. Paul Brazil, P.E., Director of Public Works

a. RESOLUTION NO. 51-2017 - A Resolution of the Town Council of the Town of Palm Beach, Palm Beach County, Florida, Awarding a Construction Management at Risk (CMR) Contract to Burkhardt Construction, Inc., for the Bradley Park Improvements in the Amount of $1,999,898 with said funding to be provided by the Preservation Foundation of Palm Beach.

b. Request Ability to Name Features of Bradley Park Improvements

Presenter

ATTACHMENTS:

- **a. Memorandum dated March 21, 2017, from H. Paul Brazil, P.E., Director of Public Works**
- **a. Resolution No. 51-2017**
- **b. Memorandum dated March 21, 2017, from H. Paul Brazil, P.E., Director of Public Works**
- **b. Photo**

TOWN OF PALM BEACH

Information for Town Council Meeting on: April 13, 2017

TO: Mayor and Town Council

VIA: Thomas G. Bradford, Town Manager

FROM: H. Paul Brazil, P. E., Director of Public Works

RE: Award a Guaranteed Maximum Price (GMP) Contract for the Bradley Park Improvements
Resolution No. 51-2017

DATE: March 21, 2017

STAFF RECOMMENDATION

Town staff recommends that Town Council approve Resolution No. 51-2017 and award a Construction Manager at Risk (CMAR) contract for the Bradley Park Improvements for a Guaranteed Maximum Price (GMP) amount not to exceed $1,999,898, and authorize the Town Manager to execute a contract with Burkhardt Construction, Inc. (BCI).

GENERAL INFORMATION

The Town of Palm Beach is continuing its efforts to conduct improvements to Bradley Park which is located at the Northwest corner of the Royal Poinciana Way and Bradley Place intersection which is to be funded by the Preservation Foundation of Palm Beach. At the October 13, 2016 Town Council Meeting, Council approved Special Exception #24-2016 with Site Plan Review. On October 19, 2016, the Landmarks Preservation Commission formally gave a conditional approval based on evaluating the relocation of the fountain.

The Landmarks Preservation Commission requested the Preservation Foundation to evaluate moving the fountain from the patio in front of the Tea House to the lawn in front of the patio or to an area that is northwest of the Tea House. It is important to note that in a letter dated October 4, 2016, the Diocese of Palm Beach has provided approval of the existing plan with the fountain located on the patio. Any modification to this plan will require further review and approval by the Diocese of Palm Beach.

At the November 8, 2016 Town Council meeting, Town Council approved the CMAR construction methodology as the procurement method for this project. BCI, one of the Town's pre-qualified CMAR contractors for projects under $2,000,000, was selected to begin pre-construction management services, which includes soliciting bids.

BCI solicited bids for the work defined in the final plans and specifications between February 13, 2017 and March 3, 2017. BCI submitted a draft GMP to the Town on March 27, 2017 based on construction documents for $1,999,898. Public Works staff worked with Kimley-Horn and Associates (KHA) and Smith, Moore, and Associates, Inc. (SMI) to review the draft GMP. Staff, with the assistance of the Purchasing Division, negotiated the final GMP on April 3, 2017. A summarized copy of the final GMP is attached and a summary of the major components is as follows:

Direct Construction Costs	$1,526,954.04
General Conditions	$ 158,704.00
Project Management	$ 161,200.00
Profit	$ 137,000.00
Contingency	$ 31,540.00
Burkhardt Construction, Inc.	$ (15,500.04)
(Donation to Preservation Foundation)	
Guaranteed Maximum Price:	**$1,999,898.00**

The Preservation Foundation has successfully funded this project with donations from many individuals and organizations that share in the vision to improve Bradley Park. Last year the Town postponed the Lake Trail Pavement Improvements project, which included the portion of the trail that traverses through Bradley Park. The Lake Trail Path had been included as part of the Pay-As-You-Go Capital Program. The Town would like to donate the funds for the Lake Trail Path improvements within Bradley Park as part of the Town's contribution to the Bradley Park Improvements. The cost for the Lake Trail Path through Bradley Park is $31,540, per the March 23, 2017 GMP. Town staff recommends removing this work from the GMP and including this section of the Lake Trail in our overall Lake Trail Improvements from the Four Arts Plaza to Reef Road, which is presently out for bid. This will allow the park project to have a modest contingency for unplanned work.

The project schedule is subject to the following conditions as stated by our CMAR firm, BCI:

1. Regularly scheduled crew work hours will be from 7:00am to 6:00pm, Monday through Friday.
2. Night, weekend, or holiday work beyond the regularly scheduled work hours stated above, which may be necessary due to emergency, delay or makeup time, shall be requested on a case-by-case basis and reviewed/approved solely and exclusively by the Public Works staff.
3. The project will require free and unlimited jobsite access for workmen and deliveries during all authorized work hours.
4. The schedule makes no provision for delays caused by major storms.

FUNDING/FISCAL IMPACT

Funding has been established through a full donation from the Preservation Foundation of Palm Beach.

PURCHASING REVIEW

This item has been reviewed by the Purchasing Division and approved as recommended.

TOWN ATTORNEY REVIEW

This resolution has been reviewed and approved by the Town Attorney for legal form and sufficiency. The Town Attorney will review the Construction Management at Risk Contract for legal form and sufficiency prior to execution by the Town Manager.

Attachments

cc: Jane Struder, Director of Finance
Eric B. Brown, P.E., Assistant Director of Public Works
Patricia Strayer, P.E., Town Engineer
Douglas Terry, Water Resources Manager
Brett Madison, Facilities Division Manager
Jeffrey M. Sanon, P.E., Project Engineer
Adis Pedraza, Purchasing Manager

RESOLUTION NO. 51-2017

A RESOLUTION OF THE TOWN COUNCIL OF THE TOWN OF PALM BEACH, PALM BEACH COUNTY, FLORIDA, AWARDING A CONSTRUCTION MANAGEMENT AT RISK (CMAR) CONTRACT TO BURKHARDT CONSTRUCTION, INC., FOR THE BRADLEY PARK IMPROVEMENTS IN THE AMOUNT OF $1,999,898 WITH SAID FUNDING TO BE PROVIDED BY THE PRESERVATION FOUNDATION OF PALM BEACH.

* * * * *

BE IT RESOLVED BY THE TOWN COUNCIL of the Town of Palm Beach, Palm Beach County, Florida as follows:

Section 1. The Town Council of the Town of Palm Beach hereby awards a Construction Management at Risk (CMAR) contract to Burkhardt Construction, Inc., in the amount of $1,999,898, for the Bradley Park Improvements with said funding to be provided by the Preservation Foundation of Palm Beach.

Section 2. The Town Manager is hereby authorized to execute a purchase order on behalf of the Town of Palm Beach for these improvements, and is authorized to approve additional tasks, as necessary, within budget.

Section 3. The Town Manager, or his designee, is hereby authorized to take such further actions as may be necessary to effectuate the completion of the said project work, including any necessary change order work as recommended by the Public Works Director.

PASSED AND ADOPTED in a regular, adjourned session of the Town Council of the Town of Palm Beach assembled this 13th day of April 2017.

Gail L. Coniglio, Mayor	Richard M. Kleid, Town Council President
	Danielle H. Moore, Council President Pro Tem
	Julie Araskog, Town Council Member
ATTEST:	Bobbie Lindsay, Town Council Member
Susan A. Owens, MPA, MMC, Town Clerk	Margaret A. Zeidman, Town Council Member

TOWN OF PALM BEACH

Information for Town Council Meeting on: April 13, 2017

TO: Mayor and Town Council

VIA: Thomas G. Bradford, Town Manager

FROM: H. Paul Brazil, P.E., Director of Public Works

RE: Request Ability to Name Features of Bradley Park Improvements

DATE: March 21, 2017

STAFF RECOMMENDATION

The Preservation Foundation of Palm Beach has requested the ability to name the overlook (gazebo), fountain, and new park entrance of Bradley Park as part of the Approved Bradley Park Improvements

GENERAL INFORMATION

The Town of Palm Beach is continuing its efforts to conduct improvements to Bradley Park located at the northwest corner of the Royal Poinciana Way and Bradley Place intersection. These improvements are to be funded by the Preservation Foundation of Palm Beach.

At the October 13, 2016 Town Council Meeting, Council approved Special Exception #24-2016 with Site Plan Review. On October 19, 2016, the Landmarks Preservation Commission formally gave a conditional approval based on evaluating the relocation of the fountain. At the November 16, 2016 meeting of the Landmarks Preservation Commission, the Committee gave final approval to the last remaining issue of the location of the fountain. The Committee concurred with the Town Council recommendation of October 11, 2016, to locate the fountain on the patio in front of the Tea House.

The Preservation Foundation of Palm Beach is seeking approval from Town Council to name three (3) items as part of the Bradley Park Beautification. The three (3) items include the overlook (gazebo), fountain, and the new entrance to the park located at the corner of Bradley Place and Sunrise Avenue. This naming would be captured in an engraved slab set into the ground and would be similar to the floor of the overlook and the existing slab installed by the Garden Club at the southeast park entrance. Please see attached photograph.

FUNDING/FISCAL IMPACT

There is no fiscal impact associated with this approval. Funding is anticipated through a full donation from the Preservation Foundation of Palm Beach.

TOWN ATTORNEY REVIEW

Review and approval by the Town Attorney for legal form and sufficiency is not necessary. The Town Attorney will be available at the meeting to answer any questions concerning the need for approval of a revised site plan by the Diocese of Palm Beach.

Attachment

cc: Eric B. Brown, P.E., Assistant Director of Public Works
Patricia Strayer, P.E., Town Engineer
Jeffrey Sanon, P.E., Project Engineer
Adis Pedraza, Purchasing Manager

XERISCAPE GARDEN
PRESENTED TO
THE RESIDENTS OF THE TOWN OF PALM BEACH
DECEMBER 1997
BY
The GARDEN CLUB of PALM BEACH, Inc.
TOWN OF PALM BEACH
PUBLIC WORKS DEPARTMENT
WHEELOCK SANCHEZ & MADOUX
LANDSCAPE ARCHITECTURE
HERPEL, Inc.
CAST STONE & COLUMNS
WORTH BUILDERS, Inc.
Mr. & Mrs. TROY W. MASCHMEYER, Jr.
TREE MOVERS, Inc.

TOWN OF PALM BEACH

Town Council Meeting on: April 13, 2017

Section of Agenda

Regular Agenda - New Business

Agenda Title

Appointments to the Code Enforcement Board

Presenter

Kirk W. Blouin, Director of Public Safety

ATTACHMENTS:

- **Memorandum dated March 30, 2017 by Kirk W. Blouin, Director of Public Safety**
- **CEB Roster**
- **2017 Attendance Record**
- **2017 Voting Conflict Record**
- **Ballot**

TOWN OF PALM BEACH

Information for Town Council Meeting on: April 13, 2016

To:	Mayor and Town Council
Via:	Thomas G. Bradford, Town Manager
From:	Kirk W. Blouin, Director of Public Safety
Re:	Code Enforcement Board Appointments
Date:	March 30, 2017

STAFF RECOMMENDATION

Staff recommends Town Council appoint two (2) regular members and one (1) alternate member to the Code Enforcement Board to fill the seats vacated as a result of the term expirations of Madelyn Greenberg, Scotch Peloso and Donald Scott in April 2017.

Staff recommends Town Council make any appointments to the Code Enforcement Board which may become necessary as a result of making the aforementioned appointments.

GENERAL INFORMATION

There are two (2) vacancies for regular members and one (1) vacancy for an alternate member on the Code Enforcement Board as a result of the term expirations of Madelyn Greenberg, Scotch Peloso and Donald Scott.

Member Madelyn Greenberg has completed three terms as a regular member. Ms. Greenberg has reached her term limits. She is in-eligible for re-appointment.

Member Scotch Peloso has completed one term as a regular member. He is eligible for re-appointment as a regular member. Mr. Peloso has submitted written verification of interest in continuing to serve as well as an updated application.

Alternate Member Donald Scott has served as an alternate member for 10 months and therefore is not deemed, per the Town Code of Ordinances, to have served a complete term as of yet. Mr. Scott has submitted his written verification of interest in continuing to serve as an alternate member and is eligible to be appointed as such. He has submitted an updated application.

Alternate Member Daniel McDonnell has served as an alternate member for 6 months with a term to expire in April 2018. Mr. McDonnell has submitted his written verification of interest in being promoted to a regular member and is eligible to be appointed as such. He has submitted an updated application.

Pursuant to the news release notifying the public of the upcoming vacancies of the Code Enforcement Board, Rosemary Carpenter submitted and "Application for Service" on a Town Board or Commission along with other appropriate qualifying information. She has verbally expressed her interest in becoming a regular or alternate member.

KB/jd

TOWN OF PALM BEACH
POLICE DEPARTMENT

DEDICATED TO EXCELLENCE

CODE ENFORCEMENT BOARD ROSTER

James M. Ballentine, Jr., Chair

Cynthia Van Buren, Member

Robert G. Donnelley, Member

Matthew Natale, Member

Scotch Peloso, Member

Jay N. Nisberg, Member

Regular member vacancy

Donald B. Scott, Jr., Alternate Member

Daniel McDonnell, Alternate Member

Code Enforcement Board Attendance Record 2017

Member	1/19	2/16	3/16	4/20	5/18	6/15	7/20	8/17	9/21	10/19	11/16	12/21
James M. Ballentine, Jr.			*(Regular Member as of 8/2009)*									
	P	**P**	**P**									
Cynthia Van Buren			*(Regular Member as of 4/2008)*									
	P	**P**	**P**									
Robert G. Donnelley			*(Regular Member as of 12/2013)*									
	P	**P**	**P**									
Matthew Natale			*(Regular Member as of 4/2015)*									
	P	**P**	**P**									
Scotch Peloso			*(Regular Member as of 8/2015)*									
	P	**P**	**P**									
Jay N. Nisberg			*(Regular Member as of 4/2016)*									
	P	**P**	**P**									
Donald B. Scott, Jr.			*(Alternate Member as of 6/2016)*									
	P	**P**	**P**									
Daniel McDonnell			*(Alternate Member as of 11/2016)*									
	P	**P**	**P**									
Madelyn Greenberg			*(Regular Member as of 4/2008 - Term limits reached April 2017)*									
	P	**P**	**P**	**-**	**-**	**-**	**-**	**-**	**-**	**-**	**-**	**-**

LEGEND: P= Present
E- Excused
U= Unexcused Absence
A= Absence pending classification as excused or unexcused
X= No meeting date
- = Not a member at time of meeting

Code Enforcement Board Voting Conflict Record 2017

Member	1/19	2/16	3/16	4/20	5/18	6/15	7/20	8/17	9/21	10/19	11/16	12/21
James M. Ballentine, Jr.			*(Regular Member as of 8/2009)*									
	*	*	*									
Cynthia Van Buren			*(Regular Member as of 4/2008)*									
	*	*	*									
Robert G. Donnelley			*(Regular Member as of 12/2013)*									
	*	*	*									
Matthew Natale			*(Regular Member as of 4/2015)*									
	*	*	*									
Scotch Peloso			*(Regular Member as of 8/2015)*									
	*	*	*									
Jay N. Nisberg			*(Regular Member as of 4/2016)*									
	*	*	*									
Donald B. Scott, Jr.			*(Alternate Member as of 6/2016)*									
	*	*	*									
Daniel McDonnell			*(Alternate Member as of 11/2016)*									
	*	*	*									
Madelyn Greenberg			*(Regular Member as of 04/2008 - Term limits reached April 2017)*									
	*	*	*	X	X	X	X	X	X	X	X	X

LEGEND: V = One Voting Conflict during a meeting
V2 = Two Voting Conflicts during a meeting
V3 = Three Voting Conflicts during a meeting
VPD = Voting Conflict Previously Declared (This category to be used when a conflict has been declared at a previous meeting, and the changes being reviewed are part of an ongoing renovation project.
ONLY COUNT ORIGINAL DECLARED CONFLICT FOR ONGOING PROJECTS PER JOHN C. RANDOLPH, TOWN ATTORNEY
X= No longer on Board
* = No conflict

BALLOT FOR APPOINTMENT OF REGULAR MEMBERS(S)
TO THE CODE ENFORCEMENT BOARD
Town Council Meeting on April 13, 2017

Position(s) to be filled:

2 Regular Members

Terms to expire April 2020
(Due to the term expiration of Madelyn Greenberg and Scotch Peloso)

Please circle only 2 name(s) from any of the list of names appearing below:

Regular Member(s) Applying for Re-Appointment

Scotch Peloso

Alternate Member Applying for Promotion to Regular Member*

Daniel McDonnell

Those Who Have Submitted Applications

Rosemary Carpenter

Signature of Town Council Member:_____

* *Any currently serving Alternate member who is not elevated to the position of Regular member shall retain his/her current position.*

Ballot April 13, 2017

TOWN OF PALM BEACH

Town Council Meeting on: April 13, 2017

Section of Agenda

Regular Agenda - New Business

Agenda Title

Appointments to the Recreation Advisory Commission

Presenter

Beth Zickar, Director of Recreation

ATTACHMENTS:

- **Memorandum Dated April 3, 2017 from Beth Zickar**
- **Ballot for Appointments to the Recreation Advisory Commission**
- **Recreation Advisory Commission Roster**
- **Recreation Advisory Commission Attendance & Voting Conflicts**

TOWN OF PALM BEACH

Information for Town Council Meeting on: April 11, 2017

To: Mayor and Town Council

Via: Thomas G. Bradford, Town Manager

From: Beth Zickar, Director of Recreation

Re: Appointments to the Recreation Advisory Commission - 3 Regular Members

Date: April 3, 2017

STAFF RECOMMENDATION

Staff recommends that Town Council appoint 3 regular members to the Recreation Advisory Commission to fill the seats being vacated as a result of the term expiration of Mrs. Khooshe Aiken, Mrs. Pamela McIver and Mrs. Roberta Mambrino.

Staff recommends that Town Council make any appointments to the Recreation Advisory Commission which may become necessary as a result of making the aforementioned appointments.

GENERAL INFORMATION

Mr. John C. Hartz, Jr. is currently an alternate member on the Recreation Advisory Commission serving his first term which is set to expire in 2018. Mr. Hartz was first appointed in February of 2015. Mr. Hartz has requested to be considered for promotion to regular member status and has submitted written verification of his interest to serve on the Recreation Advisory Commission.

Mrs. Linda Wartow, is currently an alternate member on the Recreation Advisory Commission serving her second term which is set to expire in 2019. Mrs. Wartow was first appointed in February of 2015. Mrs. Wartow has requested to be considered for promotion to regular member status and has submitted written verification of his interest to serve on the Recreation Advisory Commission.

Mr. Nicholas Coniglio is currently an alternate member on the Recreation Advisory Commission serving his first term which is set to expire in 2019. Mr. Coniglio was first appointed in April of 2015. Mr. Coniglio has requested to be considered for promotion to regular member status and has submitted written verification of his interest to serve on the Recreation Advisory Commission.

Mrs. Amy Bahl of 245 Ridgeview Drive, has submitted written verification of her interest to serve on the Recreation Advisory Commission. Mrs. Bahl has indicated that she will be unavailable for meetings should they occur in the months of June, July and August

Mr. Peter Harris of 173 Peruvian Avenue, has submitted written verification of his interest to serve on the Recreation Advisory Commission. Mr. Harris has indicated that he will be available for all meetings.

Ms. Carla Termini Cove of 2860 S. Ocean Blvd, #305, has submitted written verification of her interest to serve on the Recreation Advisory Commission. Ms. Termini Cove has indicated that she will be unavailable for meetings should they occur in the months of June, July, August and possibly September.

Ms. Courtney Mell of 150A Australian Avenue, has submitted written verification of her interest to serve on the Recreation Advisory Commission. Ms. Mell has indicated that she will be available year round for meetings pending her work schedule as a pilot.

Mr. Grier Pressly of 242 Seaspray Avenue, has submitted written verification of his interest to serve on the Recreation Advisory Commission. Mr. Pressly has indicated the he will be available for all meetings.

Ms. Ann G. Summers of 251 El Bravo Way, has submitted written verification of her interest to serve on the Recreation Advisory Commission. Ms. Summers has indicated that she will be unavailable for meetings should they occur in the months of June July and August.

Attachments

BZ:lw

c: Susan Owens, Town Clerk

BALLOT FOR APPOINTMENT OF MEMBERS
TO THE RECREATION ADVISORY COMMISSION
Town Council Meeting On April 11, 2017

Position(s) to be filled: __3__ **Regular Members** (Terms to expire April 2020)

Please circle __3__ names from the list appearing below.

Alternate Member(s) Applying for Promotion to Regular Member

*John C. Hartz Jr. (Completing Term 1 – expires 4/18)

*Mrs. Linda Wartow (Completing Term 2 – expires 4/19)

*Mr. Nicholas Coniglio (Completing Term 1 – expires 4/19)

Individuals Who Have Submitted Applications

Mrs. Amy Bahl

Mr. Peter Harris

Ms. Carla Termini Cove

Ms. Courtney Mell

Mr. Grier Pressly

Ms. Ann G. Summers

Signature of Town Council Member: _____

**Any currently serving Alternate member who is not elevated to the position of Regular member shall retain his/her current position*

RECREATION ADVISORY COMMISSION MEMBERS

REGULAR MEMBERS

KHOOSHE AIKEN
Regular Member:
First Appointed: 4/13/11 Term Expires 04/14
Re-Appointed: 4/08/14 Term Expires 04/17

DR. G. ELLEN HOWE
Alternate Member:
First Appointed: 04/13/10 Term Expires: 04/13
Re-Appointed: 04/09/13 Term Expires: 04/16

Regular Member:
First Appointed: 04/16/15 Term Expires: 04/18

PAMELA MCIVER (Chairwoman)
Alternate Member:
First Appointed: 04/14/09 Term Expires 04/12

Regular Member:
First Appointed: 04/13/11 Term Expires 04/14
Re-Appointed: 04/08/14 Term Expires 04/17

ROBERTA MAMBRINO
Alternate Member
First Appointed: 06/14/11 Term Expires 04/12
Re-Appointed: 04/10/12 Term Expires: 04/15

Regular Member
First Appointed: 08/14/12 Term Expires: 04/14
Re-Appointed: 04/08/14 Term Expires 04/17

MATTHEW SMITH
Alternate Member
First Appointed: 08/14/12 Term Expires: 04/15

Regular Member:
First Appointed: 02/10/15 Term Expires: 04/16
Re-Appointed: 04/12/16 Term Expires: 04/19

ALEXANDRA WOODFIELD
Alternate Member:
First Appointed: 04/9/13 Term Expires: 04/16

Regular Member:
First Appointed: 04/16/15 Term Expires: 04/18

LESLIE WYTRZES
Alternate Member:
First Appointed: 02/10/15 Term Expires: 04/15
Re-Appointed: 04/14/15 Term Expires: 04/16

Regular Member:
First Appointed: 4/12/16 Term Expires: 04/19

ALTERNATE MEMBERS

NICHOLAS CONIGLIO
First Appointed: 04/12/16 Term Expires: 04/19

JOHN C. HARTZ, JR.
First Appointed: 02/14/15 Term Expires: 04/18

LINDA WARTOW
First Appointed: 02/14/15 Term Expires: 04/16
Re-Appointed: 04/12/16 Term Expires: 04/19

Recreation Advisory Commission Attendance Record 2015 - 2017

	2015					2016							2017					
	1/7	3/4	5/6	9/2	11/4	1/6	3/2	5/4	9/7	10/7	11/2	11/17	1/4	2/8	3/1	5/1	9/6	11/1
Mrs. Kooshe Aiken	U	P	E	P	U	E	P	P	U	P	P	P	P	P	P			
Mr. Nicholas Coniglio								P	P	P	P	P	P	P	P			
Mr. John Hartz			P	P	P	P	P	P	P	P	P	P	P	P	P			
Dr. G. Ellen Howe	P	U	P	U	P	P	P	P	U	P	P	P	P	P	P			
Mrs. Roberta Mambrino	P	P	P	U	P	P	P	P	U	U	P	P	P	P	P			
Mrs. Pamela McIver	P	P	P	U	P	P	P	P	P	U	P	P	P	P	P			
Mr. Matthew Smith	P	P	P	P	U	P	P	P	P	P	P	P	P	P	U			
Mrs. Linda Wartow			P	U	P	P	P	P	P	U	P	U	P	P	P			
Mrs. Alexandra Woodfield	P	P	P	P	P	P	P	P	U	P	P	P	P	P	P			
Mrs. Leslie Wytrzes		P	P	P	P	P	P	P	P	P	P	P	P	P	P			

Recreation Advisory Commission Conflict of Interest 2015 - 2017

	2015					2016							2017					
	1/7	3/4	5/6	9/2	11/4	1/6	3/2	5/4	9/7	10/7	11/2	11/17	1/4	2/8	3/1	5/1	9/6	11/1
Mrs. Kooshe Aiken																		
Mr. Nicholas Coniglio																		
Mr. John Hartz																		
Dr. G. Ellen Howe																		
Mrs. Roberta Mambrino																		
Mrs. Pamela McIver																		
Mr. Matthew Smith														X				
Mrs. Linda Wartow																		
Mrs. Alexandra Woodfield																		
Mrs. Leslie Wytrzes																		

TOWN OF PALM BEACH

Town Council Meeting on: April 13, 2017

Section of Agenda

Regular Agenda - New Business

Agenda Title

Town Charter Conflict with Florida State Statutes, Relative to Town Elections

Presenter

Jay Boodheshwar, Deputy Town Manager

ATTACHMENTS:

- **Memorandum Dated April 3, 2017, from Jay Boodheshwar, Deputy Town Manager**
- **Exhibit A - Florida State Statutes, Section 101.62**
- **Exhibit B - Town Code, Section 5.03**
- **Exhibit C - Town Code, Section 3.03**
- **Exhibit D - Florida State Statutes, Section 166.021**

TOWN OF PALM BEACH

Information for Town Council Meeting on: April 13, 2017

To: Mayor and Town Council

Via: Thomas G. Bradford, Town Manager

From: Jay Boodheshwar, Deputy Town Manager

Re: Town of Palm Beach Elections

Date: April 3, 2017

STAFF RECOMMENDATION

Staff is seeking direction from Town Council regarding how to address an issue that has been discovered by the Supervisor of Elections, relative to a conflict between qualifying period language in the Town Charter and F.S. 101.62 for municipal elections.

GENERAL INFORMATION

Pursuant to F.S. 101.62 (4) (a) (Request for Vote-by-Mail Ballots) (attached as Exhibit A), the Supervisor of Elections Office shall send a vote-by-mail ballot to each absent uniformed services voter and to each overseas voter who has requested a vote-by-mail ballot no later than 45 days before each presidential preference primary election, primary election, and general election. The Town's Charter at Section 5.03 (attached as Exhibit B) provides that candidates for the Office of Mayor or Town Council shall qualify for such offices by (a) being nominated by an elector of the Town, and second, by at least two electors, at the Town Caucus to be held on the first Tuesday after the first Monday of January of each year, and (b) being endorsed by petitions signed by at least twenty-five (25) electors, filed with the Town Council no later than 5:00 p.m. on the day following the Town Caucus.

The Charter also provides at Section 3.03 (attached as Exhibit C) that the Town Council members shall be elected at the general election held on the first Tuesday after the first Monday of February in each year in the manner provided in Article V of the Charter, and shall be elected for two year terms.

Currently, the length of time between the Town's qualifying period and the election date does not allow sufficient time for the ballot to be created and approved, then sent to an overseas voter seeking a Vote-by-Mail ballot in order to meet the voter deadline per F.S. 101.62. The Supervisor of Elections office has advised that she needs 60 days before the election to prepare the ballot and send it overseas to any requestor in order to meet the deadline.

The Town's options are to either to move up the qualifying period for the Town Caucus to early December, or move the election date to March and have a uniform election date with Palm Beach County. Consideration should be given to the fact that if the Town changes its election date to the uniform election date in Palm Beach County, the costs of the election can be shared pro rata with other municipalities that hold their elections on the uniform election date.

Section 166.021(4), Florida Statutes, provides that the Town Charter can be amended to revise the election date and/or qualifying periods through an ordinance approved by the Town Council. No referendum is required to change the election dates or the qualifying periods set forth in the Town Charter.

For your information I have attached a copy of Florida Statute 166.021(4) (Exhibit D), which addresses this issue.

TOWN ATTORNEY REVIEW

This item has been reviewed by the Town Attorney who has confirmed that the conflict exists and needs to be addressed so that Town's regulations are in compliance with Florida State Statutes.

JB:kd

cc: John C. Randolph, Town Attorney
Sue Eichhorn, Acting Town Clerk

Attachments

EXHIBIT A

Select Year: 2016 Go

The 2016 Florida Statutes

Title IX
ELECTORS AND ELECTIONS

Chapter 101
VOTING METHODS AND PROCEDURE

View Entire Chapter

101.62 Request for vote-by-mail ballots.—

(1)(a) The supervisor shall accept a request for a vote-by-mail ballot from an elector in person or in writing. One request shall be deemed sufficient to receive a vote-by-mail ballot for all elections through the end of the calendar year of the second ensuing regularly scheduled general election, unless the elector or the elector's designee indicates at the time the request is made the elections for which the elector desires to receive a vote-by-mail ballot. Such request may be considered canceled when any first-class mail sent by the supervisor to the elector is returned as undeliverable.

(b) The supervisor may accept a written or telephonic request for a vote-by-mail ballot to be mailed to an elector's address on file in the Florida Voter Registration System from the elector, or, if directly instructed by the elector, a member of the elector's immediate family, or the elector's legal guardian; if the ballot is requested to be mailed to an address other than the elector's address on file in the Florida Voter Registration System, the request must be made in writing and signed by the elector. However, an absent uniformed service voter or an overseas voter seeking a vote-by-mail ballot is not required to submit a signed, written request for a vote-by-mail ballot that is being mailed to an address other than the elector's address on file in the Florida Voter Registration System. For purposes of this section, the term "immediate family" has the same meaning as specified in paragraph (4)(c). The person making the request must disclose:

1. The name of the elector for whom the ballot is requested.
2. The elector's address.
3. The elector's date of birth.
4. The requester's name.
5. The requester's address.
6. The requester's driver license number, if available.
7. The requester's relationship to the elector.
8. The requester's signature (written requests only).

(c) Upon receiving a request for a vote-by-mail ballot from an absent voter, the supervisor of elections shall notify the voter of the free access system that has been designated by the department for determining the status of his or her vote-by-mail ballot.

(2) A request for a vote-by-mail ballot to be mailed to a voter must be received no later than 5 p.m. on the sixth day before the election by the supervisor of elections. The supervisor of elections shall mail vote-by-mail ballots to voters requesting ballots by such deadline no later than 4 days before the election.

(3) For each request for a vote-by-mail ballot received, the supervisor shall record the date the request was made, the date the vote-by-mail ballot was delivered to the voter or the voter's designee or the date the vote-by-mail ballot was delivered to the post office or other carrier, the date the ballot was received by the supervisor, the absence of the voter's signature on the voter's certificate, if applicable, and such other information he or she may deem necessary. This information shall be provided in electronic format as provided by rule adopted by the division. The information shall be updated and made available no later than 8 a.m. of each day, including weekends, beginning 60 days before the primary until 15 days after the general election and shall be contemporaneously provided to the division. This information shall be confidential and exempt from s. 119.07(1) and shall be made

available to or reproduced only for the voter requesting the ballot, a canvassing board, an election official, a political party or official thereof, a candidate who has filed qualification papers and is opposed in an upcoming election, and registered political committees for political purposes only.

(4)(a) No later than 45 days before each presidential preference primary election, primary election, and general election, the supervisor of elections shall send a vote-by-mail ballot as provided in subparagraph (c)2. to each absent uniformed services voter and to each overseas voter who has requested a vote-by-mail ballot.

(b) The supervisor of elections shall mail a vote-by-mail ballot to each absent qualified voter, other than those listed in paragraph (a), who has requested such a ballot, between the 35th and 28th days before the presidential preference primary election, primary election, and general election. Except as otherwise provided in subsection (2) and after the period described in this paragraph, the supervisor shall mail vote-by-mail ballots within 2 business days after receiving a request for such a ballot.

(c) The supervisor shall provide a vote-by-mail ballot to each elector by whom a request for that ballot has been made by one of the following means:

1. By nonforwardable, return-if-undeliverable mail to the elector's current mailing address on file with the supervisor or any other address the elector specifies in the request.

2. By forwardable mail, e-mail, or facsimile machine transmission to absent uniformed services voters and overseas voters. The absent uniformed services voter or overseas voter may designate in the vote-by-mail ballot request the preferred method of transmission. If the voter does not designate the method of transmission, the vote-by-mail ballot shall be mailed.

3. By personal delivery before 7 p.m. on election day to the elector, upon presentation of the identification required in s. 101.043.

4. By delivery to a designee on election day or up to 5 days prior to the day of an election. Any elector may designate in writing a person to pick up the ballot for the elector; however, the person designated may not pick up more than two vote-by-mail ballots per election, other than the designee's own ballot, except that additional ballots may be picked up for members of the designee's immediate family. For purposes of this section, "immediate family" means the designee's spouse or the parent, child, grandparent, or sibling of the designee or of the designee's spouse. The designee shall provide to the supervisor the written authorization by the elector and a picture identification of the designee and must complete an affidavit. The designee shall state in the affidavit that the designee is authorized by the elector to pick up that ballot and shall indicate if the elector is a member of the designee's immediate family and, if so, the relationship. The department shall prescribe the form of the affidavit. If the supervisor is satisfied that the designee is authorized to pick up the ballot and that the signature of the elector on the written authorization matches the signature of the elector on file, the supervisor shall give the ballot to that designee for delivery to the elector.

5. Except as provided in s. 101.655, the supervisor may not deliver a vote-by-mail ballot to an elector or an elector's immediate family member on the day of the election unless there is an emergency, to the extent that the elector will be unable to go to his or her assigned polling place. If a vote-by-mail ballot is delivered, the elector or his or her designee shall execute an affidavit affirming to the facts which allow for delivery of the vote-by-mail ballot. The department shall adopt a rule providing for the form of the affidavit.

(5) If the department is unable to certify candidates for an election in time to comply with paragraph (4)(a), the Department of State is authorized to prescribe rules for a ballot to be sent to absent uniformed services voters and overseas voters.

(6) Only the materials necessary to vote by mail may be mailed or delivered with any vote-by-mail ballot.

History.—s. 2, ch. 7380, 1917; RGS 369; CGL 430; s. 1, ch. 25385, 1949; s. 5, ch. 26870, 1951; s. 32, ch. 28156, 1953; s. 21, ch. 29934, 1955; s. 2, ch. 59-213; s. 32, ch. 65-380; s. 1, ch. 67-33; s. 2, ch. 69-136; s. 4, ch. 69-280; s. 2, ch. 70-93; ss. 1, 2, ch. 71-149; s. 5, ch. 73-157; s. 39, ch. 73-333; s. 2, ch. 75-174; s. 21, ch. 77-175; s. 40, ch. 79-400; s. 2, ch. 83-16; s. 6, ch. 83-251; s. 1, ch. 85-226; s. 4, ch. 86-199; s. 4, ch. 87-363; s. 2, ch. 87-538; s. 28, ch. 89-338; s. 20, ch. 90-360; s. 587, ch. 95-147; s. 3, ch. 96-57; s. 25, ch. 96-406; s. 13, ch. 98-129; s. 32, ch. 99-2; s. 6, ch. 99-140; s. 52, ch. 2001-40; s. 5, ch. 2001-75; s. 18, ch. 2003-415; s. 6, ch. 2004-33; s. 43, ch. 2005-277; s. 37, ch. 2005-278; s. 16, ch. 2005-286; s. 30, ch. 2007-30; s. 7, ch. 2010-167; s. 37, ch. 2011-40; s. 17, ch. 2013-37; s. 11, ch. 2013-57; s. 16, ch. 2016-37.

Note.—Former s. 101.02.

Sec. 5.03. - Qualifications.

Candidates for the office of Mayor or Town Council shall qualify for such offices by:

(a) Being nominated by an elector of the Town, and seconded by at least two (2) electors, at the Town caucus to be held on the first Tuesday after the first Monday of January of each year; and

(b) Being endorsed by petition signed by at least twenty-five (25) electors, filed with the Town Council no later than 5:00 p.m. on the day following the Town Caucus.

(Ord. No. 21-08, § 1, 8-12-08)

Sec. 3.03. - Town Council: Election and Terms.

Two (2) Town Council members shall be elected at the general election held on the first Tuesday after the first Monday of February in each odd-numbered year, and three (3) Town Council members shall be elected at the general election to be held on the first Tuesday after the first Monday of February in each even numbered year, all in the manner provided in Article V of this Charter, and shall be elected for two-year terms.

(Ord. No. 18-99, § 1, 12-14-99)

EXHIBIT D

Select Year: 2016 Go

The 2016 Florida Statutes

Title XII	Chapter 166	View Entire Chapter
MUNICIPALITIES	MUNICIPALITIES	

166.021 Powers.—

(1) As provided in s. 2(b), Art. VIII of the State Constitution, municipalities shall have the governmental, corporate, and proprietary powers to enable them to conduct municipal government, perform municipal functions, and render municipal services, and may exercise any power for municipal purposes, except when expressly prohibited by law.

(2) "Municipal purpose" means any activity or power which may be exercised by the state or its political subdivisions.

(3) The Legislature recognizes that pursuant to the grant of power set forth in s. 2(b), Art. VIII of the State Constitution, the legislative body of each municipality has the power to enact legislation concerning any subject matter upon which the state Legislature may act, except:

(a) The subjects of annexation, merger, and exercise of extraterritorial power, which require general or special law pursuant to s. 2(c), Art. VIII of the State Constitution;

(b) Any subject expressly prohibited by the constitution;

(c) Any subject expressly preempted to state or county government by the constitution or by general law; and

(d) Any subject preempted to a county pursuant to a county charter adopted under the authority of ss. 1(g), 3, and 6(e), Art. VIII of the State Constitution.

(4) The provisions of this section shall be so construed as to secure for municipalities the broad exercise of home rule powers granted by the constitution. It is the further intent of the Legislature to extend to municipalities the exercise of powers for municipal governmental, corporate, or proprietary purposes not expressly prohibited by the constitution, general or special law, or county charter and to remove any limitations, judicially imposed or otherwise, on the exercise of home rule powers other than those so expressly prohibited. However, nothing in this act shall be construed to permit any changes in a special law or municipal charter which affect the exercise of extraterritorial powers or which affect an area which includes lands within and without a municipality or any changes in a special law or municipal charter which affect the creation or existence of a municipality, the terms of elected officers and the manner of their election except for the selection of election dates and qualifying periods for candidates and for changes in terms of office necessitated by such changes in election dates, the distribution of powers among elected officers, matters prescribed by the charter relating to appointive boards, any change in the form of government, or any rights of municipal employees, without approval by referendum of the electors as provided in s. 166.031. Any other limitation of power upon any municipality contained in any municipal charter enacted or adopted prior to July 1, 1973, is hereby nullified and repealed.

(5) All existing special acts pertaining exclusively to the power or jurisdiction of a particular municipality except as otherwise provided in subsection (4) shall become an ordinance of that municipality on the effective date of this act, subject to modification or repeal as other ordinances.

(6) The governing body of a municipality may require that any person within the municipality demonstrate the existence of some arrangement or contract by which such person will dispose of solid waste in a manner consistent with the ordinances of the county or municipality or state or federal law. For any person who will produce special wastes or biomedical waste, as the same may be defined by state or federal law or county or city ordinance, the municipality may require satisfactory proof of a contract or similar arrangement by which special or biomedical wastes will be collected by a qualified and duly licensed collector and disposed of in accordance with the laws of Florida or the Federal Government.

(7) Entities that are funded wholly or in part by the municipality, at the discretion of the municipality, may be required by the municipality to conduct a performance audit paid for by the municipality. An entity shall not be considered as funded by the municipality by virtue of the fact that such entity utilizes the municipality to collect taxes, assessments, fees, or other revenue. If an independent special district receives municipal funds pursuant to a contract or interlocal agreement for the purposes of funding, in whole or in part, a discrete program of the district, only that program may be required by the municipality to undergo a performance audit.

(8)(a) The Legislature finds and declares that this state faces increasing competition from other states and other countries for the location and retention of private enterprises within its borders. Furthermore, the Legislature finds that there is a need to enhance and expand economic activity in the municipalities of this state by attracting and retaining manufacturing development, business enterprise management, and other activities conducive to economic promotion, in order to provide a stronger, more balanced, and stable economy in the state, to enhance and preserve purchasing power and employment opportunities for the residents of this state, and to improve the welfare and competitive position of the state. The Legislature declares that it is necessary and in the public interest to facilitate the growth and creation of business enterprises in the municipalities of the state.

(b) The governing body of a municipality may expend public funds to attract and retain business enterprises, and the use of public funds toward the achievement of such economic development goals constitutes a public purpose. The provisions of this chapter which confer powers and duties on the governing body of a municipality, including any powers not specifically prohibited by law which can be exercised by the governing body of a municipality, shall be liberally construed in order to effectively carry out the purposes of this subsection.

(c) For the purposes of this subsection, it constitutes a public purpose to expend public funds for economic development activities, including, but not limited to, developing or improving local infrastructure, issuing bonds to finance or refinance the cost of capital projects for industrial or manufacturing plants, leasing or conveying real property, and making grants to private enterprises for the expansion of businesses existing in the community or the attraction of new businesses to the community.

(d) A contract between the governing body of a municipality or other entity engaged in economic development activities on behalf of the municipality and an economic development agency must require the agency or entity receiving municipal funds to submit a report to the governing body of the municipality detailing how the municipal funds are spent and detailing the results of the economic development agency's or entity's efforts on behalf of the municipality. By January 15, 2011, and

annually thereafter, the municipality shall file a copy of the report with the Office of Economic and Demographic Research and post a copy of the report on the municipality's website.

(e)1. By January 15, 2011, and annually thereafter, each municipality having annual revenues or expenditures greater than $250,000 shall report to the Office of Economic and Demographic Research the economic development incentives in excess of $25,000 given to any business during the municipality's previous fiscal year. The Office of Economic and Demographic Research shall compile the information from the municipalities into a report and provide the report to the President of the Senate, the Speaker of the House of Representatives, and the Department of Economic Opportunity. Economic development incentives include:

a. Direct financial incentives of monetary assistance provided to a business from the municipality or through an organization authorized by the municipality. Such incentives include, but are not limited to, grants, loans, equity investments, loan insurance and guarantees, and training subsidies.

b. Indirect incentives in the form of grants and loans provided to businesses and community organizations that provide support to businesses or promote business investment or development.

c. Fee-based or tax-based incentives, including, but not limited to, credits, refunds, exemptions, and property tax abatement or assessment reductions.

d. Below-market rate leases or deeds for real property.

2. A municipality shall report its economic development incentives in the format specified by the Office of Economic and Demographic Research.

3. The Office of Economic and Demographic Research shall compile the economic development incentives provided by each municipality in a manner that shows the total of each class of economic development incentives provided by each municipality and all municipalities.

(f) This subsection does not limit the home rule powers granted by the State Constitution to municipalities.

(9)(a) As used in this subsection, the term:

1. "Authorized person" means a person:

a. Other than an officer or employee, as defined in this paragraph, whether elected or commissioned or not, who is authorized by a municipality or agency thereof to incur travel expenses in the performance of official duties;

b. Who is called upon by a municipality or agency thereof to contribute time and services as consultant or advisor; or

c. Who is a candidate for an executive or professional position with a municipality or agency thereof.

2. "Employee" means an individual, whether commissioned or not, other than an officer or authorized person as defined in this paragraph, who is filling a regular or full-time authorized position and is responsible to a municipality or agency thereof.

3. "Officer" means an individual who, in the performance of his or her official duties, is vested by law with sovereign powers of government and who is either elected by the people, or commissioned by the Governor and who has jurisdiction extending throughout the municipality, or any person lawfully serving instead of either of the foregoing two classes of individuals as initial designee or successor.

4. "Traveler" means an officer, employee, or authorized person, when performing travel authorized by a municipality or agency thereof.

(b) Notwithstanding s. 112.061, the governing body of a municipality or an agency thereof may provide for a per diem and travel expense policy for its travelers which varies from the provisions of s. 112.061. Any such policy provided by a municipality or an agency thereof on January 1, 2003, shall be

valid and in effect for that municipality or agency thereof until otherwise amended. A municipality or agency thereof that provides any per diem and travel expense policy pursuant to this subsection shall be deemed to be exempt from all provisions of s. 112.061. A municipality or agency thereof that does not provide a per diem and travel expense policy pursuant to this subsection remains subject to all provisions of s. 112.061.

(c) Travel claims submitted by a traveler in a municipality or agency thereof which is exempted from the provisions of s. 112.061, pursuant to paragraph (b), shall not be required to be sworn to before a notary public or other officer authorized to administer oaths, but any claim authorized or required to be made under any per diem and travel expense policy of a municipality or agency thereof must contain a statement that the expenses were actually incurred by the traveler as necessary travel expenses in the performance of official duties and shall be verified by a written declaration that it is true and correct as to every material matter; and any person who willfully makes and subscribes any such claim that he or she does not believe to be true and correct as to every material matter, or who willfully aids or assists in, or procures, counsels, or advises the preparation or presentation of such a claim that is fraudulent or is false as to any material matter, whether or not such falsity or fraud is with the knowledge or consent of the person authorized or required to present such claim, commits a misdemeanor of the second degree, punishable as provided in s. 775.082 or s. 775.083. Whoever receives an allowance or reimbursement by means of a false claim is civilly liable in the amount of the overpayment for the reimbursement of the public fund from which the claim was paid.

History.—s. 1, ch. 73-129; s. 1, ch. 77-174; s. 2, ch. 90-332; s. 2, ch. 92-90; s. 2, ch. 93-207; s. 2, ch. 94-332; s. 1, ch. 95-178; s. 1, ch. 98-37; s. 1, ch. 2003-125; s. 2, ch. 2010-147; s. 22, ch. 2011-34; s. 60, ch. 2011-142; s. 3, ch. 2011-143.

Copyright © 1995-2017 The Florida Legislature • Privacy Statement • Contact Us

TOWN OF PALM BEACH

Town Council Meeting on: April 13, 2017

Section of Agenda

Regular Agenda - New Business

Agenda Title

Establishment of Town Manager Goals for 2017/2018

Presenter

Thomas G. Bradford, Town Manager

ATTACHMENTS:

- **Town Manager Goals 2017-2018, Memo**
- **Town Manager Goals 2017-2018**

TOWN OF PALM BEACH

Information for Town Council Meeting on: April 13, 2017

To: Mayor and Town Council

From: Thomas G. Bradford, Town Manager

Re: Establishment of Town Manager Goals for 2017/2018

Date: April 5, 2017

STAFF RECOMMENDATION

Staff recommends that the Town Council pass a motion to adopt the Town Manager goals for 2017/2018. If the Mayor or any individual Town Council members believe that Town Council should adopt goals that differ from those set forth below, please be prepared to propose your alternative(s) for consideration at the April 12 meeting.

GENERAL INFORMATION

Attached to this memorandum is a spreadsheet which presents the results of your individual scoring for the Town Manager goals for 2017/2018. The Town Council's formal adoption of top goals will provide guidance to me on matters to focus on during this evaluation period and indirectly communicates to the public matters of greatest importance in the next year ahead.

The scoring resulted in two goals being tied for #4, therefore they will both be listed as #4. If you accept the results of your scoring without modification, then the top five Town Manager goals for 2017/2018 will be as follows:

1. Develop a proposed General Fund budget for 2017/2018 that does not reduce service levels and is less than the Long Term Financial Plan (LTFP) General Fund assumptions for FY2018.

2. In conjunction with the Underground Utilities Task Force develop a recommended financing plan and the associated initial assessment for the Underground Utility Project. Hire the Underground Utilities Coordinator after the Town Council approves the project to facilitate better project area communications and monitoring of project milestones, budget and expenditures in conjunction with Public Works assigned staff project engineer.

3. Develop and recommend a plan to improve enforcement of rules pertaining to construction related parking and related job site traffic impacts. Develop and implement a computer/software based traffic management tool to be used by staff to facilitate up-to-date data in the determination of ROW permit issuance to avoid conflicts in north/south roadway corridors, to facilitate the approval process, and notification to the public of pending road closures and detours. Develop a matrix listing “large” public and private construction projects, identifying traffic impacts on residents for each project and delineating if the project

is anticipated to impact an arterial roadway. Based upon final matrix content ascertain feasibility of modifying schedule of Town controlled projects to minimize traffic impacts. Review data and ascertain need for construction moratorium on Fridays when POTUS comes to Town for large projects defined as any project generating more than 10 trips per day.

4. Complete Master Plan for the Town Docks, with budget, projected revenues and expenses compared to existing budget, drawings, schedule for replacing docks with state-of-the-art facility, with no marina amenities, and identify grant funding sources and grant program funding amounts. Consider hiring marina expert to oversee process.

4. If the new Recreation Center is approved, develop a financing plan for the Town's share of the cost.

I recommend the Town Council adopt the above stated five items as the Town Manager's goals for 2017/2018.

This process is conducted in order to provide direction for and action by the Town Manager in his ongoing work efforts during his/her evaluation period. The other items that received votes in this process and many other initiatives may also receive attention, funding, and action during this same time frame.

TGB
Attachment
cc: Jay Boodheshwar, Deputy Town Manager
Department Directors

TOWN OF PALM BEACH
MAYOR AND TOWN COUNCIL
BUDGET PRIORITIES FOR FY2017
SCORE SHEET TABULATIONS

BUDGET PRIORITY	**Coniglio**	**Kleid**	**Moore**	**Araskog**	**Lindsay**	**Zeidman**	**Total Points**	**Rank**
Town Docks Master Plan	3		5		3	4	9	**4**
Recreation Center Financing Plan	4	1	4				9	**4**
Town Public Outreach Efforts						5	1	
Enforcement of Construction Parking Rules	5	5		3	4	2	11	**3**
Underground Utility Project Financing Plan	2	2	2	4	2	3	21	**2**
Proposed Budget	1	4	1	1	1	1	27	**1**
Reach 8 Beach Re-nourishment Project		3					3	
Long Term Financial Plan				2			4	
Departments Succession Plan			3	5	5		5	

Note:
The scoring system assigned five (5) points for an elected official's top budget priority, four (4) points for the second highest budget priority three (3) points for the third highest, two (2) points for the fourth highest, and one (1) point for the fifth highest. Each budget priority's cumulative score was tallied and the sum divided by 6 to give that goal an average score and a resulting ranking.

N:\Town Manager\TGB\Misc\2017\budget priorities tally sheet April 2017

TOWN OF PALM BEACH

Town Council Meeting on: April 13, 2017

Section of Agenda

Regular Agenda - New Business

Agenda Title

Consideration of Moratorium on Applications for Wireless Telecommunication Facilities on Public Property, Public Right-of-Way and Public Utility Easements

Presenter

Thomas G. Bradford, Town Manager

ATTACHMENTS:

- **Consideration of a Moratorium on Application for Wireless Telecommunication Facilities**
- **Wireless Infrastructure Legislation, Back Up**

TOWN OF PALM BEACH

Information for Town Council Meeting on April 13, 2017

To: Mayor and Town Council

From: Thomas G Bradford, Town Manager

Re: Consideration of a Moratorium on Applications for Wireless Telecommunication Facilities on Public Property, Public Right-of-Ways and Public Utility Easements

Date: April 6, 2017

STAFF RECOMMENDATION

Staff recommends that the Town Council discuss the matter of imposing a moratorium on applications for wireless facilities on public property, public right-of-ways and in public utility easements and take any action deemed to be appropriate.

GENERAL INFORMATION

Right in line with the assault on Home Rule occurring during this year's Legislative Session in Tallahassee comes special interests bills SB 596 and HB 687 which, if passed, will keep local government from protecting the public property and its appearance the public has entrusted to it for the benefit of the public and allow the wireless industry virtually unbridled access to public right-of-way for their own private gain and profit.

SB 596 (Hutson) and HB 687 (La Rosa) preempt local government control of taxpayer-owned rights of way for placement of "small" or "micro" wireless and antennas and equipment. Among various provisions in the bills, this legislation bars local governments from prohibiting or regulating the placement of "small" or "micro" wireless facilities on or next to existing cell phone towers and utility poles within municipally owned rights of way. The bills prohibit local governments from requiring a permit approval process or charging fees to telecommunications companies for placing "small" wireless facilities on lines between utility poles within publicly owned rights of way. The bills also prohibit local governments from imposing minimum distances between small wireless facilities, but can limit the height to no more than 10 feet above the tallest utility pole within 500 feet, or 60 feet if there is currently no pole in the vicinity. The infrastructure can be no larger than six cubic feet in volume (for instance, 2 feet by 3 feet). All other wireless equipment associated with the facility cumulatively can be no more than 28 cubic feet in volume (**the approximate size of a refrigerator**). The bills would allow an application submitted to a local government for a permit to collocate small wireless facilities to be automatically approved after 60 days if a local government does not approve or deny it by then.

A recent article in the Palm Beach Post made note of the fact that some localities had implemented moratoriums out of concern for the unacceptable consequences should such legislation be passed

in Florida and to force the wireless industry to the table and maybe to court. I have attached a copy of that article for your review.

The implementation of a moratorium may require the adoption of an ordinance or a resolution which we currently do not have in our possession, but which may be provided to you as supplemental backup if the Town Attorney deems it to be required.

Cc: John C. Randolph, Town Attorney
H. Paul Brazil, P.E., Director of Public Works
John Page, Director of Planning, Zoning and Building
Patricia Strayer, P.E. Town Engineer
Paul Castro, Zoning Administrator

N: TMO/TGB/Agenda Items/2017/ Moratorium on Applications for Wireless Telecommunication Facilities on Public Property

LEGISLATURE 2017 INFRASTRUCTURE

Wireless infrastructure legislation alarms cities

Municipalities say Senate bill is lopsided, favors telecom giants.

By Susan Salisbury Palm Beach Post Staff Writer

The battle between infrastructure needed for fast digital service and property rights may soon come to communities across Palm Beach County. Right now, it's playing out in Tallahassee, courtesy of legislation before lawmakers.

"It's a ticket for multibillion-dollar wireless communication companies to come into a city and do as they please in city right of ways," said Riviera Beach Councilwoman Dawn Pardo.

The brewing fight is over technological advances. First there was 1G wireless technology, for "first generation," and as telecommunications technology evolved, 2G, 3G, 4G and 4G LTE came to be. Now 5G, a fifth generation network technology allowing greater connectivity at higher speeds for many more devices, is on its way.

To place the infrastructure needed for 5G service, a proposal pending in the Florida Legislature would limit state and local control of public rights-of-way where the 5G equipment is being installed.

Senate Bill 596 sponsored by Sen. Travis Hutson, R-Palm Coast, and House Bill 687, sponsored by Rep. Mike La Rosa, R-St. Cloud, would create the Advanced Wireless Infrastructure Deployment Act and prohibit the Florida Department of

Transportation and local governmental entities from prohibiting, regulating or charging for co-location of small wireless facilities in public rights-of-way.

Municipalities say the bill is one-sided, would take away their ability to control where 5G equipment is installed and totally favors telecommunications giants such as AT&T, Verizon and Sprint. The companies want the right to install their equipment on utility poles, light posts, signs and traffic arms in rights-of-way.

Pardo was one of about a dozen officials from cities and counties across Florida, including Miami, Fort Lauderdale and St. Petersburg, who spoke against the bill before the Senate Committee on Communications, Energy and Public Utilities in Tallahassee on March 7.

Pardo told the committee the bill would eliminate residents having a say in the location of 5G facilities.

Currently, Riviera Beach requires “stealth designs” that are unobtrusive and has other rules as well. The city doesn’t allow the equipment within residential communities.

“We have a couple of these wireless companies proposing to put towers in residential communities without any input from the public. This is unacceptable. This bill allows companies to put as many towers as they want,” Pardo said.

The proliferation of poles and equipment on rights-of-way would jeopardize public safety, entice kids to climb up the poles and create more debris when a hurricane hits, Pardo said.

Riviera Beach has spent a “couple million dollars” to bury utility lines, Pardo said, adding, “Then the next thing you know, we have these 100-foot poles in the middle of the sidewalk.”

Both bills have passed their first round in the Senate Committee on Communications, Energy and Public Utilities and the House Subcommittee on Energy & Utilities.

While the bills deal only with “small cells,” the suitcase-sized to small refrigerator-sized building blocks of the 5G system, some companies are also submitting applications for poles as high as 120 feet.

The telecommunications industry says the upgrades are needed by 2020 to meet the demand for faster internet speeds, smart cities, driverless vehicles,

instantaneous 3-D downloads, the "Internet of things" where machines talk to machines, and more.

Houston-based Crown Castle, the nation's largest provider of wireless infrastructure, sought to install 50 to 60 poles across Riviera Beach, but in September 2016 the city passed an ordinance regulating them. The equipment boxes must be grouped together in a single location and spaced a minimum of 2,000 feet from each other unless technical documentation is provided by the applicant and approved by the city management. If more than six poles are to be located within one linear mile of a city block, the manager must notify the council.

Crown Castle installed four poles before the regulations. Mobility had planned to install numerous 120-foot poles, but Riviera Beach's ordinance does not allow the poles to be more than 35 feet.

That has municipal leaders worried.

Eric Poole, deputy director of public policy at the Florida Association of Counties, spoke about SB 596 before the committee. The committee passed the bill on preliminary reading.

"This bill is a one-way street. It says the telecommunications industry can come into any county and city and require us to give them a permit to co-locate one of their small cell packages on any of our utility poles, light posts, signs or traffic arm signals. We can't tell them no," Poole said.

Poole said he first became aware of the 5G issue about 10 months ago when a wireless infrastructure provider submitted an application in a Florida county he did not mention by name, and said it had the right to use the right-of-way. In the past, such installations were typically done on private property, not on public rights-of-way.

The proposal states that if the local government doesn't approve or deny the telecommunication company's application within 60 days, approval is automatic. The maximum fee the companies can be charged for use of each right-of-way is $15.

Some local governments have declared moratoriums while they work with the industry, Poole said. He said his organization doesn't want to stop smart schools, economic development and other advancements, but that the industry needs to respect home rule authority.

Advocates for the bill included representatives of AT&T, Sprint, Verizon, T-Mobile and other companies, as well as their trade groups.

Bethanne Cooley, legislative affairs director of CTIA, the trade association for the wireless communications industry, said networks need to be updated today to be ready for the next generation of wireless networks.

The fifth generation, 5G, will connect 100 times as many devices and be up to 100 times faster. It could create up to 3 million jobs nationwide during the next seven years, Cooley said.

A January report by the Florida Association of County Attorneys Cell Tower Right-of-Way Task Force states that numerous counties and cities in Florida have been confronted with applications from private companies wanting to place cellular telecommunications towers and small cells in the public right-of-way.

The companies are seeking to classify these cellular towers as tall as 120 feet as "utility" poles, but they are not, the report states.

The Telecommunications Act of 1996 and the Florida Statutes do not support a right of telecommunication firms to force local government to allow placement of cellular communication facilities in the local government's own right-of-way, the report concludes. **ssalisbury@pbpost.com**

Twitter: @ssalisbury

TOWN OF PALM BEACH

Town Council Meeting on: April 13, 2017

Section of Agenda

Regular Agenda - New Business

Agenda Title

Discussion on Term Limits for Remainder of All Town Boards and Commissions

Presenter

Margaret A. Zeidman, Town Council Member

ATTACHMENTS:

- **Discussion on Term Limits, Back Up**

TOWN OF PALM BEACH

Information for Town Council Meeting on April 13, 2017

To: Mayor and Town Council

From: Thomas G Bradford, Town Manager

Re: Discussion on Term Limits for Remainder of all Town Boards and Commissions

Date: April 6, 2017

STAFF RECOMMENDATION

Staff recommends that the Town Council discuss the matter of term limits and ascertain whether there are any other boards and commissions you may wish to impose term limits upon.

GENERAL INFORMATION

Margaret Zeidman, Town Council member, has requested that the Town Council discuss term limits for the remainder of all town boards and commissions for potential consistency, but knowing that there may be good reason for not having term limits for some standing boards and commissions.

The standing boards and commissions of the Town that do not have term limits are the:

- Investment Advisory Committee
- Retirement Board of Trustees
- Public Employees Relations Commission

N: TMO/TGB/Agenda Items/2017/ Discussion on Term Limits for Remainder of all Town Boards and Commissions

TOWN OF PALM BEACH
Town Council Meeting on: April 13, 2017

Section of Agenda
Regular Agenda - New Business

Agenda Title
Coastal Update:
H. Paul Brazil, P.E., Director of Public Works

a. Shore Line Condition Update

b. RESOLUTION NO. 52-2017 A Resolution of the Town Council of the Town of Palm Beach, Palm Beach County, Florida, Approving a Contract Increase in Regard to Awarded Bid No. 2016-28 to Coston Marine Services, Inc., in the Amount of $248,440 to Modify the Disposal Location, Placement, and Volume of Dredged Sediments for the Construction of the Lake Worth Lagoon Waterway Access Maintenance Dredging; Increasing the Contract Amount from $1,063,500 to $1,311,940 and Establishing a New Construction Phase Budget of $1,361,940, Including Contingency, Contingent Upon the Necessary Permit Modification and Upon Receipt of Donations to Fully Fund this Project.
H. Paul Brazil, P.E., Director of Public Works

c. RESOLUTION NO. 53-2017 A Resolution of the Town Council of the Town of Palm Beach, Palm Beach County, Florida, Approving a Purchase Order for Construction Phase Coastal Engineering Support Services for the Lake Worth Lagoon Waterway Access Dredging Project to Applied Technology & Management, Inc., in an Amount Not-to-Exceed $74,668, and Establishing a Construction Phase Services Budget of $85,000 Upon Receipt of Donations to Fully Fund this Project.
H. Paul Brazil, P.E., Director of Public Works

d. RESOLUTION NO. 54-2017 A Resolution of the Town Council of the Town of Palm Beach, Palm Beach County, Florida, Approving a Local Government Agreement Between the State of Florida Department of Environmental Protection and the Town of Palm Beach for the 2018 and Future Palm Beach Harbor Maintenance Dredging Projects and Authorizing the Town Mayor to Execute Same on Behalf of the Town.

H. Paul Brazil, P.E., Director of Public Works

Presenter

ATTACHMENTS:

- **b. Memorandum dated March 31, 2017, from H. Paul Brazil, P.E., Director of Public Works**
- **b. Resolution No. 52-2017**
- **b. Dredge Project Modification**
- **c. Memorandum dated March 30, 2017, from H. Paul Brazil, P.E., Director of Public Works**
- **c. Resolution No. 53-2017**
- **c. Applied Technology Proposal**
- **d. Memorandum dated March 30, 2017, from H. Paul Brazil, P.E. Director of Public Works**
- **d. Resolution No. 54-2017**
- **d. Local Sponsor Agreement**

TOWN OF PALM BEACH

Information for Town Council Meeting on: April 13, 2017

TO: Mayor and Town Council

VIA: Thomas G. Bradford, Town Manager

FROM: H. Paul Brazil, P. E., Director of Public Works

RE: Lake Worth Lagoon Waterway Access Maintenance Dredging Update
Resolution No. 52-2017

DATE: March 31, 2017

STAFF RECOMMENDATION

Town staff recommends that the Town Council approve Resolution No. 52-2017 approving an increase in regard to awarded Bid No. 2016-28 to Coston Marine Services, Inc., in the amount of $248,440 to modify the disposal location, placement, and volume of dredged sediments for construction of the Lake Worth Lagoon Waterway Access Maintenance Dredging; increasing the contract amount from $1,063,500 to $1,311,940, and establishing a new construction phase budget of $1,361,940, including contingency. This approval will be contingent upon the necessary permit modification and upon receipt of donations and applicable permit modification.

In addition, staff recommends that Town Council grant a waiver to Section 42-199 and Sections 42-226 through 229 of the Town of Palm Beach Code of Ordinances to allow for work to start in-season and for extended work hours from 7:00 a.m. to 6:00 p.m.

GENERAL INFORMATION

On December 13, 2016, Town Council awarded Bid No. 2016-28 and approved a contract to Coston Marine Services, Inc. for Lake Worth Lagoon Waterway Access Maintenance Dredging. Bid award and contract approval were contingent upon receipt of donations and upon receipt of a necessary permit modification.

During the ongoing permitting process to permit the disposal of sediment in a historical dredge hole on the western side of the Lake Worth Lagoon north of the C-51 canal, commonly referred to as "John's Hole", both State and Federal agencies have received notice from the public objecting to the use of the site. Town consultants and the Florida Fish and Wildlife Conservation Commission (FWC) field investigated John's Hole. The investigation confirmed that John's Hole contains substantial amounts of muck at the bottom and is likely not providing environmental habitat. Therefore, the placement of the dredged materials would not adversely affect John's Hole. Post-project conditions at John's Hole would be similar to the existing conditions, with the depths changing from 28 feet deep to 19 feet deep.

Separate from the ongoing permitting process to use John's Hole, the Town and our consultants have been working with Palm Beach County Environmental Resources Management (PBC ERM) and the Florida Department of Environmental Protection (FDEP) to find a suitable disposal site in the lagoon that does not have the permitting challenges identified by some members of the public with the use of

John's Hole.

PBC ERM is currently developing a future environmental enhancement project in the Lake Worth Lagoon called Bonefish Cove. In a continued effort to improve water quality in the lagoon, one of the elements of the PBC ERM project is to raise the elevation of the lagoon in this area to create new mangrove islands and promote seagrass propagation. This site has the need and capacity for additional sediments. Since this location will eventually be capped with sand, the Bonefish Cove site has been determined to be a more acceptable location for the maintenance dredging material.

The Bonefish Cove project area is located south of the Lake Worth bridge and nearly 3.5 miles south of John's Hole in the Lake Worth Lagoon. This additional distance to transport material has a cost of $75,000. Since this identified disposal location is to raise the elevation of the lagoon, rather than place the material in a deep hole, the specific placement of the material and additional precautionary measures for environmental considerations will have an added cost of $37,500.

While the disposal location sites have been under consideration, Palm Beach Intracoastal Neighbors (PBIN) and its members have identified an additional area to be dredged. This additional volume of material to be dredged has increased the project cost by $135,940.

The modified disposal location, placement, and volume has increased the cost of the project by $248,440 from $1,063,500 to $1,311,940. Town staff has recommended to PBIN to include a contingency of $50,000 which would establish a new construction phase budget of $1,361,940. PBIN has informed the Town that all additional funds will be sent to the Town's donation account prior to April 13, 2017.

A representative from PBIN is expected to be at the Town Council meeting on April 13, 2017.

SPECIAL CONSIDERATIONS

Construction of the project is expected to take approximately seven (7) months. In an effort to give the contractor the best opportunity to complete the work before December 1, 2017, Town staff recommends that the contractor be allowed to work from 7:00am to 6:00pm. Also, Town staff recommends that waivers be approved to start the work as early as Monday, April 17, 2017, contingent upon receipt of both State and Federal permits.

This staff recommendation includes waivers of the following sections of the Town Code of Ordinances:

- Section 42-199 – prohibits work between 5:00 p.m. and 8:00 a.m.
- Sections 42-226 through 229 – regulates noise, equipment operation, work hours and the standard Town requirement to "stand down for the season".

FUNDING/FISCAL IMPACT

This project has no funding/fiscal impact to the Town as all work is performed through donations from residents.

PURCHASING REVIEW

This item has been reviewed by the Purchasing Division and approved as recommended.

TOWN ATTORNEY REVIEW

This resolution has been reviewed by the Town Attorney and approved as to legal form and sufficiency.

Attachments

cc: Jane Struder, Director of Finance
Patricia Strayer, P.E., Town Engineer
Robert Weber, Coastal Program Manager
Adis Pedraza, Purchasing Manager
Rick Asnani, PBIN
Michael Jenkins, Ph.D., P.E., Applied Technology & Management, Inc.

RESOLUTION NO. 52-2017

A RESOLUTION OF THE TOWN COUNCIL OF THE TOWN OF PALM BEACH, PALM BEACH COUNTY, FLORIDA, APPROVING A CONTRACT INCREASE IN REGARD TO AWARDED BID NO. 2016-28 TO COSTON MARINE SERVICES, INC., IN THE AMOUNT OF $248,440 TO MODIFY THE DISPOSAL LOCATION, PLACEMENT, AND VOLUME OF DREDGED SEDIMENTS FOR THE CONSTRUCTION OF THE LAKE WORTH LAGOON WATERWAY ACCESS MAINTENANCE DREDGING; INCREASING THE CONTRACT AMOUNT FROM $1,063,500 TO $1,311,940 AND ESTABLISHING A NEW CONSTRUCTION PHASE BUDGET OF $1,361,940, INCLUDING CONTINGENCY, CONTINGENT UPON THE NECESSARY PERMIT MODIFICATION AND UPON RECEIPT OF DONATIONS TO FULLY FUND THIS PROJECT.

* * * * *

BE IT RESOLVED BY THE TOWN OF COUNCIL of the Town of Palm Beach, Palm Beach County, Florida as follows:

Section 1. The Town Council of the Town of Palm Beach hereby approves a contract increase in regard to awarded Bid No. 2016-28 to modify the disposal location, placement, and volume of dredged sediments for the construction of the Lake Worth Lagoon Waterway Access Maintenance Dredging in the amount of $248,440, and approves a modified construction contract to Coston Marine Services, Inc., in the amount of $1,311,940, and establishes a construction phase budget of $1,361,940, including contingency, contingent upon the necessary permit modification and upon receipt of donations to fully fund this project. Absent the receipt of these funds, this award shall be null and void.

Section 2. The Town Manager is hereby authorized to execute this contract on behalf of the Town of Palm Beach.

Section 3. The Town Manager, or his designee, is hereby authorized to take such further actions as may be necessary to effectuate the completion of the said project work, including any necessary change order work as recommended by the Public Works Director.

PASSED AND ADOPTED in a regular adjourned session of Town Council of the Town of Palm Beach this 13th day of April 2017.

Gail L. Coniglio, Mayor	Richard M. Kleid, Town Council President
	Danielle H. Moore, Council President Pro Tem
	Julie Araskog, Town Council Member
ATTEST:	Bobbie Lindsay, Town Council Member
Susan A. Owens, MPA, MMC, Town Clerk	Margaret A. Zeidman, Town Council Member

COSTON MARINE SERVICES, INC.

228 Hibiscus Street, Suite 4
Jupiter, FL 33458
Office: 561-747-4382 Fax: 561-745-2387
Email:costonmarine@gmail.com

Town of Palm Beach
951 Okeechobee Road
West Palm Beach, Fl. 33401
Attn: Robert Weber
Email: rweber@townofpalmbeach.com
P-561-838-5440

March 28, 2017

Dredge Project Modification

Project No.: 2016-28
Project Name: "Lake Worth Lagoon Waterway Access maintenance Dredging"

Scope of Work
(Disbursement of Dredge Material as Directed by Palm Beach County ERM at "Bonefish Island" Project)

A. The added time and fuel for the 50,000 cubic yard base contract to go approximately 3.5 miles more south to the Palm Beach County Spoil Hole "Bonefish Island" will cost $ 1.50 per cubic yard or **$ 75,000.00** additional to the base contract. The new yardage number will be $ 18.67 per cubic yard.

B. The additional handling of dredge spoil material at the new site, "Bonefish Island", which is mainly the added time to create the outside berm, turbidity control and movement as well as having to layer the material in the dredge hole and spread out consistently will add about 1.5 hours of time to each off load procedure which will add about 15 days to the schedule and an added cost of **$ 37,500.00**. This will add an additional $ 0.75 to the per cubic yard total which will now increase the contract based on the above add to $ 19.42 per cubic yard for the 50,000 yard base contract.

C. Dredge an additional 7,000 cubic yards to the "Mar-A-Lago" estate as per engineers estimate at an additional cost of **$ 135,940.00** based on the adjusted rate of $ 19.42.

The total add based on the above will be **$ 248,440.00**.

SUBMITTED: **ACCEPTED:**

Michael Bryant

Michael Bryant
Coston Marine Services, Inc.

Owner

Date

TOWN OF PALM BEACH

Information for Town Council Meeting on: April 13, 2017

TO: Mayor and Town Council

VIA: Thomas G. Bradford, Town Manager

FROM: H. Paul Brazil, P. E., Director of Public Works

RE: Approve a Purchase Order for Construction Management of the Lake Worth Lagoon Waterway Access Maintenance Dredging
Resolution No. 53-2017

DATE: March 30, 2017

STAFF RECOMMENDATION

Town staff recommends that Town Council approve Resolution No. 53-2017, approving a purchase order to Applied Technology & Management, Inc. (ATM) for Construction Phase Coastal Engineering Support Services in the amount of $74,668 for the Lake Worth Lagoon Waterway Access Maintenance Dredging project and establishing a construction phase services budget in the amount of $85,000.

GENERAL INFORMATION

On December 13, 2016, Town Council awarded a construction contract to Coston Marine Services, Inc. for the Lake Worth Lagoon Waterway Access Maintenance Dredging project. The award was contingent upon receipt of donations and applicable permit modifcation. The non-profit organization, Palm Beach Intracoastal Neighbors (PBIN), has provided the Town with the necessary donations to cover the construction costs of the project.

As the State of Florida Department of Environmental Protection and U.S. Army Corps of Engineers permitting processes are near completion and permit issuance is expected, it has become apparent what actions the special conditions of the permits will necessitate. Similar to other dredging projects conducted within the Town of Palm Beach, a coastal engineering consultant is contracted to ensure that the construction contractor is in compliance with applicable project permits, contract documents, general conditions, and technical specifications.

ATM has performed design and permitting services for the PBIN project since its project planning started in 2013. Attached is a scope of work proposal provided by ATM to provide the Coastal Engineering Support Services for the project.

The cost of the scope of work, tasks 1-3, totals $74,668. Town staff requests approval of the ATM proposal and establish a Construction Phase Services budget of $85,000, including contingency.

FUNDING/FISCAL IMPACT

Sufficient funds have been donated to the Town to accommodate the construction phase services cost.

PURCHASING REVIEW

This item has been reviewed by the Purchasing Division and approved as recommended.

TOWN ATTORNEY REVIEW

This resolution has been reviewed and approved by the Town Attorney for legal form and sufficiency.

Attachment

cc: Jane Struder, Director of Finance
Patricia Strayer, P.E., Town Engineer
Robert Weber, Coastal Program Manager
Adis Pedraza, Purchasing Manager

RESOLUTION NO. 53-2017

A RESOLUTION OF THE TOWN COUNCIL OF THE TOWN OF PALM BEACH, PALM BEACH COUNTY, FLORIDA, APPROVING A PURCHASE ORDER FOR CONSTRUCTION PHASE COASTAL ENGINEERING SUPPORT SERVICES FOR THE LAKE WORTH LAGOON WATERWAY ACCESS DREDGING PROJECT TO APPLIED TECHNOLOGY & MANAGEMENT, INC., IN AN AMOUNT NOT-TO-EXCEED $74,668, AND ESTABLISHING A CONSTRUCTION PHASE SERVICES BUDGET OF $85,000 UPON RECEIPT OF DONATIONS TO FULLY FUND THIS PROJECT.

* * * * *

BE IT RESOLVED BY THE TOWN COUNCIL of the Town of Palm Beach, Palm Beach County, Florida as follows:

Section 1. The Town Council of the Town of Palm Beach hereby approves a purchase order for Construction Phase Coastal Engineering Support Services for the Lake Worth Lagoon Waterway Access Maintenance Dredging to Applied Technology & Management, Inc., in an amount not-to-exceed $74,668, and establishes a construction phase services budget of $85,000 upon receipt of donations to fully fund this project.

Section 2. The Town Manager is hereby authorized to execute a purchase order on behalf of the Town of Palm Beach for this improvement, and is authorized to approve additional tasks, as necessary, within budget.

Section 3. The Town Manager, or his designee, is hereby authorized to take such further actions as may be necessary to effectuate the completion of the said project work, including any necessary change order work, within the established budget, as recommended by the Public Works Director.

PASSED AND ADOPTED in a regular, adjourned session of the Town Council of the Town of Palm Beach assembled this 13th day of April 2017.

Gail L. Coniglio, Mayor	Richard M. Kleid, Town Council President
	Danielle H. Moore, Council President Pro Tem
	Julie Araskog, Town Council Member
ATTEST:	Bobbie Lindsay, Town Council Member
Susan A. Owens, MPA, MMC, Town Clerk	Margaret A. Zeidman, Town Council Member

Work Proposal

Town of Palm Beach

Applied Technology & Management

Consulting Services

For

Lake Worth Lagoon Waterway Access

Maintenance Dredging Project Construction Support

This Work Order, when executed, shall be incorporated in and become an integral part of the Agreement for Professional Services between the Town of Palm Beach, Florida (Town), and Applied Technology & Management (ATM), to be executed, hereafter referred to as the Agreement.

Project Background

This proposal provides consulting services in support of the construction of the 2016/2017 Lake Worth Lagoon Waterway Access Maintenance Dredging Project. This proposal provides engineering, environmental, and construction support to execute this project.

Approximately 11,000 linear feet of the residential access channels within the Town of Palm Beach, along the Lake Worth Lagoon, will undergo maintenance dredging to remove a contract volume of 55,000 cubic yards of accumulated sediments. The project area is comprised of North, Central, and South sections.

Construction of this project is scheduled to begin in summer 2017, with a contract duration of 210 calendar days. ATM will review the contractor's required submittals and schedules. ATM will conduct and document Progress Meetings as necessary throughout the execution of the maintenance dredging project. ATM will ensure that the Contractor is in compliance with Florida Department of Environmental Protection (FDEP) and Corps of Engineers (Corps) permit conditions as well as Town of Palm Beach Contract Documents, General Conditions, and Technical Specifications.

Tasks are delineated within the following Scope of Services

Scope of Services

The following is a description of the Scope of Services to be provided. The tasks are necessary for construction-phase services to ensure that the contractor complies with the construction plans and specifications, permit conditions, and regulatory compliance. Task-specific efforts are as follows:

Task 1 –Submittals and Regulatory Coordination

Under this task, ATM will provided the Town and regulatory agencies with data/submittals and other requirements specified by the FDEP and Corps permits. ATM will perform the following:

- Prepare for and conduct a pre-construction conference with the contractor, Town staff and regulatory agency staff. ATM will prepare a meeting agenda, conduct the meeting, and provide attendees with meeting notes.
- Coordinate with the Town staff and contractor to provide FDEP and Corps with permit-required Notice-to-Proceed (NTP) items.
- Coordinate with FDEP and Corps regarding permit compliance and permit-required submittals during construction. ATM will review contractor provided data. ATM will coordinate with the contractor as necessary to ensure the accuracy, timeliness, and completeness of the data.
- Coordinate with the regulatory agencies as necessary to ensure overall permit compliance during construction and agency satisfaction of the contractor's performance.
- Perform QA/QC measures to ensure that all submittals and agency coordination meet ATM and the Town's standards for reporting.

ATM will provide the Town with e-mail updates or memos, as necessary, summarizing any coordination with FDEP, Corps, and the contractor. ATM will submit all permit-required submittals prepared as part of this task to the regulatory agencies and the Town. When appropriate, ATM will provide the Town with draft submittals for review and comment prior submittal to the regulatory agencies.

Task 2 – Construction Observation and Contractor Coordination

Under this task ATM will provide the Town with services to assure that the contractor and the constructed project comply with the Town's contract and project permits. These services include site visits during construction, meeting with the contractor, review of partial payment request and review of Final Completion items per the construction documents. Specifically, ATM will perform the following:

- Conduct calls as necessary prior to mobilization to coordinate mobilization efforts with the Town.
- Perform site inspections at an anticipated frequency of three visits per week and conduct progress meetings as necessary. ATM will conduct site visits and conduct progress meetings once mobilization commences.

- Make observations of the contractor's turbidity control measures and sampling methods and protocol. ATM will ensure that the contractor's methods and means for controlling turbidity and acquiring turbidity measurements meet all permit requirements and are consistent with regulatory guidelines.
- Provide the Town with review of payment requests and make recommendations to the Town for payment to the contractor. ATM will review contractor-submitted survey data, volume calculations, channel excavation cross-sections and bathymetry. ATM will coordinate with the contractor regarding the survey data and volume calculations and provide the Town with a written recommendation regarding acceptance and payment of completed work.
- Coordinate with the Town and contractor to advance the project from Substantial Completion to Final Completion.
- Review the contractor's request for final payment and provide the Town with a written payment recommendation.

ATM will provide engineering construction support services on an as needed basis as required for Project Certification and as directed by the Town. ATM will provide construction observation through on-site review of construction progress with the Contractor and Town. On-site visits will be conducted based on construction progress by the Contractor and in consultation with the Town. ATM will observe the construction with regard the Contractor's compliance to the contract plans and specifications and regulatory permit conditions. ATM will notify the Town and construction Contractor of any observed deficiencies. ATM will provide on-site coordination with the Contractor and Town as part of this task. During the construction process ATM will provide administrative support on an as-needed basis including Contractor coordination and review of Contractor invoices. Upon notification from the Contractor of completion of construction, ATM will coordinate a site inspection and develop a punch-list for the Contractor to complete prior to a recommendation for final payment. ATM will coordinate with the Town and Contractor as necessary to address field changes, payment requests, punch list completion, and permit-required submittals to the regulatory agencies.

The budget is based on a 210 calendar day contract construction duration and ATM will provide the Town with e-mail updates or memos, as necessary, summarizing site visits and corrective measures given to the contractor. ATM will provide the Town with a written recommendation regarding acceptance and payment of completed work.

Deliverables:

1) An observation report will be prepared by the on-site construction representative for all site visits. This will be submitted to the Town electronically within 24 hours of the observations.
2) ATM will provide brief summary reports of project progress to the Town on a weekly basis. Additional documents will be prepared and submitted to the Town as appropriate during construction.
3) ATM will provide the Town with copies of permit-required regulatory agency submittals.
4) ATM will provide the Town with a recommendation for payment associated with Contractor invoice submittals.

Task 3 –Post-Construction Certification

ATM will prepare a post-construction project certification and as-built drawings. ATM will compare the pre-construction and the post-construction survey data. ATM will analyze the data for conformance with the contract documents, FDEP and Corps permits.

ATM will provide the Town with XYZ data file and drawings (11x17 format) showing the completed project. Copies will be provided to the regulatory agencies and the Town.

Deliverables:

1) USACE project certification letter
2) FDEP project certification letter
3) Any additional correspondence or documentation as required

Assumptions

The TOWN shall provide the following contributions to the work order:

1) The Town will provide location for progress meetings, if necessary.
2) The Town will provide coordination with Palm Beach Intracoastal Neighbors (PBIN) and individual residents. This coordination is most specifically anticipated for access and vessel relocations dredging adjacent to residential docks.

Proposal Fees by Task

The proposed labor cost and associated expenses for the consulting services described in this Work Proposal are detailed in the table below. Labor costs and associated expenses for the services are tabulated below on a Not-to-Exceed basis, and are consistent with the Agreement. The compensation for the work set forth in this work order shall not exceed **$74,688.**

TABLE 1

COST SUMMARY BY TASK

Task Description and Breakdown	ATM Total Labor[1] (NTE)	Internal Direct Expenses (NTE)	Total Task Budget
Task 1 - Submittals and Regulatory Coordination	$17,128	$100	$17,228
Task 2 - Construction Observation and Contractor Coord.	$40,236	$1,000	$41,236
Task 3 - Post-Construction Certification	$16,104	$100	$16,204
Total	$73,468	$1,200	$74,668

(1) NTE – Not to Exceed

SCHEDULE

ATM can initiate services immediately upon receipt of Notice to Proceed (NTP). It is noted that execution of this Scope of Services is contingent on actions by others, particularly the PBIN and construction contractor.

The following schedule is assumed.

TASK	ESTIMATED COMPLETION
Task 1 –Submittals and Regulatory Coordination	The Pre-Construction Conference will be conducted on a date as directed by Town Staff. Pre-Construction Submittals will be completed within 45 days of receipt of NTP. Meetings will be conducted on an ongoing basis as directed by Town Staff.
Task 2 – Construction Observation and Contractor Coordination	Active Construction to be completed 210 calendar days from NTP.
Task3–Post-Construction Certification	Project Certification to be completed within 90 days of project completion

Should you have any questions regarding this proposal, please feel free to contact me at your convenience.

Sincerely,

Applied Technology & Management, Inc.

Michael G. Jenkins, Ph.D., P.E.
Coastal Engineering Principal

TOWN OF PALM BEACH

Information for Town Council Meeting on: April 13, 2017

TO: Mayor and Town Council

VIA: Thomas G. Bradford, Town Manager

FROM: H. Paul Brazil, P.E., Director of Public Works

RE: Local Government Agreement Between the Florida Department of Environmental Protection and the Town of Palm Beach for 2018 and Future Palm Beach Harbor Maintenance Dredging Projects
Resolution No. 54-2017

DATE: March 30, 2017

STAFF RECOMMENDATION

Town staff recommends that Town Council approve Resolution No. 54-2017 authorizing the Mayor to sign a Local Government Agreement between the Florida Department of Environmental Protection (FDEP) and the Town which obligates the Town to perform certain biological monitoring and mitigation responsibilities associated with dry beach placement of sand from the Palm Beach Harbor Maintenance Dredging project by the U.S. Army Corps of Engineers.

GENERAL INFORMATION

The Town of Palm Beach has been working with the U.S. Army Corps of Engineers (USACE) in development of the USACE Palm Beach Harbor Maintenance Dredging scope of work to ensure that removal of beach-compatible sand from the navigation channel, turning basin, and extended/expanded settling basins, be placed on the dry beach at the north of the Town in Reach 1 and a portion of Reach 2 (between the Lake Worth Inlet and Angler Avenue).

A condition of the USACE placing the sand on the dry beach, rather than in the nearshore or offshore, is that the Town will be obligated to perform certain duties. These duties were agreed by the Town in a previous agreement with the FDEP and include:

- Conduct sea turtle monitoring if work occurs between March 1 and April 30;
- Perform tilling operations if necessary;
- Perform escarpment surveys and level if necessary;
- Perform a lighting survey prior to March 1 and make a report to the Florida Fish and Wildlife;
- Perform shorebird nesting surveys; and
- Perform hardbottom monitoring and be responsible for mitigation if necessary.

Each of the above activities are included within the Coastal Management Program's annual budget.
On several occasions, the USACE has successfully placed dredged sand on the dry beach between the Lake Worth Inlet and Angler Avenue since the previous agreement between FDEP and the Town was signed in 2006. Without the FDEP/Town agreement, the sand would have been placed solely in the nearshore or offshore areas with no dry beach placement.

Over the past year, the Town has continued to work with the USACE to extend the dry beach placement area to reduce the need for the USACE to place sand in the nearshore when the currently permitted beach template has been filled to capacity. The USACE has submitted a permit application to FDEP to maximize their beach placement area. For the USACE to extend their project area further south from Angler Avenue to Merrain Road, this placement extension will require a new agreement to be executed between FDEP and the Town that will extend the limits of the Town's current monitoring and mitigation commitments from Angler Avenue to Merrain Road.

FUNDING/FISCAL IMPACT

There are no new fiscal impacts associated with this approval. Staff will return to Town Council with individual contracts for this work when existing contracts expire.

TOWN ATTORNEY REVIEW

This Resolution has been reviewed and approved by the Town Attorney for legal form and sufficiency.

Attachments

cc: Robert Weber, Coastal Program Manager

RESOLUTION NO. 54-2017

A RESOLUTION OF THE TOWN COUNCIL OF THE TOWN OF PALM BEACH, PALM BEACH COUNTY, FLORIDA, APPROVING A LOCAL GOVERNMENT AGREEMENT BETWEEN THE STATE OF FLORIDA DEPARTMENT OF ENVIRONMENTAL PROTECTION AND THE TOWN OF PALM BEACH FOR THE 2018 AND FUTURE PALM BEACH HARBOR MAINTENANCE DREDGING PROJECTS AND AUTHORIZING THE MAYOR TO EXECUTE SAME ON BEHALF OF THE TOWN.

* * * * *

WHEREAS, the Town of Palm Beach (Town), and United States Army Corps of Engineers (Corps), have agreed to work cooperatively on the 2018 and future Palm Beach Harbor Maintenance Dredging projects by having the Corps place maintenance dredged sand on upland property in lieu of placement in the nearshore water.

NOW, THEREFORE, BE IT RESOLVED BY THE TOWN COUNCIL of the Town of Palm Beach, Palm Beach County, Florida as follows:

Section 1. The foregoing recitals are hereby ratified and confirmed.

Section 2. The Town Council hereby authorizes the Local Government Agreement in the manner and form attached.

Section 3. The Mayor and/or other authorized signatories of the Town are hereby authorized to execute the Local Government Agreement on behalf of the Town.

Section 4. Within thirty (30) days, this Resolution shall be recorded in the public records of Palm Beach County and within five (5) days thereafter, provided to the State of Florida Department of Environmental Protection, along with a copy of the recorded agreement.

PASSED AND ADOPTED in a regular, adjourned session of the Town Council of the Town of Palm Beach assembled this 13th day of April 2017.

Gail L. Coniglio, Mayor	Richard M. Kleid, Town Council President
	Danielle H. Moore, Council President Pro Tem
	Julie Araskog, Town Council Member
ATTEST:	Bobbie Lindsay, Town Council Member
Susan A. Owens, MPA, MMC, Town Clerk	Margaret A. Zeidman, Town Council Member

LOCAL SPONSOR AGREEMENT
BETWEEN
THE STATE OF FLORIDA
AND
THE TOWN OF PALM BEACH, FLORIDA

In re: Permit No. 0216012-024-JM
Palm Beach Harbor Maintenance Dredging Project

THIS AGREEMENT, as entered into on the ___day of _____ 2017, between the STATE OF FLORIDA, DEPARTMENT OF ENVIRONMENTAL PROTECTION (hereinafter referred to as the "DEPARTMENT") whose address is 3900 Commonwealth Boulevard, Tallahassee, Florida 32399-3000, and TOWN OF PALM BEACH (hereinafter referred to as the "TOWN") whose address is P.O. box 2029, Palm Beach, Florida 33480, a local government.

WITNESSETH, THAT:

I. WHEREAS, the Department has issued Joint Coastal Permit Major Modification No. 0216012-024-JM to the U.S. Army Corps of Engineers authorizing maintenance dredging of Palm Beach Harbor and associated beach and nearshore placement of the dredged sand between DEP monuments R-76 and R-80.35, Palm Beach County, as described in the above-cited Joint Coastal Permit;

II. WHEREAS, maintenance dredging of Palm Beach Harbor and entrance channel is part of a series of Congressionally-authorized projects, which provide navigational depths in the harbor and the associated benefits of beach placement of the dredged material for the construction of a protective/ recreation beach along approximately 4,350 feet of shoreline within the limits cited above;

III. WHEREAS, issuance of a Joint Coastal Permit under Chapter 161 and part IV of Chapter 373 of the Florida Statutes constitutes certification of compliance with state water quality standards pursuant to section 401 of the Clean Water Act, 33 U.S.C. 1341 and, where applicable, constitutes a finding of consistency with Florida's Coastal Zone Management Program, as required by section 307 of the Coastal Zone Management Act, 16 U.S.C. Section 1456, 15 C.F.R. Part 930, and section 380.23 of the Florida Statutes;

IV. WHEREAS, the Town, through its Department of Public Works, as a local sponsor with the U.S. Army Corps of Engineers for the Palm Beach Harbor Maintenance Dredging Project, and the Department have agreed to remove certain biological monitoring and mitigation specific conditions from the final permit modification/water quality certificate, as they are either included in the U.S. Army Corps of Engineers final construction plans and specifications for the contract, included in the Palm Beach Island Beach Management Agreement (BMA), or are included as conditions to this agreement between the Department and the Town (see below);

V. WHEREAS, the Town has agreed to conduct a biological monitoring program in partial fulfillment of special provisions of the U.S. Army Corps of Engineers final construction plans and specifications that covers the biological monitoring and mitigation specific conditions noted above;

VI. WHEREAS, in consideration of the issuance by the DEPARTMENT of Permit No. 0216012-024-JM this agreement is entered into;

NOW THEREFORE, the TOWN and the DEPARTMENT agree as follows:

1. The TOWN hereby agrees to perform the activities set forth in Appendix D of the Palm Beach Island Beach Management Agreement, File No. 328802-001-BMA (BMA), "Project Specific Monitoring and Protection Conditions", as well as the biological monitoring (hardbottom) requirements set forth in the BMA, as detailed in Appendix B, "Project Specific Monitoring and Protection Conditions", in conjunction with beach placement of dredged material in accordance with Permit No. 0216012-024-JM.

2. The TOWN shall monitor nearshore hardbottom adjacent to the expanded placement template along two transects located at R-80.5 and R-83. Monitoring should occur according to the biological monitoring parameters (timing and methodology) outlined in the BMA, as detailed in the "Cell-wide Monitoring and Mitigation Plan" in Appendix B.

3. The TOWN shall assume responsibility for mitigation of any unanticipated and unpermitted hardbottom impacts directly attributable to this project should they occur, as documented by hardbottom monitoring data, including aerial mapped hardbottom, and diver-verified hardbottom edge mapping extending from the project area south to the transect located at R-83.

4. This Agreement is binding upon the TOWN and their contractors, agents, employees, and third-parties retained or otherwise engaged in fulfilling the obligations set forth herein.

5. Any modifications to this Agreement must be submitted to the Department in writing and signed by all parties. No alterations or modifications from the terms of the Agreement shall be valid unless expressed in writing and signed by the parties hereto.

6. This Agreement has been delivered in the State of Florida and shall be construed in accordance with the laws of Florida. Wherever possible, each provision of this Agreement shall be interpreted in such manner as to be effective and valid under applicable law. If any provision of this Agreement shall be prohibited or invalid under applicable law, such provision shall be ineffective to the extent of such prohibition or invalidity, without invalidating the remainder of such provision or the remaining provisions of this Agreement. Any action hereon or in connection herewith shall be brought in Leon County, Florida.

7. Each party shall be liable for its own actions and negligence and, to the extent permitted by

law, the TOWN shall indemnify, defend and hold harmless the DEPARTMENT and Board of Trustees against any actions, claims, or damages caused by the TOWN's negligence in connection with this Agreement. Nothing herein shall be construed as a waiver of sovereign immunity by either party, pursuant to Section 768.28. Florida Statutes.

8. This Agreement represents the entire understanding between the parties relating to this Agreement.

IN WITNESSETH WHEREOF, the parties hereto have executed this Agreement, which shall become effective upon the date it is signed by authorized agents of the Department and the Town of Palm Beach.

STATE OF FLORIDA DEPARTMENT
OF ENVIRONMENTAL PROTECTION

BY: _____
Lainie Edwards, Ph.D.
Beaches, Inlets and Ports Program
Division of Water Resource Management

ATTEST:

BY: _____
Agency Clerk

DATE: _____

TOWN OF PALM BEACH, FLORIDA

BY: _____
Richard M. Kleid, Town Council President

ATTEST:

BY: _____
Susan A. Owens, Town Clerk

DATE: _____

Seal

APPROVED AS TO FORM AND LEGAL
SUFFICIENCY

BY: _____
John Randolph, Town Attorney

APPROVED AS TO TERMS AND
CONDITIONS

BY: _____
H. Paul Brazil, P.E.
Director of Public Works

TOWN OF PALM BEACH

Town Council Meeting on: April 13, 2017

Section of Agenda

Regular Agenda - New Business

Agenda Title

Comprehensive Annual Financial Report (CAFR) for Fiscal Year Ended September 30, 2016. [N. Ronald Bennett, CPA, Nowlen, Holt & Miner, P.A.]

Jane Struder, Director of Finance

TIME CERTAIN 2:00 P.M.

Presenter

ATTACHMENTS:

- **Memorandum Dated March 31, 2017, from Jane Struder, Director of Finance**
- **Comprehensive Annual Financial Report as of September 30, 2016**

TOWN OF PALM BEACH

Information for Town Council Meeting on: April 13, 2017

To: Mayor and Town Council

Via: Thomas G. Bradford, Town Manager

From: Jane Struder, Director of Finance

Re: Comprehensive Annual Financial Report (CAFR) for Fiscal Year Ended September 30, 2016

Date: March 31, 2017

STAFF RECOMMENDATION

Staff recommends that the Town Council accept the Comprehensive Annual Financial Report and management letter for fiscal year ended September 30, 2016, and accept management's statement of explanation and response concerning the auditor's management letter comment.

GENERAL INFORMATION

A copy of the Town of Palm Beach Comprehensive Annual Financial Report (CAFR) for fiscal year ended September 30, 2016, completed in accordance with Section 11.45 of the Florida Statutes, is being provided to each of you under separate cover and can be viewed on the Town's website at www.townofpalmbeach.com under the "Government" tab, by clicking on Departments/Finance Department/Financial Reports.

This document serves as the required annual audit of the Town of Palm Beach. It exceeds the minimum requirements for an annual audit, providing information which staff expects will qualify the Town to receive the Government Finance Officers' Association Certificate of Achievement for Excellence in Financial Reporting for the 29th consecutive year.

As required by the rules of the Auditor General of the State of Florida, a statement of explanation and response to the auditor's management comments is included at the end of the document.

The completed CAFR will be forwarded to the Auditor General's Office once it is approved, to satisfy the statutory requirements.

The final reported General Fund unassigned fund balance for fiscal year ended September 30, 2016, is $21,615,082. This amount represents 33.36% of the FY17 operating expenditure budget (total budget less CIP, coastal transfer and extraordinary retirement transfer), and exceeds the 25% minimum by $5,415,788.

N. Ronald Bennett CPA, with the firm of Nowlen, Holt & Miner, P.A., will make a brief presentation regarding the audit results for FY2016 at the Town Council meeting.

Attachment

jls

cc: Department Directors
John C. Randolph, Town Attorney
Jay Boodheshwar, Deputy Town Manager

Town of Palm Beach, Florida
Comprehensive Annual Financial Report
Fiscal Year Ended September 30, 2016

COMPREHENSIVE ANNUAL FINANCIAL REPORT

TOWN OF PALM BEACH, FLORIDA

FOR THE FISCAL YEAR ENDED SEPTEMBER 30, 2016

Prepared by the Finance Department

Jane Struder, CPA
Finance Director

Post Office Box 2029•360 South County Road•Palm Beach, Florida 33480•(561)838-5444•Fax (561)835-4632•www.townofpalmbeach.com

TOWN OF PALM BEACH, FLORIDA
COMPREHENSIVE ANNUAL FINANCIAL REPORT
SEPTEMBER 30, 2016

TABLE OF CONTENTS

Page Number

INTRODUCTION SECTION
Letter of Transmittal i
Certificate of Achievement for Excellence in Financial Reporting v
Town of Palm Beach Organizational Structure and Principal Officials vi

FINANCIAL SECTION
Independent Auditor's Report 1
Management's Discussion and Analysis 4
Basic Financial Statements
Government-Wide Financial Statements
Statement of Net Position 14
Statement of Activities 15
Fund Financial Statements
Balance Sheet – Governmental Funds 17
Reconciliation of Total Governmental Fund Balances to Net Position of Governmental Activities 18
Statement of Revenues, Expenditures and Changes in Fund Balances – Governmental Funds 19
Reconciliation of the Statement of Revenues, Expenditures and Changes in Fund Balances of Governmental Funds to the Statement of Activities 20
Statement of Net Position – Proprietary Funds 21
Reconciliation of Enterprise Fund Net Position to Business-type Activities Net Position 22
Statement of Revenues, Expenses and Changes in Fund Net Position – Proprietary Funds 23
Reconciliation of the Enterprise Fund Changes in Net Position to the Business-type Activities Changes in Net Position 24
Statement of Cash Flows – Proprietary Funds 25
Statement of Fiduciary Net Position – Fiduciary Funds 26
Statement of Changes in Fiduciary Net Position – Fiduciary Funds 27
Notes to Financial Statements 28

Required Supplementary Information
Budgetary Comparison Schedule – General Fund 105
Notes to Budgetary Comparison Schedule 108
Schedule of Funding Progress – Other Postemployment Benefits 109
Schedule of Changes in the Town's Net Pension Liability and Related Ratios – General Employees and Lifeguards Retirement Plan 110
Schedule of Town Contributions – General Employees and Lifeguards Retirement Plan 111
Notes to Required Supplementary Information – General Employees and Lifeguards Retirement Plan 112

TOWN OF PALM BEACH, FLORIDA
COMPREHENSIVE ANNUAL FINANCIAL REPORT
SEPTEMBER 30, 2016

TABLE OF CONTENTS

Page Number

FINANCIAL SECTION (Continued)
Schedule of Changes in the Town's Net Pension Liability and Related Ratios – Police Officers Retirement Plan……113
Schedule of Town Contributions – Police Officers Retirement Plan……114
Notes to Required Supplementary Information – Police Officers Retirement Plan……115
Schedule of Changes in the Town's Net Pension Liability and Related Ratios – Firefighters Retirement Plan……116
Schedule of Town Contributions – Firefighters Retirement Plan……117
Notes to Required Supplementary Information – Police Officers Retirement Plan……118
Schedule of Investment Returns – Town of Palm Beach Retirement Plan……119

Other Supplementary Information
Combining and Individual Fund Financial Statements and Schedules
Major Capital Projects Funds – Budgetary Comparison Schedules
Beach Restoration Project Fund 120
CIP 2013 Bond Fund 121
Nonmajor Governmental Funds
Combining Balance Sheet 122
Combining Statement of Revenues, Expenditures and Changes in Fund Balances 124
Budgetary Comparison Schedule – Townwide Undergrounding Assessment Fund 126
Budgetary Comparison Schedule – Series 2010A/2013/2016A Debt Service Fund 127
Budgetary Comparison Schedule – Series 2010B/2016B Debt Service Fund 128
Budgetary Comparison Schedule - Capital Improvement Fund 129
Budgetary Comparison Schedule – Town Facilities Fund 130
Budgetary Comparison Schedule – Worth Avenue Assessment Fund 131
Internal Service Funds
Combining Statement of Net Position 132
Combining Statement of Revenues, Expenses and Changes in Fund Net Position 133
Combining Statement of Cash Flows 134
Fiduciary Funds
Combining Statement of Plan Net Position – Trust Funds 135
Combining Statement of Changes in Plan Net Position – Trust Funds 136
Debt Service Requirements
Summary Schedule of Debt Service Requirements Principal and Interest to Maturity 137
Debt Service Requirements - Public Improvement Revenue and Refunding Bonds, Series 2010A 138
Debt Service Requirements - Public Improvement Revenue Bonds, Series 2010B 139
Debt Service Requirements - Public Improvement Revenue Bonds, Series 2013 140

TOWN OF PALM BEACH, FLORIDA
COMPREHENSIVE ANNUAL FINANCIAL REPORT
SEPTEMBER 30, 2016

TABLE OF CONTENTS

Page Number

FINANCIAL SECTION (Continued)
Debt Service Requirements – Public Improvement Revenue Refunding Bonds, Series 2016A 141
Debt Service Requirements – Public Improvement Revenue Refunding Bonds, Series 2016B 142

STATISTICAL SECTION
Financial Trends
Net Position by Component 143
Changes in Net Position 144
Fund Balances of Governmental Funds 146
Tax Revenues by Source, Governmental Funds 147
Changes in Fund Balances of Governmental Funds 148

Revenue Capacity
Historic and Projected General Fund Non-Ad Valorem Revenues 149
Description of Certain Major Sources of Non-Ad Valorem Revenues As Defined in Bond Document 150
Assessed Value and Actual Value of Taxable Property 152
Direct and Overlapping Property Tax Rates 153
Principal Property Taxpayers 154
Property Tax Levies and Collections 155

Debt Capacity
Ratios of Outstanding Debt by Type 156
Ratios of General Bond Debt Outstanding 157
Direct and Overlapping Governmental Activities Debt 158
Legal Debt Margin Information 159
Pledged Revenue Coverage 160

Demographic and Economic Information
Demographic and Economic Statistics 161
Principal Employers 162

Operating Information
Full-Time Equivalent Town Government Employees by Function/Program 163
Operating Indicators by Function/Program 164
Capital Asset Statistics by Function/Program 165

TOWN OF PALM BEACH, FLORIDA
COMPREHENSIVE ANNUAL FINANCIAL REPORT
SEPTEMBER 30, 2016

TABLE OF CONTENTS

Page Number

COMPLIANCE SECTION
Independent Auditor's Report on Internal Control Over Financial Reporting and on Compliance and Other Matters Based in an Audit of Financial Statements Performed in Accordance With *Government Auditing Standards* 166
Management Letter in Accordance with the Rules of the Auditor General of the State of Florida 168
Independent Accountant's Report on Compliance with Section 218.415, Florida Statutes 171

TOWN OF PALM BEACH

Finance Department

March xx, 2017

The Honorable Mayor and Town Council
Town of Palm Beach
Palm Beach, Florida

The Comprehensive Annual Financial Report for the Town of Palm Beach's fiscal year ended September 30, 2016, is hereby submitted pursuant to Florida Statute 11.45. This document is the official comprehensive publication of the Town's financial position at September 30, 2016. This report was prepared by the Town's Finance Department. Responsibility for both the accuracy of the data and the completeness and fairness of the presentation, including all disclosures, rests with the Town. To the best of our knowledge and belief, the enclosed data are accurate in all material respects. They are reported in a manner designed to present fairly the financial position and results of operations on a government-wide and fund level. All disclosures necessary to enable the reader to gain an understanding of the Town's financial activities have been included.

Nowlen, Holt and Miner, P.A., independent auditors, have issued an unmodified opinion on the Town of Palm Beach's financial statements for the fiscal year ended September 30, 2016. The independent auditors' report is located at the front of the financial section of this report.

The Town's financial statements have been prepared using the reporting model in accordance with Governmental Accounting Standard Board (GASB) Statement no. 34, Basic Financial Statements – and Management's Discussion and Analysis (MD&A). The MD&A immediately follows the independent auditor's report and provides a narrative introduction, overview, and analysis of the basic financial statements. This letter of transmittal is designed to complement the MD&A and should be read in conjunction with it.

THE TOWN OF PALM BEACH

The Town of Palm Beach, Florida, incorporated in 1911, is located on a barrier island in the eastern part of Palm Beach County. Palm Beach is a unique, internationally famous residential community known for its distinctive architecture and landscaping, gracious homes and apartments, golf courses and clubs, and world famous stores and restaurants. The taxable value of properties within the Town provides appropriate support for the Town's authorized indebtedness.

The Town of Palm Beach services a full-time resident population of 8,040 plus an estimated 15,000 additional seasonal residents (November to May), as well as numerous visitors and other individuals who are employed on the island.

The Town is governed by an elected Mayor and a five-member Council. The Mayor's term is for two years. The five members of the Town Council are elected at large and serve overlapping two-year terms. The Town operates under the Council-Manager form of government. The Town Council appoints the

Town Manager who serves as the Town's Chief Administrative Officer and is responsible for implementing the policies established by the Town Council. The Town has 365 employees, including 70 sworn police officers and 66 full-time firefighters.

The Town provides a full range of services. These services include police and fire protection, emergency medical services, sanitation services, recreational activities, the construction and maintenance of streets, storm water collection systems, sanitary sewer collection system and other infrastructure.

Internal Controls: In developing and evaluating the Town's accounting system, consideration is given to the adequacy of internal accounting controls. Internal accounting controls are designed to provide reasonable but not absolute assurance regarding: (1) the safeguarding of assets against loss from unauthorized use or disposition; and (2) the reliability of financial records for preparing financial statements and maintaining accountability for assets. The concept of reasonable assurance recognizes that the cost of an internal control system should not exceed the benefits likely to be derived, and that the evaluation of cost and benefits requires estimates and judgments by management.

Budgeting Controls: In addition, the Town maintains budgetary controls. The objective of these budgetary controls is to ensure compliance with legal provisions implied in the annual budget approved by the Town Council. Activities of the General Fund, Debt Service Funds, Capital Projects Funds, Internal Service Funds, and Enterprise Fund are included in the annual budget. The level of budgetary control (that is, the level at which expenditures cannot legally exceed the appropriated amount) is established at the Fund level. The Town also maintains an encumbrance accounting system as one technique of accomplishing budgetary control. Unencumbered amounts lapse at year-end. Open encumbrances for outstanding purchase orders are re-appropriated as part of the following year's budget.

THE REPORTING ENTITY

The financial reporting entity includes all of the funds of the Town of Palm Beach. It includes all governmental organizations and activities for which the Town is considered to be financially accountable in accordance with generally accepted accounting principles.

ECONOMIC CONDITIONS AND OUTLOOK

The Town of Palm Beach is primarily a residential community. Commercial activities are restricted primarily to Town-serving establishments including banks, retail shops, hotels and restaurants for the Town's permanent population and seasonal residents. There is no industrial development within the Town. Stringent zoning and land use regulations have limited development and over the long term, will preserve the Town's high quality residential character.

The recent recession has had an impact on Palm Beach. Property values had declined from the FY2009 peak of $13,684,919,443. An upturn in values began in FY13 when the Town's taxable values began to increase and continued to increase through FY16 with a single year increase of 9.54% for a taxable value total of $14,509,420,467. The Town reduced the millage rate to 3.3779 resulting in an increase in tax revenue of $3,706,700. This increase was used to continue to fund the 10 year coastal protection plan. In FY17, taxable value increased by 9.79% to $15,929,537,770, well over the FY09 peak.

Per capita personal income for the Town of Palm Beach is $105,527, which is well above the state and national average. In preparation for bonds issued in September 2016, Moody's and Standard and Poor's

affirmed the Town's "AAA" general obligation ratings and the AA+ ratings for the Revenue Bonds. The Town's conservative financial policies and strong management of its financial resources were recognized.

MAJOR INITIATIVES AND ACCOMPLISHMENTS

For the Year

During fiscal year 2016 the following accomplishments occurred:

- Construction continued for projects associated with Phase 2 of the accelerated capital improvement program. These projects included replacement of the North Ocean Boulevard Seawall, D4 and D10 Pump Station Improvements, and the Town Hall Square Historic District Project.
- The Town increased property taxes to fund the Coastal Protection program by $8,015,220 in anticipation of projects beginning in FY16.
- The Town completed the Phipps Ocean Park Beach Renourishment Project.
- The Town made an additional contribution of $291,855 to the pension plan to begin to fund experience study increases including the costs of new mortality tables required by the State.
- A reduction of $397,000 in the transfer to the OPEB Trust Fund due to positive experience reflected in the actuarial study.

For the Future

The Palm Beach County economy continued to improve and property values in Palm Beach increased by 8.84% for FY17. The Town increased property tax revenue by $2,363,500 to supplement the funding for the coastal protection financing plan. The millage rate decreased 3.18% to 3.2706.

The FY17 budget reflected an increase of 6.9% from the FY16 budget. A portion of the increase was due to an increase in annual pension plan contributions and an additional $2,500,000 transfer from the Town's Undesignated Fund Balance to start to reduce the actuarial accrued liability. The balance of the increase reflects an increase in the transfer to the Pay-as-you-go Fund of $1,260,200 to begin to increase the reserves ($500,000) once the ACIP bond funds have been spent and the balance to fund the Town-wide Underground Utility Program.

Projects from Phase 2 of the accelerated capital improvement program for Street Light Replacements and the West Palm Beach Shared Force Main Lining Project are continuing and the Town Hall Square Historic District Project will be completed in FY17.

The Town Council is reviewing plans to do a Town-wide utility undergrounding project. A referendum on March 15, 2016, was approved by the voters to issue up to $90,000,000 in GO Bonds to finance the project and to be paid for by non ad valorem assessments pursuant to the provisions of Florida Statute 197.3632.

Financial Policies

The Town implemented Governmental Accounting Standards Board (GASB) Statement No. 54, Fund Balance Reporting and Governmental Fund Type Definitions in FY11. In addition, the Town has formally adopted other financial policies including reserve policies, contingency policies, budgetary control, debt management, and a revenue shortfall plan. The establishment of specific reserve policies is an important

part of prudent financial management. Reserve policies reduce ambiguity and guide the creation, maintenance and use of resources for financial stabilization purposes. The Town maintains a minimum level of unassigned fund balance of 25% of general fund operating expenditures. This provides the Town with 90 days of working capital in the event of an emergency. The ending unassigned fund balance of $21,615,082 as of September 30, 2016, represents 28.12% of FY17 general fund operating expenditures.

Long Term Financial Planning

Since FY2004, Town staff has prepared a Long Term Financial Plan. The Town prepares annual updates of the long term financial plan that encompass a 10 year time horizon. The FY17 update was presented at a Special Town Council meeting on March 30, 2017. Copies of the Long Term Financial Plan can be found on the Town's website.

Other Information

Independent Audit: State Statutes require an annual audit by independent certified public accountants. The accounting firm of Nowlen, Holt & Miner, P.A., performed this audit for fiscal year 2016. The auditor's report is included in the financial section of this report.

Awards: The Government Finance Officers Association of the United States and Canada (GFOA) awarded a Certificate of Achievement for Excellence in Financial Reporting to the Town of Palm Beach for its Comprehensive Annual Financial Report for the fiscal year ended September 30, 2015. This was the 28th consecutive year the Town has received this prestigious award.

In order to be awarded a Certificate of Achievement, a government unit must publish an easily readable and efficiently organized Comprehensive Annual Financial Report. The contents must conform to program standards. Such reports must satisfy both U.S. generally accepted accounting principles and applicable legal requirements. A Certificate of Achievement is valid for a period of one year only. The Town believes the current report continues to conform to the Certificate of Achievement Program requirements, and we are therefore submitting this year's report to the GFOA.

The Town also received the GFOA Award for Distinguished Budget Presentation for the Town's budget for the fiscal year ended September 30, 2016.

Acknowledgements: The preparation of the Comprehensive Annual Financial Report was made possible by the efficient and dedicated services of the entire staff of the Finance Department. Each member of the department has our genuine appreciation for the contributions made in the preparation of this report. In addition, we acknowledge the efforts of our independent auditors, Nowlen, Holt & Miner, P.A. for their professional work and assistance in producing this report.

We also are grateful to the Mayor and Town Council for their leadership and to the Citizens of Palm Beach for their support in ensuring the financial operations of the Town are conducted in a sound and conservative manner, thus assuring the Town a high level of financial security.

Respectfully submitted,

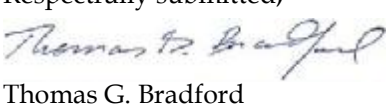

Thomas G. Bradford
Town Manager

Jane Struder, CPA
Finance Director

Government Finance Officers Association

Certificate of Achievement for Excellence in Financial Reporting

Presented to

Town of Palm Beach
Florida

For its Comprehensive Annual
Financial Report
for the Fiscal Year Ended

September 30, 2015

Executive Director/CEO

TOWN OF PALM BEACH
ORGANIZATIONAL STRUCTURE

CITIZENS OF PALM BEACH

ELECT

MAYOR
Gail L. Coniglio

TOWN COUNCIL

PRESIDENT
Michael J. Pucillo

PRESIDENT PRO-TEM
Richard M. Kleid

Bobbie Lindsay

Danielle H. Moore

Margaret A. Zeidman

APPOINTS

TOWN ATTORNEY
John C. Randolph

TOWN MANAGER
Thomas G. Bradford

ADVISORY BOARD AND COMMISSIONS

DEPUTY TOWN MANAGER
Jay Boodheshwar

DIRECTOR OF RECRATION
Beth Zickar

DIRECTOR OF PUBLIC SAFETY
Kirk W. Blouin

DIRECTOR OF PUBLIC WORKS
H. Paul Brazil

DIRECTOR OF
Human Resources
Danielle Olson

DIRECTOR OF PLANNING, ZONING AND BUILDING
John Page

DIRECTOR OF FINANCE
Jane Struder

NOWLEN, HOLT & MINER, P.A.
CERTIFIED PUBLIC ACCOUNTANTS

WEST PALM BEACH OFFICE
NORTHBRIDGE CENTRE
515 N. FLAGLER DRIVE, SUITE 1700
POST OFFICE BOX 347
WEST PALM BEACH, FLORIDA 33402-0347
TELEPHONE (561) 659-3060
FAX (561) 835-0628
WWW.NHMCPA.COM

EVERETT B. NOWLEN (1930-1984), CPA
EDWARD T. HOLT, CPA
WILLIAM B. MINER, RETIRED, CPA
ROBERT W. HENDRIX, JR., CPA
JANET R. BARICEVICH, CPA
TERRY L. MORTON, JR., CPA
N. RONALD BENNETT, CVA, ABV, CFF, CPA
ALEXIA G. VARGA, CFE, CPA
EDWARD T. HOLT, JR., PFS, CPA
BRIAN J. BRESCIA, CFP®, CPA

MARK J. BYMASTER, CFE, CPA
RYAN M. SHORE, CFP®, CPA
WEI PAN, CPA
WILLIAM C. KISKER, CPA
RICHARD E. BOTTS, CPA

BELLE GLADE OFFICE
333 S.E. 2nd STREET
POST OFFICE BOX 338
BELLE GLADE, FLORIDA 33430-0338
TELEPHONE (561) 996-5612
FAX (561) 996-6248

INDEPENDENT AUDITOR'S REPORT

The Honorable Mayor and Members of the Town Council
Town of Palm Beach, Florida

Report on the Financial Statements

We have audited the accompanying financial statements of the governmental activities, the business-type activities, each major fund, and the aggregate remaining fund information of the Town of Palm Beach, Florida as of and for the year ended September 30, 2016, and the related notes to the financial statements, which collectively comprise the Town of Palm Beach, Florida's basic financial statements as listed in the table of contents.

Management's Responsibility for the Financial Statements

Management is responsible for the preparation and fair presentation of these financial statements in accordance with accounting principles generally accepted in the United States of America; this includes the design, implementation, and maintenance of internal control relevant to the preparation and fair presentation of financial statements that are free from material misstatement, whether due to fraud or error.

Auditor's Responsibility

Our responsibility is to express opinions on these financial statements based on our audit. We did not audit the financial statements of the Town of Palm Beach Retirement System, which represents 70 percent, 71 percent, and 37 percent, respectively, of the assets, fund balance/net position, and revenues/additions of the aggregate remaining fund information of the Town of Palm Beach, Florida. Those statements were audited by other auditors whose report has been furnished to us, and our opinion, insofar as it relates to the amounts included for the Town of Palm Beach Retirement System, is based solely on the report of other auditors. We conducted our audit in accordance with auditing standards generally accepted in the United States of America and the standards applicable to financial audits contained in *Government Auditing Standards*, issued by the Comptroller General of the United States. Those standards require that we plan and perform the audit to obtain reasonable assurance about whether the financial statements are free of material misstatement.

An audit involves performing procedures to obtain audit evidence about the amounts and disclosures in the financial statements. The procedures selected depend on the auditor's judgment, including the assessment of the risks of material misstatement of the financial statements, whether due to fraud or error. In making those risk assessments, the auditor considers internal control relevant to the entity's preparation and fair presentation of the financial statements in order to design audit procedures that are appropriate in the circumstances, but not for the purpose of expressing an opinion on the effectiveness of the entity's internal control. Accordingly, we express no such opinion. An audit also includes evaluating the appropriateness of accounting policies used and the reasonableness of significant accounting estimates made by management, as well as evaluating the overall presentation of the financial statements.

We believe that the audit evidence we have obtained is sufficient and appropriate to provide a basis for our audit opinions.

AMERICAN INSTITUTE OF CERTIFIED PUBLIC ACCOUNTANTS • FLORIDA INSTITUTE OF CERTIFIED PUBLIC ACCOUNTANTS • CPAMERICA INTERNATIONAL

Opinions

In our opinion, the financial statements referred to above present fairly, in all material respects, the respective financial position of the governmental activities, the business-type activities, each major fund, and the aggregate remaining fund information of the Town of Palm Beach, Florida as of September 30, 2016, and the respective changes in financial position and, where applicable, cash flows thereof for the year then ended in accordance with accounting principles generally accepted in the United States of America.

Change in Accounting Principle

As discussed in Note A to the financial statements, the Town implemented Governmental Accounting Standards Board Statement No. 72, *Fair Value Measurement and Application*; GASB Statement No. 73, *Accounting and Financial Reporting for Pensions and Related Assets That Are Not Within the Scope of GASB Statement No. 68, and Amendments to Certain Provisions of GASB Statements 67 and 68*; GASB Statement No. 76, *The Hierarchy of Generally Accepted Accounting Principles for State and Local Governments*; GASB Statement No. 79, *Certain External Investment Pools and Pool Participants;* and GASB Statement No. 82, *Pension Issues – an amendment of GASB Statements No. 67, No. 68, and No. 73*, during the fiscal year ended September 30, 2016.. Our opinions are not modified with respect to this matter.

Other Matters

Required Supplementary Information

Accounting principles generally accepted in the United States of America require that the management's discussion and analysis on pages 4 through 15, the budgetary comparison data on pages 107 through 110, the schedule of funding progress – other postemployment benefits on page 111, and the pension schedules on pages 112 through 121 be presented to supplement the basic financial statements. Such information, although not a part of the basic financial statements, is required by the Governmental Accounting Standards Board, who considers it to be an essential part of financial reporting for placing the basic financial statements in an appropriate operational, economic, or historical context. We have applied certain limited procedures to the required supplementary information in accordance with auditing standards generally accepted in the United States of America, which consisted of inquiries of management about the methods of preparing the information and comparing the information for consistency with management's responses to our inquiries, the basic financial statements, and other knowledge we obtained during our audit of the basic financial statements. We do not express an opinion or provide any assurance on the information because the limited procedures do not provide us with sufficient evidence to express an opinion or provide any assurance.

Other Information

Our audit was conducted for the purpose of forming opinions on the financial statements that collectively comprise the Town of Palm Beach, Florida's basic financial statements. The introductory section, combining and individual fund financial statements and schedules, debt service requirements, and statistical section are presented for purposes of additional analysis and are not a required part of the basic financial statements. he combining and individual fund financial statements and schedules, and debt service requirements are the responsibility of management and were derived from and relate directly to the underlying accounting and other records used to prepare the financial statements. Such information has been subjected to the auditing procedures applied in the audit of the basic financial statements and certain additional procedures, including comparing and reconciling such information directly to the underlying accounting and other records used to prepare the basic financial statements or to the financial statements themselves, and other additional procedures in accordance with auditing standards generally accepted in the United States of America. In our opinion, the combining and individual fund financial statements and schedules and debt service requirements are fairly stated in all material respects in relation to the basic financial statements as a whole.

The introductory section and statistical section have not been subjected to the auditing procedures applied in the audit of the basic financial statements and, accordingly, we do not express an opinion or provide any assurance on them.

Other Reporting Required by *Government Auditing Standards*

In accordance with *Government Auditing Standards*, we have also issued our report dated March 31, 2017, on our consideration of the Town of Palm Beach, Florida's internal control over financial reporting and on our tests of its compliance with certain provisions of laws, regulations, contracts, grant agreements and other matters. The purpose of that report is to describe the scope of our testing of internal control over financial reporting and compliance and the results of that testing and not to provide an opinion on internal control over financial reporting or on compliance. That report is an integral part of an audit performed in accordance with *Government Auditing Standards* in considering the Town of Palm Beach, Florida's internal control over financial reporting and compliance.

Nowlen, Holt + Miner, P.A.

West Palm Beach, Florida
March 31, 2017

MANAGEMENT'S DISCUSSION AND ANALYSIS

As management of the Town of Palm Beach, we offer readers of these financial statements this narrative overview and analysis of the financial activities of the Town of Palm Beach for the fiscal year ended September 30, 2016. We encourage readers to consider the information presented here in conjunction with additional information that we have furnished in our letter of transmittal, which can be found on pages i-iv of this report.

The information contained within this Management's Discussion and Analysis (MD&A) is only a component of the entire financial statement report. Readers should take time to read and evaluate all sections of the report, including the Notes to Financial Statements and the Required Supplementary Information that is provided in addition to this MD&A.

Financial Highlights

1. The assets and deferred outflows of resources of the Town exceeded its liabilities and deferred inflows of resources at the close of the most recent fiscal year by $132,512,410 (net position). Of this amount, $6,761,635 (unrestricted net position) may be used to meet the Town's ongoing obligations to citizens and creditors.

2. At the close of the current fiscal year, the Town's governmental funds reported combined ending fund balances of $72,799,256, a decrease of $21,882,932 in comparison with the prior year. The decrease is due to the expenditure of bond proceeds in the 2013 Capital Fund and expenditures for the Phipps Ocean Park Beach Renourishment Project. Approximately 27% of the total amount is available for spending at the Town's discretion (unassigned fund balance).

3. At the end of the current fiscal year governmental unassigned fund balance is $19,750,112.

4. The Town's total government-wide revenue was $87,456,980, while total expenses were $88,321,157.

5. Governmental Activities generated $82,270,401 in revenue (including transfers in) with $83,389,557 in expenses.

6. Business-type Activities generated $5,186,579 in revenue (net of transfers out) with $4,931,600 in expenses.

7. The Town's long-term debt decreased by $4,405,000 during the current fiscal year.

Overview of the Financial Statements

The Town's basic financial statements are comprised of three components: (1) government-wide financial statements, (2) fund financial statements, and (3) notes to financial statements. This report also includes other supplementary information in addition to the basic financial statements.

Government-wide financial statements. The government-wide financial statements are designed to provide readers with a broad overview of the Town of Palm Beach's finances, in a manner similar to a private-sector business.

The *statement of net position* presents information on all of the Town of Palm Beach's assets plus deferred outflows of resources and liabilities plus deferred inflows of resources, with the difference between them

reported as *net position*. Over time, increases or decreases in net position may serve as a useful indicator of whether the financial position of the Town is improving or deteriorating.

The *statement of activities* presents information showing how the Town's net position changed during the most recent fiscal year. All changes in net position are reported as soon as the underlying event giving rise to the change occurs, regardless of the timing of related cash flows. Thus, revenue and expenses are reported in this statement for some items that will only result in cash flows in future fiscal periods (e.g., uncollected taxes and earned but unused vacation leave).

Both of the government-wide financial statements distinguish functions of the Town that are principally supported by taxes and intergovernmental revenue *(governmental activities)* from other functions that are intended to recover all or a significant portion of their costs through user fees and charges *(business-type activities)*. The governmental activities of the Town include general government, public safety, physical environment, transportation, and culture and recreation. The business-type activities include the marina, golf course and recreation programs.

The Town's government-wide financial statements are presented on pages 14-16 of this report.

Fund Financial Statements. A *fund* is a grouping of related accounts that is used to maintain control over resources that have been segregated for specific activities or objectives. The Town of Palm Beach, like other state and local governments, uses fund accounting to ensure and demonstrate compliance with finance-related legal requirements. All of the funds of the Town of Palm Beach can be divided into three categories: governmental funds, proprietary funds, and fiduciary funds.

Governmental funds. *Governmental funds* are used to account for essentially the same functions reported as *governmental activities* in the government-wide financial statements. However, unlike the government-wide financial statements, governmental fund financial statements focus on near-term inflows and outflows of spendable resources, as well as on balances of spendable resources available at the end of the fiscal year. Such information may be useful in evaluating a government's near-term financing requirements.

Because the focus of governmental funds is narrower than that of the government-wide financial statements, it is useful to compare the information presented for *governmental funds* with similar information presented for *governmental activities* in the government-wide financial statements. By doing so, readers may better understand the long-term impact of the Town's near term financing decisions. Both the governmental fund balance sheet and the governmental fund statement of revenue, expenditures, and changes in fund balances provide a reconciliation to facilitate this comparison between governmental funds and *governmental activities*.

The Town of Palm Beach maintains fourteen individual governmental funds. Information is presented separately in the governmental fund balance sheet and in the governmental fund statement of revenue, expenditures, and changes in fund balances for the General Fund, Special Assessment Fund, Beach Restoration Project Fund, and CIP 2013 Bond Fund, all of which are considered major funds. Data for the other ten governmental funds are combined into a single, aggregated presentation. Individual fund data for each of these non-major governmental funds is presented in the form of *combining statements* elsewhere in this report.

The governmental fund financial statements can be found on pages 17-20 of this report.

Proprietary funds. The Town of Palm Beach maintains two different types of proprietary funds. *Enterprise funds* are used to report the same functions presented as business-type activities in the government-wide financial statements. The Town of Palm Beach uses an enterprise fund to account for its recreation activities including; the Town Docks, the Par 3 Golf Course, Tennis, and Adult and Youth recreational activities. *Internal service funds* are an accounting device used to accumulate and allocate costs internally

among the Town of Palm Beach's various functions. The Town of Palm Beach uses internal service funds to account for its self-insurance health fund, self-insurance risk fund, and equipment replacement fund. Because these services predominately benefit governmental rather than business-type functions, they have been included with governmental activities in the government-wide financial statements.

Proprietary fund statements provide the same type of information as the government-wide financial statements, only in more detail. The proprietary fund financial statements provide separate information for the Recreation Enterprise Fund (enterprise fund) and the internal service funds, which are combined into a single aggregated presentation in the proprietary fund financial statements. Individual fund data for the internal service funds is provided in the combining financial statements elsewhere in this report.

The proprietary fund financial statements can be found on pages 21-25 of this report.
Fiduciary funds. Fiduciary funds are used to account for resources held for the benefit of parties outside the government. Fiduciary funds are not reflected in the government-wide financial statements because the resources of those funds are not available to support the Town of Palm Beach's own programs. The accounting used for fiduciary funds is much like that used for proprietary funds. Fiduciary fund financial statements consist of a statement of fiduciary net position and a statement of changes in fiduciary net position.

The Town's fiduciary fund financial statements are presented on pages 26-27.

Notes to financial statements. The notes provide additional information that is essential to a full understanding of the data provided in the government-wide and fund financial statements. The notes to financial statements can be found on pages 28-104 of this report.

Other information. In addition to the basic financial statements and the accompanying notes, this report also presents certain required supplementary information containing a comparison between the Town's adopted budget and actual financial results for the General Fund, the Schedule of Funding Progress for the OPEB Trust fund, and schedules relating to the Town's retirement plan for the three employee groups. The required supplementary information can be found on pages 105-119 of this report.

Combining financial statements referred to earlier in connection with non-major governmental funds, internal service funds and fiduciary funds are presented immediately following the required supplementary information. Combining and individual fund statements and schedules can be found on pages 120-136 of this report.

Debt service requirements are detailed on pages 137-142 of this report.

The statistical section contains information on financial trends, revenue capacity, debt capacity, demographic and economic information and operating information. These schedules can be found on pages 143-165 of this report.

Government-wide Financial Analysis

Net Position. On the following page, is a summary of the fiscal year 2016 Statement of Net Position found on page 14 and comparative information for fiscal year 2015.

Town of Palm Beach
Net Position
September 30, 2016 and 2015

	Governmental Activities		Business-type Activities		Total	
	2016	**2015**	**2016**	**2015**	**2016**	**2015**
Assets						
Current and other assets	$138,497,183	$158,344,285	$ 8,423,506	$ 7,000,035	$146,920,689	$165,344,320
Capital assets	185,238,677	158,970,784	16,498,309	17,072,347	201,736,986	176,043,131
Total Assets	323,735,860	317,315,069	24,921,815	24,072,382	348,657,675	341,387,451
Deferred Outflows of Resources	34,758,568	28,804,794	1,338,505	1,371,273	36,097,073	30,176,067
Liabilities						
Current Liabilities	10,025,917	12,259,262	967,740	873,436	10,993,657	13,132,698
Long-term liabilities	236,781,131	221,128,703	3,656,775	3,194,416	240,437,906	224,323,119
Total Liabilities	246,807,048	233,387,965	4,624,515	4,067,852	251,431,563	237,455,817
Deferred Inflows of Resources	805,752	731,114	5,023	-	810,775	731,114
Net Position						
Net investment in capital assets	84,762,756	74,251,960	16,498,309	17,072,347	101,261,065	91,324,307
Restricted	24,489,710	37,801,235	-	-	24,489,710	37,801,235
Unrestricted	1,629,162	(52,411)	5,132,473	4,303,456	6,761,635	4,251,045
Total Net Position	$110,881,628	$112,000,784	$21,630,782	$21,375,803	$132,512,410	$133,376,587

Net position may serve over time as a useful indicator of a government's financial position. At September 30, 2016, the Town's assets plus deferred outflows exceeded liabilities plus deferred inflows by $132,512,410. Total net position for the fiscal year decreased by $864,177 as a result of a $1,119,156 decrease in governmental activities and an increase of $254,979 in business-type activities. Unrestricted net position, the portion of net position that can be used to finance the day-to-day operations of the Town, totaled $6,761,635, reflecting an increase in the government activities of $1,681,573 and an increase in the business type activities of $829,017.

Net position invested in capital assets (e.g., land, buildings, improvements other than buildings, equipment infrastructure and construction in progress) less any related debt used to acquire those assets that is still outstanding and any unspent bond proceeds total $101,261,065. The Town of Palm Beach uses those capital assets to provide services to citizens; consequently, these assets are not available for future spending. Although the Town of Palm Beach's investment in its capital assets is reported net of related debt, it should be noted that resources needed to repay this debt must be provided from other sources, since the capital assets themselves cannot be used to liquidate these liabilities.

Change in Net Position: The table on the following page is a summary of the changes in net position for the year ended September 30, 2016, as compared to September 30, 2015:

Town of Palm Beach
Changes in Net Position
For the Fiscal Years Ended September 30, 2016 and 2015

	Governmental Activities		Business-type Activities		Total	
	2016	**2015**	**2016**	**2015**	**2016**	**2015**
Revenue						
Program revenue:						
Charges for services	$ 16,103,572	$ 16,749,495	$ 6,110,187	$ 5,809,804	$ 22,213,759	$ 22,559,299
Operating grants and contributions	2,850,719	855,079	-	-	2,850,719	855,079
Capital grants and contributions	2,215,327	1,066,522	-	25,000	2,215,327	1,091,522
General revenue:					-	-
Property taxes	47,882,187	43,869,888			47,882,187	43,869,888
Local option gas tax	338,120	329,481			338,120	329,481
Franchise fees	2,132,019	2,168,171			2,132,019	2,168,171
Utility service taxes	5,591,219	5,558,660			5,591,219	5,558,660
Business tax receipts	723,649	682,428			723,649	682,428
Intergovernmental	980,977	945,915			980,977	945,915
Investment earnings	1,952,317	1,460,232	65,492	17,024	2,017,809	1,477,256
Miscellaneous	191,090	43,456	-	4,168	191,090	47,624
Insurance recoveries	320,105	964,009			320,105	964,009
Total Revenue	81,281,301	74,693,336	6,175,679	5,855,996	87,456,980	80,549,332
Expenses						
General government	16,342,132	14,710,957			16,342,132	14,710,957
Public safety	35,197,465	29,315,807			35,197,465	29,315,807
Physical environment	23,361,401	21,525,593			23,361,401	21,525,593
Transportation	1,049,791	1,070,730			1,049,791	1,070,730
Economic environment	248,223	232,490			248,223	232,490
Culture and recreation	1,915,433	1,912,995			1,915,433	1,912,995
Interest on long-term debt	5,275,112	5,463,859			5,275,112	5,463,859
Debt issue cost					-	-
Recreation Enterprise			4,931,600	4,432,739	4,931,600	4,432,739
Total Expenses	83,389,557	74,232,431	4,931,600	4,432,739	88,321,157	78,665,170
Change in Net Position Before Transfers	(2,108,256)	460,905	1,244,079	1,423,257	(864,177)	1,884,162
Transfers	989,100	1,087,200	(989,100)	(1,087,200)		
Change in Net Position	(1,119,156)	1,548,105	254,979	336,057	(864,177)	1,884,162
Net position at beginning of year	112,000,784	110,452,679	21,375,803	21,039,746	133,376,587	131,492,425
Net position at end of year	$110,881,628	$112,000,784	$21,630,782	$21,375,803	$132,512,410	$133,376,587

The Town's combined net position decreased by $864,177 or .6% during 2016. This decrease can be attributed to governmental activities that decreased $2,108,256 and an increase of $1,244,079 for the business-type activities. The decrease in net position of the governmental activities is attributable to an increase in capital outlay expenditures.

Financial Analysis

Governmental funds. The fund financial statements for the governmental funds are provided on pages 17-20. The focus of the Town of Palm Beach's *governmental funds* is to provide information on near-term inflows, outflows, and balances of *spendable* resources. Such information is useful in assessing the Town of Palm Beach's financing requirements. In particular, *unassigned fund balance* may serve as a useful measure of a government's net resources available for spending at the end of the fiscal year. At the end of the current fiscal year, the Town of Palm Beach's governmental funds reported combined ending fund balances of $72,799,256, which decreased by $21,882,932 from September 30, 2015. This decrease was primarily due to expenditures from the accelerated capital improvement program Phase II, and beach re-nourishment projects.

The following schedule presents a summary of all governmental fund revenue for the fiscal year ended September 30, 2016, and the amount and percentage of increases and decreases in relation to prior year revenues:

	2016	Percent of Total	Increase (Decrease) from 2015	Percent Increase (Decrease)
Revenue				
Taxes	$ 56,667,194	70.8%	$ 4,058,566	7.7%
Fees and permits	9,422,858	11.8%	(597,260)	-6.0%
Intergovernmental	1,106,768	1.4%	32,534	3.0%
Charges for services	4,131,754	5.2%	174,151	4.4%
Fines and forfeitures	1,185,547	1.5%	70,307	6.3%
Investment income	857,219	1.1%	(327,720)	-27.7%
Grant revenue	3,120,771	3.9%	2,630,404	536.4%
Contributions	1,946,658	2.4%	1,209,888	164.2%
Special assessments	1,257,358	1.6%	(280,740)	-18.3%
Miscellaneous	291,461	0.4%	113,855	64.1%
Total Revenue	$ 79,987,588	100.0%	$ 7,083,985	9.7%

The most significant changes in revenue are described below:

- Property tax revenue increased as a result of higher property values.
- License and permit revenue decreased due to a reduction in building permit activity.
- Intergovernmental revenue recorded a slight increase due to improved sales tax collections.
- Charges for services increased primarily due to increased Police special detail revenue.
- Fine and forfeiture income increased due to additional code enforcement and parking ticket fines.
- Investment income decreased due to decreased reserve balances.
- Grant revenue increased due to Palm Beach County funds received for beach projects and grant revenue received for the Memorial Fountain project.
- Contributions increased due to increased donations received from citizens for the Town Hall Square project.
- Special assessment revenue decreased due to an exceptionally large number of prepayments for the Peruvian 400 Block Streetscape Project in FY2015.
- Miscellaneous revenue increased due to the receipt of defined contribution forfeiture funds.

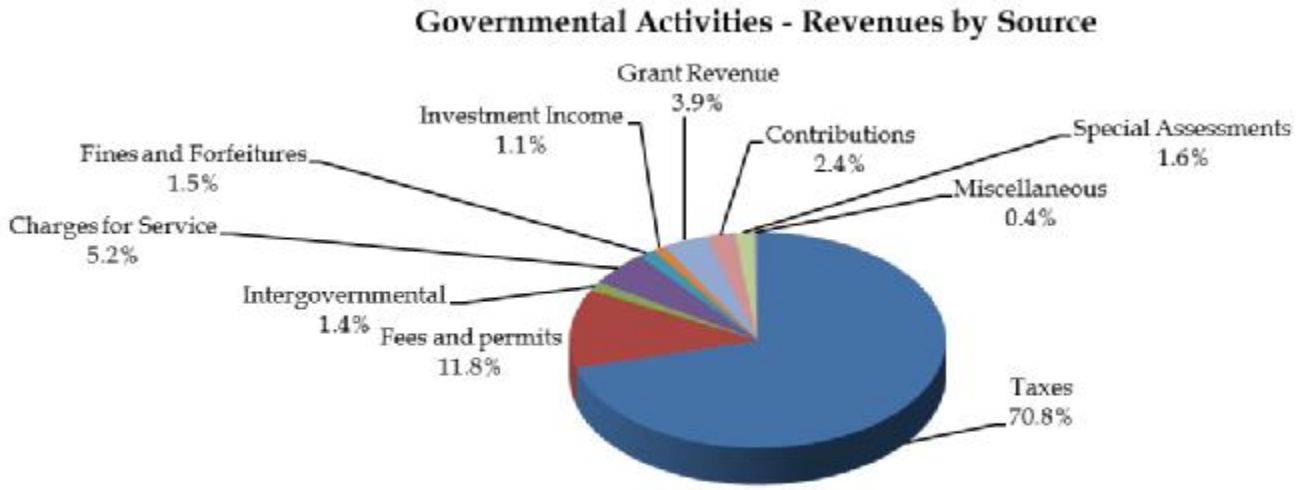

The following schedule presents a summary of all governmental funds expenditures for the fiscal year ended September 30, 2016, and the percentage of increases and decreases in relation to prior year amounts:

	2016	Percent of Total	Increase (Decrease) from 2015	Percent Increase (Decrease)
Expenditures				
Current				
General government	$ 10,672,235	10.3%	$ 322,941	3.1%
Public safety	28,298,011	27.4%	1,969,628	7.5%
Physical environment	14,953,923	14.5%	(1,882,941)	-11.2%
Transportation	1,081,675	1.0%	(3,089)	-0.3%
Economic environment	248,223	0.2%	15,733	6.8%
Culture and recreation	1,938,661	1.9%	7,467	0.4%
Non-departmental	1,967,485	1.9%	41,930	2.2%
Capital Outlay	35,114,632	34.0%	705,067	2.0%
Debt Service				
Principal	2,340,000	2.3%	80,000	3.5%
Interest & fiscal charges	5,642,453	5.5%	(84,654)	-1.5%
Debt issue costs	403,895	0.4%	403,895	100.0%
Payment to refunded bond esrow agent	622,861	0.6%	622,861	100.0%
Total Expenditures	$103,284,054	100.0%	$2,198,838	2.2%

The reasons for the major increases and decreases in expenditures are as follows:

- General government expenditures increased due to an increase in information technology expenses, legal fees, and contractual plan review and inspection services.
- Public safety expenditures increased due to increases in personnel and retirement costs.
- Physical environment costs decreased due mostly to a decrease in the transfer to the coastal projection fund.
- Transportation expenditures decreased due to decreases in personnel costs.
- Economic environment expenditures increased due to increased maintenance costs in the Worth Avenue Special Assessment District.
- Culture and recreation expenditures increased due to increases in contractual and personnel costs.
- Non-departmental expenditures represent the transfer to the Internal Service Insurance Funds, these expenditures increased due to an increase in the risk insurance costs.
- Capital outlay increased due to an increase in expenditures related to the accelerated capital improvement program projects completed during FY16 and the completion of the Phipps Ocean Park Beach Renourishment Project.
- Debt service payments increased due to the debt service on the 2010/2013 Revenue Bonds.
- Debt issue costs are related to the issuance of the 2016A&B Revenue Refunding Bonds.

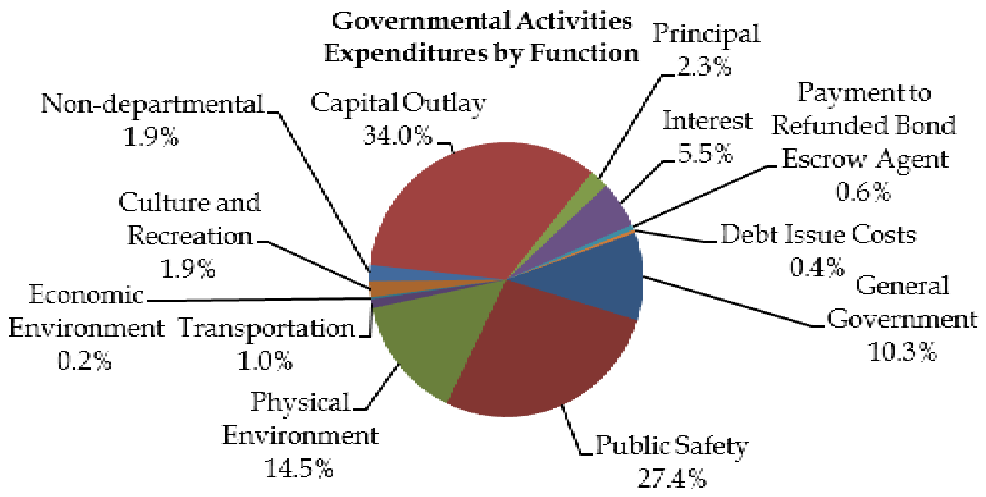

General Fund. The General Fund is the chief operating fund of the Town. At the end of the current fiscal year, unassigned fund balance of the General Fund was $21,615,082 while the total fund balance was $30,644,103. The total fund balance of the General Fund increased by $2,077,195 due an increase in property tax revenue. As a measure of the General Fund's liquidity, it is useful to compare unassigned fund balance to total General Fund expenditures. Unassigned fund balance represents 30.0% of total General Fund expenditures including transfers out.

The restricted fund balance of the CIP 2013 Bond Fund was $20,196,064. This fund was established as a result of the 2013 Revenue Bond issue. The fund balance decreased in the CIP Bond Fund due to the expenditure of funds for capital projects.

The assigned fund balance of the Beach Restoration Fund is $13,810,648. These funds have been accumulated for coastal protection projects and also include bond proceeds from the 2013 bond relating to coastal projects. The balance decreased due to the construction of the Phipps Ocean Park Beach Renourishment Project.

Other governmental funds which include debt service, special revenue and capital projects funds had restricted fund balances totaling $4,507,146 and assigned fund balances of $5,506,265.

Proprietary Funds. The Town of Palm Beach's proprietary funds provide the same type of information found in the government-wide financial statements, but in more detail. The enterprise fund of the Town consists of the Recreation Enterprise Fund.

Unrestricted net position of the Recreation Enterprise Fund was $4,999,782 at September 30, 2016. Net position for this fund increased $798,742. Revenues from the marina and golf operations improved from prior years.

General Fund Budgetary Highlights

The annual General Fund budget is adopted after two public hearings and approval of the Town Council. Any amendments that would exceed the original budget at the fund level would require a formal budget amendment requiring an ordinance and two readings by the Town Council. The General Fund appropriation was amended by ordinance during the year. The FY2016 budget was also increased by the

amount of commitments (unpaid purchase orders) from the prior year. Funds were transferred from an appropriated General Fund contingency account to program accounts in the budget to provide for unanticipated expenditures in accordance with specific Town Council authorizations.

Actual revenues, excluding transfers, were $3,742,528 more than the final budget due to higher than anticipated revenues for ad valorem, building permits, utility taxes, and parking meters. Actual expenditures were $3,463,382 less than the final budget due to personnel vacancies and other cost containment measures.

Capital Assets and Debt Administration

Capital Assets

Capital assets are those assets (capital assets and infrastructure) that are used in the performance of the Town's functions. As of September 30, 2016, net capital assets of governmental activities totaled $185,238,677 and the net capital assets of the business-type activities totaled $16,498,309 (both net of accumulated depreciation). This investment in capital assets includes land, buildings, improvements other than buildings, equipment, infrastructure and construction in progress.

A summary of the Town of Palm Beach's capital assets (net of depreciation) can be found below. Additional information on the Town's capital assets can be found in Note D to the financial statements.

Town of Palm Beach
Capital Assets
September 30, 2016 and 2015

	Governmental Activities		Business-type Activities		Total	
	2016	**2015**	**2016**	**2015**	**2016**	**2015**
Land	$ 9,946,951	$ 9,946,951	$ 5,623,777	$ 5,623,777	$ 15,570,728	$ 15,570,728
Construction in Progress	12,106,394	18,412,395	-	-	12,106,394	18,412,395
Buildings	44,687,288	37,615,322	4,486,505	4,695,511	49,173,793	42,310,833
Improvements Other Than Buildings	2,783,303	2,975,268	5,991,955	6,440,870	8,775,258	9,416,138
Equipment	9,540,859	9,627,782	396,072	312,189	9,936,931	9,939,971
Infrastructure	106,121,961	80,311,480	-	-	106,121,961	80,311,480
Intangible Assets	51,921	81,586	-	-	51,921	81,586
Total	$185,238,677	$158,970,784	$16,498,309	$17,072,347	$201,736,986	$176,043,131

Major capital projects completed during the fiscal year included the following:

- The Phipps Ocean Park Renourishment Project
- The North Flagler Drive Force Main Project
- The North Ocean Boulevard Seawall Replacement Project
- The D-4/D-10 Pump Station Improvements Project

Debt Administration

As of September 30, 2016, the Town had $114,080,000 par value in revenue bonds outstanding representing a decrease of 4,405,000 due to principal payments during FY16. The debt outstanding as of the end of the fiscal year was secured by various revenue sources.

The debt position of the Town is summarized on the next page and more fully explained in Note G to the financial statements found on page 64.

Town of Palm Beach
Outstanding Debt
September 30, 2016 and 2015

	2016	2015
Revenue Bonds - Par Value	$114,080,000	$118,485,000
Total	$114,080,000	$118,485,000

The Town of Palm Beach maintains an AAA issuer's rating by both Moody's and Standard & Poor's.

On September 28, 2016, the Town issued Public Improvement Revenue Refunding Bonds, Series 2016A for $39,320,000 to refund a portion of Series 2010A and Series 2016B for $10,255,000 to refund all of Series 2010B.

Economic Factors and Next Year's Budgets and Rates

For FY2017, the Town Council adopted a General Fund budget, including transfers out, of $76,852,377 representing a 6.9% increase from FY2016. The FY2017 budget includes an increase in property tax revenue of $2,363,500, utility tax and franchise fee revenue increase of $98,000 due to improved revenue collections, and an anticipated increase in building permit revenue of $200,180 due to improved building activity. The Town Council approved an extraordinary transfer of $2,500,000 to the Retirement Fund to start to reduce the unfunded liability. In addition, the transfer to the Pay-As-You-Go Fund has been increased by $1,260,200 to build reserves for capital projects once the ACIP bond funds have been spent and to fund costs related to the Town-wide Underground Project. Personnel costs decreased in the FY17 budget by $213,334 due to the retirement of 13 employees. Pension costs increased by $3,779,333 due to lower returns in FY2015 and an additional contribution to accrue funds for the anticipated cost increase due to the Retirement Fund experience study and the changes in the mortality tables. In addition, Town Council approved a 4% discretionary contribution to the defined contribution plan for employees. The taxable value increased by 8.84% for FY2017 and the Town's millage rate was reduced to 3.2706.

General economic conditions both nationally and in the State of Florida have improved. The Town has annually prepared a Long Term Financial Plan. Since 2009 the Town has reduced projected deficits, by reductions in pension benefits, health insurance benefits, modifications to the compensation program for all Town employees, and reductions in staffing.

Requests for Information

This financial report is designed to provide our citizens, taxpayers, customers, and investors and creditors with a general overview of the Town's finances and to demonstrate the Town's accountability. Questions concerning information provided in this report or requests for additional financial information should be directed to:

Finance Department
Town of Palm Beach
360 South County Road
Palm Beach, FL 33480
561-838-5444
www.townofpalmbeach.com

TOWN OF PALM BEACH, FLORIDA

STATEMENT OF NET POSITION

September 30, 2016

	Governmental Activities	Business-type Activities	Total
ASSETS			
Cash and cash equivalents	$ 39,813	$ 2,650	$ 42,463
Investments	11,500,000		11,500,000
Equity in pooled cash and investments	95,169,174	7,916,064	103,085,238
Accounts receivable, net	1,049,848	8,760	1,058,608
Interest receivable	451,984	2,560	454,544
Due from other governments	847,014	58,202	905,216
Internal balances	(132,691)	132,691	
Inventory	448,693		448,693
Prepaids	2,646,647	15,279	2,661,926
Net OPEB asset	17,318,747		17,318,747
Investment in joint venture	8,387,707		8,387,707
Equity in pooled cash and investments - restricted	770,247	287,300	1,057,547
Capital assets			
Land	9,946,951	5,623,777	15,570,728
Construction in progress	12,106,394		12,106,394
Capital assets being depreciated and amortized, net	163,185,332	10,874,532	174,059,864
Total assets	323,735,860	24,921,815	348,657,675
DEFERRED OUTFLOWS OF RESOURCES			
Unamortized loss on refunding	5,320,982		5,320,982
Pension related items	29,437,586	1,338,505	30,776,091
Total deferred outflows of resources	34,758,568	1,338,505	36,097,073
LIABILITIES			
Accounts and contracts payable	4,973,745	155,861	5,129,606
Accrued liabilities	2,419,713	21,587	2,441,300
Accrued interest payable	672,149		672,149
Due to other governments	238,397	35,160	273,557
Payable from restricted assets	770,247	287,300	1,057,547
Unearned revenue	951,666	467,832	1,419,498
Long-term liabilities			
Due within one year	3,235,244	23,619	3,258,863
Due in more than one year	233,545,887	3,633,156	237,179,043
Total liabilities	246,807,048	4,624,515	251,431,563
DEFERRED INFLOWS OF RESOURCES			
Unearned revenue	500,036		500,036
Pension related items	305,716	5,023	310,739
Total deferred inflows of resources	805,752	5,023	810,775
NET POSITION			
Net investment in capital assets	84,762,756	16,498,309	101,261,065
Restricted for:			
Debt service	1,049,499		1,049,499
Public safety	64,526		64,526
Capital projects	20,358,443		20,358,443
Townwide undergrounding	1,836,911		1,836,911
Other purposes	1,180,331		1,180,331
Unrestricted	1,629,162	5,132,473	6,761,635
Total net position	$ 110,881,628	$ 21,630,782	$ 132,512,410

See notes to the financial statements.

TOWN OF PALM BEACH, FLORIDA

STATEMENT OF ACTIVITIES

Year Ended September 30, 2016

Functions / Programs	Expenses	Program Revenue: Charges for Services	Program Revenue: Operating Contributions and Grants	Program Revenue: Capital Contributions and Grants
Government activities				
General government	$ 16,342,132	$ 9,498,005	$ 65,083	$ 1,000,000
Public safety	35,197,465	3,012,132	212,299	106,303
Physical environment	23,361,401	2,198,314	2,569,518	759,024
Transportation	1,049,791	1,395,121		
Economic environment	248,223			
Culture and recreation	1,915,433		3,819	350,000
Interest on long-term debt	5,275,112			
Total governmental activities	83,389,557	16,103,572	2,850,719	2,215,327
Business-type activities				
Leisure services	4,931,600	6,110,187		
Total	$ 88,321,157	$ 22,213,759	$ 2,850,719	$ 2,215,327

General Revenue

Property taxes
Local option gas tax
Franchise taxes based on gross receipts
Utility service taxes
Business tax receipts
Intergovernmental not restricted to specific programs
Investment earnings
Miscellaneous
Insurance recoveries

Transfers

Total general revenue and transfers

Change in net position

Net position - beginning of year, as restated

Net position - end of year

Net Revenue (Expense) and Changes in Net Position		
Governmental Activities	Business-type Activity	Total
$ (5,779,044)	$	$ (5,779,044)
(31,866,731)		(31,866,731)
(17,834,545)		(17,834,545)
345,330		345,330
(248,223)		(248,223)
(1,561,614)		(1,561,614)
(5,275,112)		(5,275,112)
(62,219,939)		(62,219,939)
	1,178,587	1,178,587
(62,219,939)	1,178,587	(61,041,352)
47,882,187		47,882,187
338,120		338,120
2,132,019		2,132,019
5,591,219		5,591,219
723,649		723,649
980,977		980,977
1,952,317	65,492	2,017,809
191,090		191,090
320,105		320,105
989,100	(989,100)	
61,100,783	(923,608)	60,177,175
(1,119,156)	254,979	(864,177)
112,000,784	21,375,803	133,376,587
$ 110,881,628	$ 21,630,782	$ 132,512,410

See notes to the financial statements.

TOWN OF PALM BEACH, FLORIDA

BALANCE SHEET - GOVERNMENTAL FUNDS

September 30, 2016

	Major Governmental Funds					
	General Fund	Special Assessment Fund	Beach Restoration Project Fund	CIP 2013 Bond Fund	Nonmajor Governmental Funds	Total Governmental Funds
ASSETS						
Cash and cash equivalents	$ 3,400	$	$	$	$	$ 3,400
Investments	8,500,000			3,000,000		11,500,000
Equity in pooled cash and investments	23,305,698	73,754	13,847,704	16,981,453	11,303,633	65,512,242
Accounts receivable, net	888,352		140,915		20,581	1,049,848
Interest receivable	371,866		38,241	27,916	2,471	440,494
Due from other governments	255,131		386,883	55,000		697,014
Due from other funds	57,040					57,040
Inventory	448,693					448,693
Prepaid items	38,648			2,188,161		2,226,809
Equity in pooled cash and investments - restricted	715,247				55,000	770,247
TOTAL ASSETS	$ 34,584,075	$ 73,754	$ 14,413,743	$ 22,252,530	$ 11,381,685	$ 82,705,787
LIABILITIES, DEFERRED INFLOWS OF RESOURCES, AND FUND BALANCES						
LIABILITIES						
Accounts and contracts payable	$ 907,730	$ 5,964	$ 215,237	$ 2,056,466	$ 1,314,578	$ 4,499,975
Accrued liabilities	655,598		2,415			658,013
Due to other governments	212,122					212,122
Due to other funds					57,040	57,040
Advance from other funds		1,858,419			13,570	1,871,989
Payable from restricted assets	715,247				55,000	770,247
Unearned revenue	949,239	2,427				951,666
TOTAL LIABILITIES	3,439,936	1,866,810	217,652	2,056,466	1,440,188	9,021,052
DEFERRED INFLOWS OF RESOURCES						
Unearned revenue	500,036					500,036
Unavailable revenue			385,443			385,443
TOTAL DEFERRED INFLOWS OF RESOURCES	500,036		385,443			885,479
FUND BALANCES						
Non-spendable:						
Inventory	448,693					448,693
Prepaids	38,648					38,648
Restricted for:						
Capital projects				20,196,064		20,196,064
Crime prevention					64,526	64,526
Special projects					1,180,331	1,180,331
Townwide undergrounding					1,836,911	1,836,911
Debt service					1,049,499	1,049,499
Worth avenue					375,879	375,879
Committed to:						
Compensated absences	3,061,180					3,061,180
Assigned to:						
Subsequent year's expenditures	5,480,500					5,480,500
Capital projects					5,506,265	5,506,265
Beach restoration			13,810,648			13,810,648
Unassigned	21,615,082	(1,793,056)			(71,914)	19,750,112
TOTAL FUND BALANCES	30,644,103	(1,793,056)	13,810,648	20,196,064	9,941,497	72,799,256
TOTAL LIABILITIES, DEFERRED INFLOWS OF RESOURCES, AND FUND BALANCES	$ 34,584,075	$ 73,754	$ 14,413,743	$ 22,252,530	$ 11,381,685	$ 82,705,787

See notes to the financial statements.

TOWN OF PALM BEACH, FLORIDA

RECONCILIATION OF TOTAL GOVERNMENTAL FUND BALANCES
TO THE NET POSITION OF GOVERNMENTAL ACTIVITIES

September 30, 2016

Total Governmental Fund Balances	$ 72,799,256
Amounts reported for governmental activities in the statement of net position are different because:	
Capital assets used in governmental activities are not financial resources and therefore are not reported in the funds.	175,697,818
Revenue is recognized when earned in the government-wide statements regardless of when it is collected. Governmental funds recognize revenue when both measurable and available.	
Unavailable revenue	385,443
Net OPEB asset created through funding of the employer contribution to the defined benefit OPEB plan is not recognized in the funds.	17,318,747
Investment in joint venture is not a financial resource and, therefore is not reported in the funds.	8,387,707
Internal service funds are used by management to charge costs of insurance to individual funds. The assets and liabilities of the internal service funds are included in governmental activities in the statement of net position.	39,400,530
The internal service funds have operated with cumulative positive income results over the years, primarily due to excess service charges to governmental funds. The excess charges have reduced the total governmental fund balances reported above. Since internal service funds should operate at a breakeven basis, the cumulative excess charges are added back to the above fund balances.	(132,691)
Long-term liabilities, including accrued interest payable, are not due and payable in the current period and, therefore, are not reported in the funds.	
Revenue bonds payable	(114,080,000)
Bond premiums	(11,749,804)
Bond discounts	30,926
Deferred loss on refunding	5,320,982
Accrued interest payable	(672,149)
Compensated absences	(3,061,180)
Net pension liability	(105,309,010)
Accrued landfill closure and postclosure care costs	(2,586,817)
Deferred outflows and inflows of resources related to pensions are applicable to future periods and, therefore, are not reported in the governmental funds.	
Pension related deferred outflows	29,437,586
Pension related deferred inflows	(305,716)
Net Position of Governmental Activities	$ 110,881,628

See notes to the financial statements.

TOWN OF PALM BEACH, FLORIDA

STATEMENT OF REVENUES, EXPENDITURES, AND CHANGES IN FUND BALANCES - GOVERNMENTAL FUNDS

Year Ended September 30, 2016

	Major Governmental Funds					
	General Fund	Special Assessment Fund	Beach Restoration Project Fund	CIP 2013 Bond Fund	Nonmajor Governmental Funds	Total Governmental Funds
REVENUES						
Taxes	$ 56,667,194	$	$	$	$	$ 56,667,194
Fees and permits	9,422,858					9,422,858
Intergovernmental	1,106,768					1,106,768
Charges for services	4,131,754					4,131,754
Fines and forfeitures	1,174,837				10,710	1,185,547
Investment earnings	490,102	216	157,317	157,854	51,730	857,219
Grant revenue	15,698		2,541,573	563,500		3,120,771
Contributions				1,055,000	891,658	1,946,658
Special assessments		240,430			1,016,928	1,257,358
Miscellaneous	283,062				8,399	291,461
Total revenues	73,292,273	240,646	2,698,890	1,776,354	1,979,425	79,987,588
EXPENDITURES						
Current						
General government	10,603,772			4,805	63,658	10,672,235
Public safety	26,880,162				1,417,849	28,298,011
Physical environment	11,413,299	519,446	1,138,756	906,791	975,631	14,953,923
Transportation	988,188				93,487	1,081,675
Economic environment					248,223	248,223
Culture and recreation	1,933,856				4,805	1,938,661
Non-departmental	1,967,485					1,967,485
Capital outlay	372,384		19,105,628	15,636,620		35,114,632
Debt service						
Principal					2,340,000	2,340,000
Interest and fiscal charges					5,642,453	5,642,453
Debt issue cost					403,895	403,895
Payment to refunded bond esrow agent					622,861	622,861
Total expenditures	54,159,146	519,446	20,244,384	16,548,216	11,812,862	103,284,054
Revenue over (under) expenditures	19,133,127	(278,800)	(17,545,494)	(14,771,862)	(9,833,437)	(23,296,466)
OTHER FINANCING SOURCES (USES)						
Refunding bond issued					49,575,000	49,575,000
Refunding bond premium					8,857,064	8,857,064
Payment to refunded bond esrow agent					(58,007,630)	(58,007,630)
Transfers in	785,000		8,015,220		11,084,148	19,884,368
Transfers out	(17,840,932)		(731,163)		(323,173)	(18,895,268)
Total other financing sources (uses)	(17,055,932)		7,284,057		11,185,409	1,413,534
Net change in fund balances	2,077,195	(278,800)	(10,261,437)	(14,771,862)	1,351,972	(21,882,932)
Fund balances - beginning of year	28,566,908	(1,514,256)	24,072,085	34,967,926	8,589,525	94,682,188
Fund balances - end of year	$ 30,644,103	$ (1,793,056)	$ 13,810,648	$ 20,196,064	$ 9,941,497	$ 72,799,256

See notes to the financial statements.

TOWN OF PALM BEACH, FLORIDA

RECONCILIATION OF THE STATEMENT OF REVENUES, EXPENDITURES, AND CHANGES IN FUND BALANCES OF GOVERNMENTAL FUNDS TO THE STATEMENT OF ACTIVITIES

Year Ended September 30, 2016

Net change in fund balances - total governmental funds	$ (21,882,932)
Amounts reported for governmental activities in the statement of activities are different because:	
Governmental funds report capital outlays as expenditures, however, in the statement of activities, the cost of those assets is depreciated over their estimated useful lives	
Expenditure for capital assets	34,744,636
Less current year depreciation and amortization	(7,893,885)
Net book value of asset disposals	(495,935)
Revenue in the statement of activities that does not provide current financial resources is not reported as revenue in the governmental funds	
Change in investment in joint venture	749,119
Governmental funds report revenue when earned and available. However, the government-wide statements recognize revenue when earned, regardless of availability	
Grant revenues	(287,884)
The issuance of long-term debt provides current financial resources to governmental funds, while the repayment of long-term debt consumes the current financial resources of governmental funds. Neither transaction, however, has any effect on net assets of governmental activities.	
Refunding bonds issued	(49,575,000)
Refunding bond premium	(8,857,064)
Payment to refunded bond esrow agent	58,007,630
Repayment of debt principal	2,340,000
Some expenses reported in the statement of activities do not require the use of current financial resources and therefore are not reported as expenditures in governmental funds.	
Amortization of loss on refunding	(36,796)
Amortization of bond premiums	297,187
Amortization of bond discounts	(19,410)
Change in accrued interest payable	749,221
Change in compensated absences	107,610
Change in net pension liability and related deferred amounts	(11,956,475)
Change in net OPEB asset	299,966
Change in accrued landfill closure and postclosure care costs	(67,669)
Internal service funds are used to charge the costs of certain activities certain activities to individual governmental and enterprise funds. The net income of certain activities of internal service funds are reported with governmental activities in the Statement of Activities.	
Capital contribution	367,204
Consolidation of operating income (loss) related to governmental funds	1,458,843
Nonoperating revenue	832,478
Change in net position of governmental activities	$ (1,119,156)

See notes to financial statements.

TOWN OF PALM BEACH, FLORIDA

STATEMENT OF NET POSITION - PROPRIETARY FUNDS

September 30, 2016

	Business-type Activities - Recreation Enterprise Fund	Governmental Activities - Internal Service Funds
ASSETS		
Current assets		
Cash and cash equivalents	$ 2,650	$ 36,413
Equity in pooled cash and investments	7,916,064	29,656,932
Account receivable	8,760	
Interest receivable	2,560	11,490
Due from other governments	58,202	150,000
Due from other funds		
Prepaid expenses	15,279	419,838
Equity in pooled cash and investments - restricted	287,300	
Total current assets	8,290,815	30,274,673
Noncurrent assets		
Capital assets		
Land	5,623,777	
Buildings	6,221,038	
Improvements other than buildings	11,255,958	
Equipment	950,363	20,367,770
	24,051,136	20,367,770
Less accumulated depreciation	(7,552,827)	(10,826,911)
Total capital assets, net of accumulated depreciation	16,498,309	9,540,859
Advance to other funds		1,871,989
Total noncurrent assets	16,498,309	11,412,848
Total assets	24,789,124	41,687,521
DEFERRED OUTFLOWS OF RESOURCES		
Pension related items	1,338,505	
LIABILITIES		
Current liabilities		
Accounts payable	155,861	473,770
Accrued liabilities	21,587	1,761,700
Due to other governments	35,160	26,275
Compensated absences payable	23,619	2,694
Payable from restricted - Customer deposits	287,300	
Unearned revenue	467,832	
Total current liabilities	991,359	2,264,439
Noncurrent liability		
Compensated absences payable	114,963	22,552
Net pension liability	3,518,193	
Total noncurrent liabilities	3,633,156	22,552
Total liabilities	4,624,515	2,286,991
DEFERRED INFLOWS OF RESOURCES		
Pension related items	5,023	
NET POSITION		
Net investement in capital assets	16,498,309	9,540,859
Unrestricted	4,999,782	29,859,671
Total net position	$ 21,498,091	$ 39,400,530

See notes to the financial statements.

TOWN OF PALM BEACH, FLORIDA

RECONCILIATION OF ENTERPRISE FUND NET POSITION
TO BUSINESS-TYPE ACTIVITIES NET POSITION

September 30, 2016

Amounts reported for the Recreation Enterprise Fund	$ 21,498,091

The Town uses internal service funds to charge the costs of risk management, group health insurance, and equipment replacement to incividual governmental and enterprise funds. The operatig income or loss of certain activities of internal service funds related to the enterprise fund are included with business-type activities in the government-wide statements.

The following reflects the consolidation of internal service fund activities related to the enterprise fund.

Current year adjustment	30,275
Cumulative prior year adjustments	102,416
Amounts reported for the Business-Type Activities	$ 21,630,782

See notes to the financial statements.

TOWN OF PALM BEACH, FLORIDA

STATEMENT OF REVENUES, EXPENSES, AND CHANGES IN FUND NET POSITION - PROPRIETARY FUNDS

Year Ended September 30, 2016

	Business-type Activities - Recreation Enterprise Fund	Governmental Activities - Internal Service Funds
OPERATING REVENUES		
Golf fees and related revenue	$ 1,884,416	$
Marina fees and related revenue	3,578,727	
Charges for services	632,986	9,220,570
Other operating revenue	14,058	2,473
Total operating revenues	6,110,187	9,223,043
OPERATING EXPENSES		
Personal services	2,330,808	241,155
Contractual services	663,210	71,163
Repairs and maintenance	251,078	
Equipment rental	6,275	
Materials and supplies	317,529	
Utilities	561,107	
Insurance		1,839,003
Claims		4,092,857
Claims adjustment		(33,414)
Depreciation	721,844	1,472,611
Other	110,024	50,550
Total operating expenses	4,961,875	7,733,925
Operating income	1,148,312	1,489,118
NONOPERATING REVENUES (EXPENSES)		
Investment earnings	65,492	345,979
Insurance recoveries		320,105
Grant revenue		150,000
Gain/(Loss) on disposal of assets		16,394
Total nonoperating revenues (expenses)	65,492	832,478
Income (loss) before capital contributions and transfers	1,213,804	2,321,596
Capital contributions		367,204
Transfers out	(989,100)	
Change in net position	224,704	2,688,800
Net position - beginning of year	21,273,387	36,711,730
Net position - end of year	$ 21,498,091	$ 39,400,530

See notes to the financial statements.

TOWN OF PALM BEACH, FLORIDA

RECONCILIATION OF ENTERPRISE FUND CHANGES IN NET POSITION
TO BUSINESS-TYPE ACTIVITIES CHAGES IN NET POSITION

Year Ended September 30, 2016

Amounts reported for the Recreation Enterprise Fund	$	224,704

The Town uses internal service funds to charge the costs of risk management, group health insurance, and equipment replacement to incividual governmental and enterprise funds. The operatig income or loss of certain activities of internal service funds related to the enterprise fund are included with business-type activities in the government-wide statements.

The following reflects the consolidation of internal service fund activities related to the enterprise fund.

Current year adjustment		30,275
Amounts reported for the Business-Type Activities	$	254,979

See notes to the financial statements.

TOWN OF PALM BEACH, FLORIDA

STATEMENT OF CASH FLOWS - PROPRIETARY FUNDS

Year Ended September 30, 2016

	Business-type Activities - Recreation Enterprise Fund	Governmental Activities - Internal Service Fund
OPERATING ACTIVITIES		
Receipts from customers and users	$ 6,157,767	$
Receipts from interfund services provided		9,220,570
Payments to employees	(1,859,259)	(228,683)
Payments to suppliers	(1,849,826)	(6,555,701)
Payments to other funds		(13,162)
Other receipts	14,058	2,473
Net cash provided by operating activities	2,462,740	2,425,497
NONCAPITAL FINANCING ACTIVITIES		
Insurance recoveries		320,105
Transfers to other funds	(785,000)	
Net cash used in noncapital financing activities	(785,000)	320,105
CAPITAL AND RELATED FINANCING ACTIVITIES		
Acquisition of property and equipment	(147,806)	(1,071,370)
Proceeds from sale of assets		69,280
Transfers to other funds	(204,100)	
Net cash used in capital and related financing activities	(351,906)	(1,002,090)
INVESTING ACTIVITIES		
Investment earnings received	63,145	346,918
Net cash provided (used) by investing activities	63,145	346,918
Net decrease in cash and cash equivalents	1,388,979	2,090,430
Cash and cash equivalents - beginning of year	6,817,035	27,602,915
Cash and cash equivalents - end of year	$ 8,206,014	$ 29,693,345
Reconciliation of operating income to net cash provided by operating activities:		
Operating income	$ 1,148,312	$ 1,489,118
Adjustments to reconcile operating income to net cash provided by operating activities:		
Depreciation	721,844	1,472,611
Changes in operating assets and liabilities:		
(Increase) decrease in accounts receivable	(977)	
(Increase) decrease in prepaid expenses	(893)	(257,487)
(Increase) decrease in pension related deferred outflows of resources	67,187	
Increase (decrease) in accounts payable	60,290	(244,641)
Increase (decrease) in accrued liabilities	(28,601)	(31,206)
Increase (decrease) in customer deposits	21,292	
Increase (decrease) in unearned revenue	41,323	
Increase (decrease) in net pension liability	459,539	
Increase (decrease) in compensated absences payable	2,820	2,102
Increase (decrease) in pension related deferred inflows of resources	5,023	
Net cash provided by operating activities	$ 2,497,159	$ 2,430,497
NONCASH ACTIVITIES		
Donated capital assets	$	$ 367,204
Insurance claims adjustment	$	$ (33,414)

See notes to the financial statements.

TOWN OF PALM BEACH, FLORIDA

STATEMENT OF FIDUCIARY NET POSITION - FIDUCIARY FUNDS

September 30, 2016

	Trust Funds
ASSETS	
Cash and cash equivalents	$ 537,557
Equity in pooled cash and investments	1,913,014
Interest and dividends receivable	24,276
Due from broker for securities sold	134,221
Prepaid expenses and other assets	24,499
Investments, at fair value	
Short term investment fund	1,916,534
Fixed income securities	45,593,765
Common stock	18,295,498
Domestic equity funds	26,844,590
International equity funds	58,707,419
Inflation hedging funds	5,625,462
Hedge funds	21,386,145
Private equity funds	15,970,409
Real estate funds	21,056,249
Alternative investments	4,804,081
Total assets	222,833,719
LIABILITIES	
Accounts payable and other accrued liabilities	293,681
Due to broker for securities purchased	128,175
Total liabilities	421,856
NET POSITION	
Restricted for pension and retiree health benefits	$ 222,411,863

See notes to the financial statements.

TOWN OF PALM BEACH, FLORIDA

STATEMENT OF CHANGES IN FIDUCIARY NET POSITION- FIDUCIARY FUNDS

Year Ended September 30, 2016

	Trust Funds
ADDITIONS	
Contributions	
Employer	$ 8,056,923
Employee	1,776,622
Other	82,497
Total contributions	9,916,042
Investment income (loss)	
Net appreciation in fair value of investments	14,445,473
Interest and dividends	1,896,271
Other	13,310
Total investment income	16,355,054
Less investment expense	(670,598)
Net investment income	15,684,456
Total additions	25,600,498
DEDUCTIONS	
Benefit payments	17,838,281
Share distributions	74,464
DROP distributions	1,986,707
Refunds of participants' contributions	131,440
Administrative expense	550,348
Other	981
Total deductions	20,582,221
Net increase	5,018,277
Net position held in trust for pension and retiree health benefits - beginning of year	217,393,586
Net position held in trust for pension and retiree health benefits - end of year	$ 222,411,863

See notes to the financial statements.

NOTE A - SIGNIFICANT ACCOUNTING POLICIES

The Financial Reporting Entity: The Town of Palm Beach, Florida, (the "Town") was incorporated as a municipality in 1911. The Town Charter was enacted by the Legislature of the State of Florida by Special Acts 1917, Chapter 7683. Pursuant to authority granted by the Florida Constitution and Florida Statutes Chapter 165, the Town enacted its current charter by Town Ordinance No. 15-78 adopted on December 12, 1978, and approved by referendum held February 6, 1979. The Town is governed by an elected Mayor and Town Council, which appoints a Town Manager. The Town provides the following services: public safety, recreation, sanitation, streets and roads, planning and zoning, and general administrative services.

The basic financial statements of the Town have been prepared in conformity with United States generally accepted accounting principles ("GAAP") as applied to governmental units. The Governmental Accounting Standards Board (the "GASB") is the accepted standard setting body for establishing governmental accounting and financial reporting principles. The following is a summary of the Town's significant accounting policies.

As required by generally accepted accounting principles, these financial statements include the Town (the primary government) and its component units. Component units are legally separate organizations for which the elected officials of the primary government are financially accountable. In addition, component units can be other organizations for which the nature and significance of their relationship with the primary government are such that exclusion would cause the financial reporting entity's financial statements to be misleading or incomplete. The Town is financially accountable for an organization if:

a) the Town appoints a voting majority of the organization's governing board and (1) the Town is able to impose its will on the organization or (2) there is a potential for the organization to provide specific financial benefits to or impose specific financial burdens on the Town, or

b) the organization is fiscally dependent on the Town and (1) there is a potential for the organization to provide specific financial benefits to the Town or (2) impose specific financial burdens on the Town.

Based upon the application of these criteria, management has determined that there is one component unit that is required to be included in the Town's financial reporting entity.

Town of Palm Beach Retirement System

The Town of Palm Beach Retirement System (the "Plan") was established May 1, 2012 and is governed by a nine member board of trustees. The trustees consist of (a) one employee who is a member of the benefit group general or benefit group lifeguard elected by the members of those benefit groups (b) one employee who is a member of the benefit group firefighter elected by the members of that benefit group (c) one employee who is a member of the benefit group police officers elected by the members of that benefit group (d) five residents of the Town who are not officers or employees of the Town, retirees or beneficiaries of the retirement system, appointed by the Town Council and (e) the Town Manager or, in the Town Manager's absence, the Acting Town Manager, who shall serve as a voting ex-officio member.

NOTE A - SIGNIFICANT ACCOUNTING POLICIES (Continued)

The Financial Reporting Entity (Continued)

All employees working in excess of 1040 hours per year are covered by the Plan. The Town Council is authorized to establish benefit levels and to approve the actuarial assumptions used in the determination of contribution levels. The contributions and benefits are segregated between general employees and lifeguards, police officers, and firefighters.

The Plan is included in the Town's financial reporting entity because the Town appoints a voting majority of the Plan's governing board, the Town is able to impose its will on the organization, and there is the potential for the Plan to provide specific financial benefits to the Town or impose specific financial burdens on the Town. The Plan is presented as three pension trust funds in the Town's fiduciary fund financial statements.

The Town has entered into a joint interlocal agreement for the management and operation of the **East Central Regional Wastewater Treatment Facilities (the "ECR").** The ECR is reported as a joint venture accounted for using the equity method as discussed in Note E.

Government-wide Financial Statements: The government-wide financial statements consist of the Statement of Net Position and the Statement of Activities and report information on all non-fiduciary activities of the Town. These statements include separate columns for the governmental activities, which are normally supported by taxes and intergovernmental revenue, and business-type activities, which rely primarily on fees and charges for support. As a general rule the effect of interfund activity has been eliminated from the government-wide financial statements. All internal balances in the Statement of Net Position have been eliminated except those representing balances between the governmental activities and business-type activities, which are presented as internal balances and eliminated in the Total Column. In the Statement of Activities, interfund services provided and used are not eliminated in the process of consolidation, because elimination of such charges would distort the direct costs and program revenues reported for the various functions concerned.

The Statement of Activities demonstrates the degree to which the direct expenses of a given function or identifiable activities are offset by program revenue. Direct expenses are those that are clearly identifiable with a specific function or identifiable activity. Program revenue includes three categories of transactions: (1) charges to customers or applicants who purchase, use or directly benefit from goods, services or privileges provided by a given function or segment; (2) operating grants and contributions; and, (3) capital grants and contributions. Taxes and other items not meeting the definition of program revenue are reported as general revenue.

NOTE A - SIGNIFICANT ACCOUNTING POLICIES (Continued)

Fund Financial Statements: The underlying accounting system of the Town is organized and operated on the basis of separate funds, each of which is considered to be a separate accounting entity. The operations of each fund are accounted for with a separate set of self-balancing accounts.

Governmental resources are allocated to and accounted for in individual funds based upon the purposes for which they are to be spent and the means by which spending activities are controlled. The funds used by the Town are classified into three categories: governmental, proprietary and fiduciary. Separate financial statements are provided for *governmental funds, proprietary funds* and *fiduciary funds*, even though the latter are excluded from the government-wide financial statements. The Town's major individual governmental funds and enterprise funds are reported as separate columns in the fund financial statements.

Governmental Fund Financial Statements - Governmental Fund Financial Statements include a Balance Sheet and a Statement of Revenue, Expenditures and Changes in Fund Balances for all major governmental funds and non-major funds in the aggregate. An accompanying schedule is presented to reconcile and explain the differences in fund balances and changes in fund balances as presented in these statements, to the net position and changes in net position presented in the government-wide financial statements. The Town reports the following major governmental funds:

The *General Fund* is the Town's primary operating fund. It accounts for all financial resources of the general government, except those required to be accounted for in another fund.

The *Special Assessment Fund* accounts for the proceeds of assessments that are restricted to expenditures for the Underground Utility Project and other infrastructure projects.

The *Beach Restoration Project Fund* accounts for beach improvements, restoration and renourishment through the placement of sand and possible groin fields and environmental mitigation for beach stabilization in all or a portion of the beaches located within the Town.

The *CIP 2013 Bond Fund* accounts for capital projects financed with the proceeds of the Series 2013 Bonds. The projects are part of a 20 year comprehensive capital improvement program.

NOTE A - SIGNIFICANT ACCOUNTING POLICIES (Continued)

Fund Financial Statements (Continued)

Proprietary Fund Financial Statements - Proprietary Fund Financial Statements include a Balance Sheet and a Statement of Revenue, Expenses and Changes in Net Position, and a Statement of Cash Flows for the Town's major proprietary fund and internal service funds as follows:

The *Recreation Enterprise Fund* is used to account for the Town's enterprise fund which includes the operations of the Town's Par 3 Golf Course, its 88 slip marina, and all recreation programs and facilities.

The *Property, Liability and Workers' Compensation Insurance Fund* and the *Group Health Insurance Fund* are used to account for the Town's internal service funds which provide risk management services to other departments of the Town. In addition, the *Equipment Replacement Fund* is used to account for the Town's internal service fund which provides for the accumulation of resources for the procurement and maintenance of major equipment and vehicles.

Fiduciary Fund Financial Statements - Fiduciary Fund Financial Statements include a Statement of Fiduciary Net Position and a Statement of Changes in Fiduciary Net Position. The Town's Fiduciary Funds are presented in the fund financial statements. Since by definition these assets are being held for the benefit of third parties (pension participants and Town employees) and cannot be used to finance activities or obligations of the government, these funds are not included in the government-wide financial statements. The Fiduciary Funds of the Town are as follows:

The *Town of Palm Beach Retirement Fund* accounts for the General Employees' Pension Trust, the Police Officers' Pension Trust, and the Firefighters' Pension Trust assets held in a trustee capacity for Town employees participating in the Town of Palm Beach Retirement System. The *OPEB Trust Fund* is used to account for assets held in a trustee capacity for retiree healthcare benefits.

NOTE A - SIGNIFICANT ACCOUNTING POLICIES (Continued)

Measurement Focus and Basis of Accounting

The government-wide financial statements are reported using the economic resources measurement focus and the accrual basis of accounting, as are the proprietary funds and fiduciary funds financial statements. Revenue is recognized when earned and expenses are recognized when incurred, regardless of the timing of related cash flows. Property taxes are recognized as revenue in the year for which they are levied. Grants and similar items are recognized as revenue as soon as all eligibility requirements imposed by the provider have been met. All franchise fees are based on gross receipts.

Governmental fund financial statements are reported using the current financial resources measurement focus and the modified accrual basis of accounting. Under the modified accrual basis of accounting, revenue is recognized in the period in which it becomes both measurable and available. Revenue is considered to be available when it is collectible within the current period or soon enough thereafter to pay liabilities of the current period. The Town considers revenue to be available if it is collected within 60 days of the end of the current fiscal year. Unearned revenue consists primarily of fees for building permits and other fees collected in advance of the year to which they relate. Expenditures are generally recognized in the accounting period in which the fund liability is incurred, except for principal and interest on general long-term debt, which is recognized when due. Property taxes, intergovernmental revenue, franchise fees (all of which are based on a percentage of gross receipts), charges for services and investment income are all considered susceptible to accrual and so have been recognized as revenue in the current fiscal year. All other revenue items are considered to be measurable and available only when received in cash by the Town.

Proprietary fund and internal service fund financial statements distinguish operating revenue and expenses from non-operating items. Operating revenue and expenses generally result from providing services and producing and delivering goods in connection with a proprietary fund's principal ongoing operations. The principal operating revenue of the Recreation Enterprise Fund are charges to customers for greens fees, dockage and recreation programs. Operating expenses for the enterprise fund includes the cost of operating and maintaining the golf course and marina, the cost of providing recreation programs, administrative expenses and depreciation on capital assets. All revenue and expenses not meeting this definition are reported as nonoperating revenue and expenses.

When both restricted and unrestricted resources are available for use, it is the Town's policy to use restricted resources first, then unrestricted resources as they are needed.

Property Tax Calendar: Ad valorem taxes are levied each November 1st based on the assessed property valuations at January 1st as established by the County Property Appraiser. These taxes are payable November 1st, with discounts of one to four percent allowed for payments prior to March 1st of the following calendar year. Ad valorem taxes are due March 31st, and become delinquent and subject to lien on April 1st. Ad valorem taxes are billed and collected by the Palm Beach County Tax Collector and remitted to the Town.

NOTE A - SIGNIFICANT ACCOUNTING POLICIES (Continued)

Property Tax Reform: During 2007, the Florida Legislature passed property tax reform legislation limiting the property tax levies of local governments in the State of Florida. Local governments that adopt a property tax levy in excess of the limit under State law will lose their Half-Cent Sales Tax distribution from the State for the succeeding twelve months. For the fiscal year ending September 30, 2016, the maximum tax levy allowed by a majority vote of the governing body is generally based on a percentage reduction applied to the prior year (2014/2015) property tax revenue.

The State law allows local governments to adopt a higher millage rate based on the following approval of the governing body: 1) a majority vote to adopt a rate equal to the adjusted current year rolled-back millage rate plus an adjustment for growth in per capita Florida personal income; 2) a two-thirds vote to adopt a rate equal to the adjusted current year rolled-back millage rate plus 10%; or 3) any millage rate approved by unanimous vote or referendum. For the fiscal year ending September 30, 2016 the Town adopted a millage rate of 3.3779. This millage rate results in a total tax levy of $47,131,000 for 2016, representing an increase of 8.54%, from the property tax levy of 2015. Beginning in 2009, property tax growth is limited to the annual growth rate of per capita personal income plus the value of new construction.

Cash and Cash Equivalents: Cash and cash equivalents are defined as deposits with financial institutions, money market accounts and mutual funds and highly liquid investments which are readily convertible to known amounts of cash and have a maturity when purchased of three months or less.

For purposes of the statement of cash flows, cash and cash equivalents also include each respective fund's equity in pooled cash and investments. Each fund is able to withdraw cash at any time without prior notice or penalty and there is sufficient liquidity to meet the daily cash needs of each fund.

Investments: Investments are stated at fair value. Fair value is defined as the price that would be received to sell an asset or paid to transfer a liability in an orderly transaction between market participants at the measurement date. Fair value is a market-based measurement, not an entity-specific measurement. For some assets and liabilities, observable market transactions or market information might be available; for others, it might not be available. However, the objective of fair value measurement in both cases is the same, that is, to determine the price at which an orderly transaction to sell the asset or to transfer the liability would take place between market participants at the measurement date under current market conditions. Fair value is an exit price at the measurement date from the perspective of a market participant that controls the asset or is obligated for the liability. The Town categorizes investments reported at fair value in accordance with the fair value hierarchy established by GASB Statement No. 72, *Fair Value Measurement and Application*.

Accounts Receivable: Accounts receivable consists primarily of amounts due from local businesses for franchise and utility taxes, amounts due from individuals for parking fines and ambulance fees, and amounts due from Town residents for solid waste disposal fees. The Town does not require collateral for accounts receivable. Accounts receivable are reported net of an allowance for doubtful accounts determined based on the age of the individual receivable, with age categories ranging from 30 days past due to several years past due. Generally, the allowance includes accounts over 90 days past due. Accounts receivable are written off on an individual basis in the year the Town deems them to be uncollectible.

NOTE A - SIGNIFICANT ACCOUNTING POLICIES (Continued)

Inventory: Inventory, consisting primarily of expendable materials and supplies, is valued at cost, which approximates fair value, using the first-in, first-out (FIFO) method. The costs of governmental fund type inventories are recorded as expenditures when consumed rather than when purchased.

Prepaid Items: Payments for insurance premiums and other administrative expenditures/expenses extending over more than one accounting period are accounted for as prepaid expenditures/expenses and allocated between accounting periods.

Internal Balances: Amounts reported in the fund financial statements as interfund receivables and payables are eliminated in the government-wide governmental and business-type activities columns of the statement of net position, except for the residual amount, which is presented as internal balances.

Capital Assets: The Town has reported all capital assets, including infrastructure assets (roads, sidewalks and similar items), in the government-wide statement of net position. Capital assets are defined by the Town as assets with an estimated useful life in excess of one year and the capitalization thresholds presented below. Capital assets are recorded at cost or, if donated, fair value at the date of donation. All infrastructure assets are reported in the accompanying government-wide financial statements. Expenses, which materially extend the useful life of existing assets, are capitalized. Certain costs for professional services and interest associated with the acquisition and construction of capital assets have been capitalized. The cost of capital assets sold or retired is removed from the appropriate accounts and any resulting gain or loss is included in the increase in net position. Depreciation is computed using the straight-line method over the assets' estimated useful lives for all reported capital assets, except land and construction in progress.

The capitalization thresholds and estimated useful lives assigned to the various categories of assets are as follows:

Classification	Capitalization Threshold	Estimated Useful Life In Years
Buildings	$50,000	40
Improvements other than buildings	50,000	25
Infrastructure	50,000	6-50
Computer software	25,000	10
Equipment, furniture and machinery	2,500	2-20
Computer equipment	1,500	3-10

Intangible assets consist of the right of use of the City of Lake Worth, Florida's wastewater facilities. These assets are amortized using the straight-line method over 40 years, the term of the underlying agreement.

NOTE A - SIGNIFICANT ACCOUNTING POLICIES (Continued)

Unearned Revenue: Unearned revenue arises when resources are obtained prior to revenue recognition. In subsequent periods, when revenue recognition criteria are met the unearned revenue is removed and revenue is recognized. Unearned revenue consists of license fees and charges for services collected at the end of the fiscal year that relate to and will be earned in the subsequent fiscal year.

Unavailable Revenue: The government reports unavailable revenue on its governmental funds balance sheet for resource inflows that do not qualify for recognition as revenue in a governmental fund because they are not yet considered available.

Deferred Outflows of Resources: A deferred outflow of resources is a consumption of net position that is applicable to a future reporting period.

Deferred Inflows of Resources: A deferred inflow of resources is an acquisition of net position that is applicable to a future reporting period.

Bond Discounts, Bond Premiums, and Issuance Costs: In the governmental funds, bond discounts and bond premiums are reported as "Other Financing Sources (Uses)" in the year of the issue. In the proprietary fund financial statements and the government-wide financial statements, the bond discounts and premiums are amortized over the term of the related debt using the interest method or the straight line-line method, which approximates the interest method. Issuance costs, except any portion related to prepaid insurance costs, are recognized as an expenditure/expense in the period incurred.

Deferred Losses on Refunding of Debt: In the proprietary fund financial statements and the government-wide financial statements the difference between the re-acquisition price of new debt and the net carrying value of old debt refunded is recorded as a deferred outflow of resources and recognized as a component of interest expense over the shorter of the remaining life of the old debt or the life of the new debt using the interest method or the straight line method, which approximates the interest method.

Net Position: Net position is the residual of all other elements presented in a statement of financial position. It is the difference between (a) assets plus deferred outflows of resources and (b) liabilities and deferred inflows of resources. Net position is displayed in following three components:

> *Net investment in capital assets* - This component of net position consists of capital assets, including restricted capital assets, net of accumulated depreciation and reduced by the outstanding balance of any bonds, mortgages, notes or other borrowings that are attributable to the acquisition, construction, or improvement of those assets. If there are significant unspent related debt proceeds at year-end, the portion of the debt attributable to the unspent proceeds are not included in the calculation of net investment in capital assets. Rather, that portion of the debt is included in the same net position component as the unspent proceeds.

NOTE A - SIGNIFICANT ACCOUNTING POLICIES (Continued)

Net Position (Continued)

Restricted - This component of net position consists of constraints placed on the use of net position by external restrictions imposed by creditors (such as through debt covenants), grantors, contributors, or laws or regulations of other governments or constraints imposed by law through constitutional provisions or enabling legislation.

Unrestricted - This component of net position consists of net position that does not meet the definition of *Net investment in capital assets or Restricted*.

Fund Balance: Governmental funds report fund balance classifications that comprise a hierarchy based primarily on the extent to which the Town is bound to honor constraints on the specific purposes for which amounts in those funds can be spent. Fund balance is reported under the following classifications:

Nonspendable fund balance – This component indicates amounts that cannot be spent because they are either (a) not in spendable form or (b) legally or contractually required to be maintained intact. "Not in spendable form" includes items that are not expected to be converted to cash, for example, inventories and prepaid amounts. It also includes the long-term amount of loans and notes receivable, as well as property acquired for resale. However, if the use of the proceeds from the collection of those receivables or from the sale of those properties is restricted, committed, or assigned, then they should be included in the appropriate fund balance classification (restricted, committed, or assigned), rather than the nonspendable fund balance. The corpus (or principal) of a permanent fund is an example of an amount that is legally or contractually required to be maintained intact.

Restricted fund balance – This component indicates amounts that are restricted to specific purposes when constraints placed on the use of resources are either (a) externally imposed by creditors (such as through debt covenants), grantors, contributors, or laws or regulations of other governments, or (b) imposed by law through constitutional provisions or enabling legislation. It is the Town's policy to have no restricted fund balance in the General Fund. Restricted amounts will be budgeted and reported in special revenue funds, capital projects funds, or debt service funds.

NOTE A - SIGNIFICANT ACCOUNTING POLICIES (Continued)

Fund Balance (Continued)

Committed fund balance – This component includes amounts that can be used only for specific purposes pursuant to constraints imposed by the Town Council by the adoption of an ordinance, the Town's highest level of decision making authority. Those committed amounts cannot be used for any other purpose unless the Town removes or changes the specified use by taking the same type of action (ordinance) it employed to previously commit those amounts. Commitment of fund balance may be made for such purposes including, but not limited to: a) major maintenance and repair projects; b) meeting future obligations resulting from a natural disaster; c) accumulating resources pursuant to stabilization arrangements; d) establishing reserves for disasters; and or e) setting aside amounts for specific projects or purposes.

Assigned fund balance – This component includes amounts intended to be used by the Town for specific purposes, but are neither restricted nor committed. Assignment of fund balance may be a) made for a specific purpose that is narrower then the general purposes of the government itself; and/or b) used to reflect the appropriation of a portion of existing unassigned fund balance to eliminate a projected deficit in the subsequent year's budget in an amount no greater than the projected excess of expected expenditures over expected revenues. In accordance with the Town's fund balance policy, assignments can be made by formal action of the Town Council. Assigned fund balance shall reflect management's intended use of resources as set forth in the annual budget (and any amendments thereto). Assigned fund balance may or may not be appropriated for expenditure in the subsequent year depending on the timing of the project/reserve for which it was assigned.

Unassigned fund balance – This component includes the residual classification for the general fund. This classification represents fund balance that has not been assigned to other funds and that has not been restricted, committed, or assigned to specific purposes within the general fund. The general fund should be the only fund that reports a positive unassigned fund balance amount. In other governmental funds, it may be necessary to report a negative unassigned fund balance if expenditures incurred for specific purposes exceeded the amounts restricted, committed, or assigned to those purposes. A negative unassigned fund balance may be reported only after any amount reported as assigned fund balance has been eliminated.

The Town will maintain a minimum level of unassigned fund balance of 25% of general Fund operating expenditures. If after the annual audit, prior committed or assigned fund balance causes the unassigned fund balance to fall below 25% of general fund operating expenditures, the Town Manager will so advise the Town Council in order for necessary action to be taken to restore unassigned fund balance to 25% of General Fund operating expenditures.

NOTE A - SIGNIFICANT ACCOUNTING POLICIES (Continued)

Fund Balance (Continued)

> The Town Manager will prepare and submit a plan to the Town Council, that may include expenditure reductions, revenue increases, use of non-recurring revenues, budget surpluses and excess resources in other funds to restore fund balance to the minimum level. The Town shall take action necessary to restore the unassigned fund balance to acceptable levels within two years.
>
> *Unrestricted fund balance* – The total of committed fund balance, assigned fund balance, and unassigned fund balance

When an expenditure is incurred for purposes for which both restricted and unrestricted (committed, assigned, or assigned) amounts are available, it is the Town's policy to reduce the restricted amounts first. When an expenditure is incurred for purposes for which amounts in any of the unrestricted fund balance classifications could be used, it is the Town's policy to reduce committed amounts first, followed by assigned amounts, and then unassigned amounts.

Encumbrances: Budgets in governmental funds are encumbered upon issuance of purchase orders, contracts, or other forms of legal commitments. Appropriations expire at year end, even if encumbered, but it is the Town's policy to re-appropriate such amounts at the beginning of the next fiscal year.

Compensated Absences: The Town accrues accumulated vacation and sick leave time for all permanent, full-time employees, subject to certain limitations. The Town's policy provides that employees shall receive 100% of their accrued vacation and 50% of their accrued sick leave over 320 hours for full-time employees and 160 hours for part-time employees, upon termination of service. Upon retirement, an employee will be paid 50% of all accrued and unused sick leave not to exceed 800 hours for full-time employees and 400 hours for part-time employees. The liability for compensated absences attributable to the Town's governmental funds is recorded in the government-wide financial statements. The amount attributable to the business-type activities is charged to expense with a corresponding liability established in the government-wide financial statements as well as the Enterprise Fund. The Town includes all applicable payroll taxes and benefits in the accrual for compensated absences.

Interfund Transactions: Transactions between funds during the year consisted of loans, services provided, reimbursements or transfers. The current portion of interfund loans are reported as Due from Other Funds and Due to Other Funds as appropriate. The non-current portion of interfund loans are reported as Advances to Other Funds and Advances from Other Funds as appropriate. Interfund loans are subject to elimination in the government-wide financial statements. Services, deemed to be reasonably equivalent in value, are treated as revenue and expenditures/expenses. Reimbursements occur when one fund incurs a cost, charges the appropriate benefiting fund and reduces its related cost as a reimbursement. All other interfund transactions are presented as transfers. Transfers within the governmental and business-type activities are eliminated in the government-wide financial statements.

NOTE A - SIGNIFICANT ACCOUNTING POLICIES (Continued)

Implementation of Governmental Accounting Standards Board Statements: The Town implemented the following Governmental Accounting Standards Board Statements during the fiscal year ended September 30, 2016:

In February 2015, the GASB issued Statement No. 72, *Fair Value Measurement and Application*. This Statement provides guidance for determining a fair value measurement for financial reporting purposes and also provides guidance for applying fair value of certain investments and disclosures related to all fair value measurements. The adoption of this statement resulted in improved disclosures related to the fair value measurement of investments.

In June 2015, the GASB issued Statement No. 73, *Accounting and Financial Reporting for Pensions and Related Assets That Are Not Within the Scope of GASB Statement 68, and Amendments to Certain Provisions of GASB Statements 67 and 68*. This Statement improves the usefulness of information about pensions included in the general purpose external financial reports of state and local governments for making decisions and assessing accountability. Certain sections of this Statement were effective for the fiscal year ending September 30, 2016 and the remaining sections are effective for the fiscal year ending September 30, 2017. The adoption of this statement did not impact the Town's financial statements.

In June 2015 the GASB issued Statement No. 76, *The Hierarchy of Generally Accepted Accounting Principles for State and Local Governments.* This Statement identifies – in the current governmental financial reporting environment – the hierarchy of generally accepted accounting principles. The adoption of this statement did not impact the Town's financial statements.

In December 2015 the GASB issued Statement No. 79, *Certain External Investment Pools and Pool Participants*. This Statement establishes criteria for an external investment pool to qualify for making an election to measure all of its investments at amortized cost for financial reporting purposes. The adoption of this statement did not have any significant impact on the Town's financial statements.

In March 2016, the GASB issued Statement No. 82, *Pension Issues – an amendment of GASB Statements No. 67, No. 68, and No. 73*. This Statement addresses issues regarding the presentation of payroll-related measures in required supplementary information, the selection of assumptions and the treatment of deviations from the guidance in an Actuarial Standard of Practice for financial reporting purposes, and the classification of payments made by employers to satisfy employee (plan member) contribution requirements. The adoption of this statement did not have any significant impact on the Town's financial statements.

NOTE A - SIGNIFICANT ACCOUNTING POLICIES (Continued)

Recently Issued Accounting Pronouncements: A brief description of new accounting pronouncements that might have a significant impact on the Town's financial statements is presented below. Management is currently evaluating the impact of the adoption of these new standards on the Town's financial statements.

In June 2015, the GASB issued Statement No. 73, *Accounting and Financial Reporting for Pensions and Related Assets That Are Not Within the Scope of GASB Statement 68, and Amendments to Certain Provisions of GASB Statements 67 and 68*. This Statement improves the usefulness of information about pensions included in the general purpose external financial reports of state and local governments for making decisions and assessing accountability. Certain sections of this Statement were effective for the fiscal year ending September 30, 2016 and the remaining sections are effective for the fiscal year ending September 30, 2017.

In June 2015, the GASB issued Statement No. 74, *Financial Reporting for Postemployment Benefit Plans Other Than Pension Plans*. This Statement improves the usefulness of information about postemployment benefits other than pensions included in the general purpose external financial reports of state and local government OPEB plans for making decisions and assessing accountability. This Statement is effective for the fiscal year ending September 30, 2017.

In June 2015 the GASB issued Statement No. 75, *Accounting and Financial Reporting for Postemployment Benefits Other Than Pensions.* This Statement improves accounting and financial reporting by state and local governments for postemployment benefits other than pensions. It also improves information provided by state and local governmental employers about financial support for OPEB that is provided by other entities. This Statement is effective for the fiscal year ending September 30, 2018.

In August 2015 the GASB issued Statement No. 77, *Tax Abatement Disclosures.* This Statement improves financial reporting by giving users of financial statements essential information that is not consistently of comprehensively reported to the public at present. This Statement is effective for the fiscal year ending September 30, 2017.

In December 2015 the GASB issued Statement No. 78, *Pensions Provided Through Certain Multiple-Employer Defined Benefit Pension Plans.* This Statement addresses a practice issue regarding the scope and applicability of Statement No. 68, *Accounting and Financial Reporting for Pensions*. This Statement is effective for the fiscal year ending September 30, 2017.

Estimates: Management uses estimates and assumptions in preparing financial statements in accordance with U.S. generally accepted accounting principles. Those estimates and assumptions affect the reported amounts of assets and liabilities, the disclosure of contingent assets and liabilities, and the reported revenue and expenditures. Actual results could vary from the estimates that were used.

NOTE B – DEPOSITS AND INVESTMENTS

Deposits

Custodial Credit Risk: Deposits are exposed to custodial credit risk if they are not covered by depository insurance and the deposits are uncollateralized. All deposits with financial institutions were entirely covered by a combination of federal depository insurance and a collateral pool pledged to the State Treasurer of Florida by financial institutions which comply with the requirements of Florida Statutes and have been designated as a qualified public depository by the State Treasurer. Qualified public depositories are required to pledge collateral to the State Treasurer with a fair value equal to a percentage of the average daily balance of all government deposits in excess of any federal deposit insurance. In the event of a default by a qualified public depository, all claims for government deposits would be satisfied by the State Treasurer from the proceeds of federal deposit insurance, pledged collateral of the public depository in default and, if necessary, a pro rata assessment to the other qualified public depositories in the collateral pool. The Town's deposits are considered insured for custodial credit risk purposes. At September 30, 2016, the carrying amount of the Town's deposits with financial institutions was $24,027,055 and the bank balance was $24,881,802, excluding pension trust funds. Deposits include $11,500,000 in certificates of deposit that are classified as investments in the financial statements. The Town also had $5,000 in petty cash.

Equity in Pooled Cash and Investments: The Town maintains a cash and investment pool that is available for use by all funds. Each fund's portion of this pool is displayed as "Equity in pooled cash and investments." Investment earnings are allocated to the participating funds based on each fund's relative percentage of investments.

At September 30, 2016, the Town's pooled cash and investments consisted of the following:

Description	Weighted Average Maturity	Fair Value
Deposits with financial institutions		$ 12,124,703
External investment pool	44 days	5,093,962
Money market fund	49 days	253,848
Commercial paper	183 days	19,170,247
Federal Agencies	617 days	14,521,488
U.S. Treasuries	633 days	12,026,225
Municipal bonds	830 days	450,545
Corporate notes	1,066 days	4,070,083
Florida Municipal Investment Trust		
1-3 Year High Quality Bond Fund	1.37 years	25,057,479
Intermediate High Quality Bond Fund	3.60 years	11,686,065
Total pooled cash and investments		$104,454,645

NOTE B – DEPOSITS AND INVESTMENTS (Continued)

Investments

Investment Authorization: Florida Statutes and the Town Council adopted investment policies authorize the Town to invest surplus funds in the Florida Municipal Investment Trust; negotiable direct obligations of or obligations unconditionally guaranteed by the U.S. Government; interest-bearing time deposits, savings accounts, or certificates of deposits in financial institutions located in Florida and organized under federal or Florida laws (provided that any such deposits are secured by the Florida Security for Public Deposits Act); obligations of the Federal Farm Credit Banks, Freddie Mac, the Federal Home Loan Association; corporate notes rated A or higher; commercial paper; and any additional investments authorized by the investment policy. Pursuant to the Town Code and Town Council adopted investment policies, the Town Retirement Board has full power and authority to invest and reinvest funds subject to the general terms, conditions, limitations and restrictions imposed by Florida Statutes on the investments of public employee retirement systems.

Custodial Credit Risk: Custodial credit risk for investments is the risk that, in the event of the failure of the counterparty to a transaction, a government will not be able to recover the value of investment or collateral securities that are in the possession of an outside party. The Town and its pension plans require all securities to be held by a third party custodian in the name of the Town. Securities transactions between a broker-dealer and the custodian involving the purchase or sale of securities must be made on a "delivery versus payment" basis to ensure that the custodian will have the security or money, as appropriate, in hand at the conclusion of the transaction. Investments in open-end mutual funds and external investment pools are not exposed to custodial credit risk because their existence is not evidenced by securities that exist in physical or book entry form. Consequently, the Town's investments in mutual funds, alternative investments, and the Florida Municipal Investment Trust are not exposed to custodial credit risk.

Credit Risk: Credit risk is the risk that an issuer or other counterparty to an investment will not fulfill its obligations. The Town's investment policy addresses credit risk by limiting investments to the safest types of securities and diversifying the investment portfolio. Rating by a nationally recognized statistical rating organization ("NRSRO") is an indication of credit risk. The Town requires that all investments in debt securities be rated A or higher by a NRSRO. The Town's pension plans investment policies address credit risk by limiting investments to bonds or preferred stocks rated investment grade or above, unless specifically approved by the Board. Securities which are unrated may be purchased, if in the judgment of the investment manager, they would carry an investment grade rating. Short-term money market instruments are restricted to those with a rating not less than A-1 or P-1.

NOTE B – DEPOSITS AND INVESTMENTS (Continued)

Investments (Continued)

Concentration of Credit Risk: Concentration of credit risk is defined as the risk of loss attributed to the magnitude of a government's investment in a single issuer. The Town does not have any specific policy for concentration of credit risk, although it does provide for diversification to limit the potential losses on individual securities. The Town's pension plans' investment policies provide that no investment manager may purchase equity or fixed income securities of any one issuer that would cause the holding of that one issuer to exceed 5% of the respective portfolio. In addition, not more than 2% of each investment manager's portfolio shall be invested in the commercial paper of a single issuer or in bank certificates of deposit of a single issuer. Investments in broadly-based index funds, mutual funds, alternative investments, and U.S. Government and Agency securities are excluded from this limitation.

Interest Rate Risk: Interest rate risk is the risk that changes in interest rates will adversely affect the fair value of an investment. Generally, the longer the time to maturity, the greater the exposure to interest rate risks. The Town's investment policy minimizes interest rate risk by structuring its investment portfolio so that securities mature to meet cash requirements for ongoing operations, thereby avoiding the need to sell securities on the open market prior to maturity. Operating funds are invested primarily in shorter-term securities, money market mutual funds, or similar investment pools. Generally, investments are limited to instruments maturing within five years of purchase.

Foreign Currency Risk: Foreign currency risk is the risk that changes in exchange rates will adversely affect the fair value of an investment. While there was no direct exposure to foreign currency risk in the Town's general operating investments at September 30, 2016, the Town's General Employees' Pension Trust Fund, the Police Officers' Retirement Trust Fund, the Firefighters' Retirement Trust Fund, and OPEB Trust Fund held investments in international equity mutual funds.

The Town's investments in international equity mutual funds as of September 30, 2016 are as follows:

Fund	Fair Value
General Employees' Pension Trust Fund	$ 20,858,527
Police Officers' Pension Trust Fund	16,716,450
Firefighters' Pension Trust Fund	15,872,013
OPEB Trust Fund	5,260,429
Total international equity mutual funds	$ 58,707,419

NOTE B – DEPOSITS AND INVESTMENTS (Continued)

General Operating Investments

As a means of limiting its exposure to interest rate risk, the Town diversifies its investments by security type and institution, and limits holdings in any one type of investment with any one issuer with various durations of maturities. Information about the sensitivity of the fair values of the Plan's investments to market interest rate fluctuations is provided by the following table that shows the distribution of the Plan's investments by maturity at September 30, 2016:

		Investment Maturities in Years	
Investment	Fair Value	Less than 1	1 to 5
U.S. Treasuries	$ 12,026,225	$ 6,248,600	$ 5,777,625
Federal Agencies	14,521,488	5,063,282	9,458,206
Corporate notes	4,070,083	215,006	3,855,077
Municipal bonds	450,545		450,545
Commercial paper	19,170,247	19,170,247	
External investment pool	5,093,962	5,093,962	
Money market fund	253,848	253,848	
Certificates of deposit	11,500,000	4,000,000	7,500,000
Florida Municipal Investment Trust			
1-3 Year High Quality Bond Fund	25,057,479		25,057,479
Intermediate High Quality Bond Fund	11,686,065		11,686,065
Total general operating investments	$ 103,829,942	$ 40,044,945	$ 63,784,997

NOTE B – DEPOSITS AND INVESTMENTS (Continued)

General Operating Investments (Continued)

The Town's investment policy addresses credit risk by limiting investments to the safest types of securities and diversifying the investment portfolio. Credit rating is also an indication of credit risk. The ratings for the general operating investments at September 30, 2016 are summarized below:

Investment Type	S&P Rating	Moody's Rating	Fair Value
U.S. Treasuries	AA+	Aaa	$ 12,026,225
Federal Agencies	AA+	Aaa	14,521,488
Corporate notes	AAA	Aaa	129,585
Corporate notes	AA	Aa2	50,085
Corporate notes	AA-	A1	922,632
Corporate notes	AA-	Aa3	518,881
Corporate notes	A+	A1	210,206
Corporate notes	A	A1	511,056
Corporate notes	A	A2	888,548
Corporate notes	A-	A2	202,627
Corporate notes	A-	A3	354,599
Corporate notes	BBB+	A3	281,864
Municipal bonds	AA	Aa2	450,545
Commercial paper	AA	Aa2	19,170,247
External investment pool	AAAm	Not Rated	5,093,962
Money market fund	AAAm	Aaa-mf	253,848
Florida Municipal Investment Trust			
1-3 Year High Quality Bond Fund	(1)	(1)	25,057,479
Intermediate High Quality Bond Fund	(2)	(2)	11,686,065
Total investments			$ 92,329,942

(1) The FMIT 1-3 Year High Quality Bond Fund is not rated by S&P or Moody's, but it is rated AAAf/S2 by Fitch.

(2) The FMIT Intermediate High Quality Bond Fund is not rated by S&P or Moody's, but it is rated AAAf/S3 by Fitch.

NOTE B – DEPOSITS AND INVESTMENTS (Continued)

General Operating Investments (Continued)

The Florida Municipal Investment Trust (the "FMIT") is an inerlocal governmental entity created created in 1993 under the laws of the State of Florida to provide eligible units of local governments with an investment vehicle to pool their surplus funds and to reinvest such funds in one or more investment portfolios under the direction and daily supervision of an investment advisor. The Florida League of Cities serves as the administrator, investment manager, and secretary-treasurer of the FMIT. The FMIT is an Authorized Investment under Section 218.415 Florida Statutes. The FMIT is exempt from registration under the Securities Act of 1933, the Investment Company Act of 1940 and the Florida Securities and Investors Protection Act. The FMIT is a Local Government Investment Pool and is considered an external investment pool for GASB reporting purposes. Purchases and redemptions of shares in the FMIT may only be made on or about the end of each month and the Town must maintain an account balance of at least $50,000. The Town reports its investment in the FMIT at fair value in accordance with the GASB 72 fair value hierarchy.

The Florida Education Investment Trust Fund (the "FEITF") is a common law trust organized under the laws of the State of Florida and is designed to meet the cash management and short-term investment needs of school districts, political subdivisions of the State or instrumentalities of political subdivisions of the State. The Florida School Boards Association and the Florida Association of District School Superintendents sponsor the FEITF. The FEITF's investment objective is to provide investors with the highest possible investment yield, while maintaining liquidity and preserving capital. The FEITF provides daily liquidity and allows unlimited investments and redemptions. The minimum investment is $10,000. The FEITF is an external investment pool and is not registered with the Securities and Exchange Commission (SEC); however the FEITF operates in a manner consistent with the requirements for an SEC Investment Company Act of 1940, Rule 2a-7 like external investment pool, which permits money market funds to use amortized cost to maintain a constant net asset value (NAV) of $1 per share. The investment in the FEITF is reported at amortized cost in accordance with GASB Statement No. 79, *Accounting and Financial Reporting for Certain Investments and for External Investment Pools* (GASB 79). The investment in the FEITF is not insured by the FDIC or any other governmental agency.

The Goldman Sachs Financial Square Treasury Solutions Trust is a Delaware statutory trust registered under the Investment Company Act of 1940 as an open-end management investment company. The investment valuation policy of the Trust is to use the amortized cost method permitted by Rules 2a-7 under the Act, which approximates market value, for valuing portfolio securities.

NOTE B – DEPOSITS AND INVESTMENTS (Continued)

General Operating Investments (Continued)

Fair Value Hierarchy

GASB 72 establishes a three-tier fair value hierarchy. The hierarchy is based on valuation inputs used to measure the fair value as follows:

Level 1: Inputs are directly observable, quoted prices in active markets for identical assets or liabilities.

Level 2: Inputs are other than quoted prices included within Level 1 that are for the asset or liability, either directly or indirectly. These inputs are derived from or corroborated by observable market data through correlation or by other means.

Level 3: Inputs are unobservable inputs used only when relevant Level 1 and Level 2 inputs are unavailable.

The level in which an asset is assigned is not indicative of its quality but an indication of the source of valuation inputs.

The following table presents a summary of the fair value hierarchy for the Town's operating investments as of September 30, 2016:

Investments by Level	Fair Value	Quoted Prices in Active Markets for Identical Assets Level 1	Significant Other Observable Inputs Level 2	Significant Unobservable Inputs Level 3
U.S. Treasuries	$ 12,026,225	$	$ 12,026,225	$
Federal Agencies	14,521,488		14,521,488	
Corporate notes	4,070,083		4,070,083	
Municipal bonds	450,545		450,545	
Commercial paper	14,190,247		14,190,247	
FMIT 1-3 Year High Quality Bond Fund	25,057,479		25,057,479	
FMIT Intermediate High Quality Bond Fund	11,686,065		11,686,065	
	$ 82,002,132	$	$ 82,002,132	$

NOTE B – DEPOSITS AND INVESTMENTS (Continued)

General Operating Investments (Continued)

Investments Reported at Cost or Amortized Cost

Certain investments are exempt from reporting under the fair value hierarchy. Depending on the nature of the investment, these investments are reported at cost, amortized cost, or net asset value.

As of September 30, 2016, the Town held the following investments that are reported at amortized cost:

Investment	Amortized Cost
Florida Education Investment Trust Fund	$ 5,093,962
Goldman Sachs Financial Square Treasury Solutions Fund	253,848
	$ 5,347,810

As of September 30, 2016, the Town held certificates of deposit in the amount of $11,500,000 that are reported at cost.

OPEB Trust Fund Investments

Investment Authorization: In addition to the Town's investment policy, the OPEB Trust Fund is authorized to invest in domestic and international equity securities, corporate bonds, mutual funds, and investment partnerships and other alternative investments within certain limitations established by the Town Code.

Fair Value Hierarchy: The following table presents a summary of the fair value hierarchy for the Town's OPEB Trust Fund investments as of September 30, 2016:

Investments by Level	Fair Value	Quoted Prices in Active Markets for Identical Assets Level 1	Significant Other Observable Inputs Level 2	Significant Unobservable Inputs Level 3
Mutual funds				
Domestic equity funds	$ 8,693,726	$ 8,693,726	$	$
International equity funds	5,260,429	5,260,429		
Domestic fixed income funds	2,408,268	2,408,268		
Inflation hedging funds	2,326,469	2,326,469		
	$ 18,688,892	$ 18,688,892	$ -	$

NOTE B – DEPOSITS AND INVESTMENTS (Continued)

OPEB Trust Fund Investments (Continued)

Investments Reported at Net Asset Value: The following table presents a summary of the Town's OPEB Trust Fund investments reported at net asset value as of September 30, 2016:

Investments Measured at Net Asset Value		Net Asset Value
State Street U.S. Government Short Term Investment Fund	$	164,811
Alternative investments - hedge funds		
Forester Offshore Ltd.		2,066,150
Archstone Absolute Return Strategies Fund, Ltd.		2,737,931
Total Investments Measured at Net Asset Value	$	4,968,892

The State Street Global Advisors U.S. Government Short Term Investment Fund (GSTIF) seeks to provide safety of principal, daily liquidity, and a competitive yield over the long term. The GSTIF is not a "money market fund" registered with the Securities and Exchange Commission, and is not subject to the various rules and limitations that apply to such funds. There can be no assurance that the GSTIF will maintain a stable net asset value. The GSTIF invests in securities issued by the U.S. Government or its agencies or instrumentalities, and in repurchase agreements with respect to such securities. Obligations of certain agencies or instrumentalities of the U.S Government, such as Ginnie Mae, are backed by the full faith and credit of the U.S. Government; obligations of other agencies or instrumentalities of the U.S. Government may not be. The GSTIF is actively managed, does not use futures or other derivatives, and may invest in other investment funds. The GSTIF is valued at net asset value per share.

At September 30, 2016, approximately 18% of the OPEB Trust Fund investments were invested in alternative investments. These alternative investment funds invest primarily in domestic and foreign private equity partnerships and other alternative investment equity funds. The investments in the underlying funds are generally valued at fair value as determined by the management of the fund by reference to the value of the underlying fund's net assets, if available, or by the valuations of a fund's underlying net assets as provided by the general partner or investment manager, if the assets are not publicly traded. The funds may also hold certain investments which may be valued by a single market maker. While the fund managers use their best judgment in estimating the fair values of underlying funds, there are inherent limitations in any estimation technique. Accordingly, the fair values of alternative investment funds have been estimated by the Town's management and investment advisors in the absence of readily ascertainable market values. Therefore, the values of such funds are not necessarily indicative of the amount that could be realized in a current transaction. The fair values may differ significantly from the values that would have been used had a ready market for the underlying funds existed, and the differences could be material. Future confirming events will also affect the estimates of fair value, and the effect of such events on the estimates of fair value could be material.

NOTE B – DEPOSITS AND INVESTMENTS (Continued)

OPEB Trust Fund Investments (Continued)

Forester Offshore Ltd. (Forester) is an exempted company incorporated under the laws of the Cayman Islands. Forester commenced operations January 1, 2004. An investment in Forester may be deemed speculative and is not intended as a complete investment program. It is designed only for experienced and sophisticated persons who are able to bear the risk of the substantial impairment or loss of their investment. Forester seeks to provide investors with the maximum appreciation of capital while incurring reasonable risk by investing primarily in a diversified group of fund managers. Over the medium to long term Forester aims to achieve risk-adjusted returns that are superior to the broad market averages such as the S&P 500 Index. Forester generally invests with fund managers that employ a classic hedge fund approach by taking short positions as well as long positions typically in equity securities and may use leverage to magnify the effects of stock selection. Forester is valued at net asset value per share. Shares may be redeemed annually. Redemptions must be requested by written notice 95 days prior to the redemption date.

The Archstone Absolute return Strategies Fund, Ltd. (Archstone) is an exempted company with limited liability incorporated on December 6, 2001 under the provisions of the Companies Law of the Cayman Islands. Archstone commenced operations on January 1, 2002 and is registered as a mutual fund under the Mutual Fund Laws of the Cayman Islands. Archstone was for primarily with the purpose of achieving long-term growth of capital with reduced volatility by allocating its capital among various money managers that, as a group, employ a variety of investment techniques and strategies. By investing through this diverse group, Archstone will seek to provide investors with access to the varied skill and expertise of these managers while at the same time lessening risks and volatility associated with investing through any one particular manager. Archstone will trade in securities indirectly by investing its assets in particular investment funds and investment managers. Archstone is valued at net asset value per share. On December 31, 2016, the OPEB Trust redeemed its shares in Archsotne.

In addition to interest rate risk, credit risk, custodial credit risk, and concentration of credit risk, the alternative investment funds expose the fiduciary funds to certain other risks, including liquidity risks, counterparty risks, foreign political, economic, and governmental risks, and market risk. In addition, these investments may have restrictions for liquidating positions in these funds. The value, liquidity, and related income of certain securities with contractual cash flows, such as asset backed securities collateralized by mortgage obligations, commercial mortgage backed securities, and mutual funds investing in these securities or entities, are particularly sensitive to changes in economic conditions, including real estate value, delinquencies or defaults, or both, and may be adversely affected by shifts in the market's perception of the issuers and changes in interest rates.

Due to the various risks associated with certain investments, it is at least reasonably possible that changes in the values of investments will occur in the near term and that such changes could materially affect the amounts reported in the accompanying financial statements.

As a means of limiting its exposure to interest rate risk, the OPEB Trust Fund diversifies its investments by security type and institution, and limits holdings in any one type of investment with any one issuer

NOTE B – DEPOSITS AND INVESTMENTS (Continued)

OPEB Trust Fund Investments (Continued)

with various durations of maturities. Information about the sensitivity of the fair values of the Trust Fund's investments to market interest rate fluctuations is provided by the following table that shows the distribution of the investments by maturity at September 30, 2016:

	Investment Maturities in Years		
	Fair Value	Less Than 1	1 to 5
Domestic fixed income funds	$ 5,408,268	$	$ 5,408,268
State Street U.S. Government Short Term Investment Fund	164,811	164,811	
Total fixed income investments	$ 5,573,079	$ 164,811	$ 5,408,268

As of September 30, 2016, the OPEB Trust Fund investments have not been rated by a nationally recognized statistical rating organization.

Town of Palm Beach Retirement System Investments

Type of Investments: Florida statutes and the Plan investment policy authorize the Trustees to invest funds in various investments. The current target allocation of these investments at market as of September 30, 2016 is as follows:

Authorized Investments	
Domestic equity funds	15.0%
Developed equity funds	15.0%
Emerging markets equity funds	10.0%
Fixed income funds	17.5%
High yield fixed income funds	2.5%
TIPS (Treasury Inflation Protected Securities / Bond Mutual Funds)	2.5%
Hedge funds	15.0%
Commodities	2.5%
Real estate funds	10.0%
Private equity funds	10.0%

Interest Rate Risk: Interest rate risk is the risk that changes in market interest rates will adversely affect the fair value of an investment. Generally, the longer the maturity of an investment the greater the sensitivity of its fair value to changes in the market interest rates. As a means to limiting its exposure to interest rate risk, the Plan diversifies its investments by security type and institution, and limits holding in any one type of investment with any one issuer with various durations of maturities.

NOTE B – DEPOSITS AND INVESTMENTS (Continued)

Town of Palm Beach Retirement Investments (Continued)

Information about the sensitivity of the fair values of the Plan's investments to market interest rate fluctuations is provided by the following tables that show the distribution of the Plan's investments by maturity at September 30, 2016:

		Investment Maturities in Years		
Investment Type	Fair Value	Less than 1	1 to 5	6 to 10
Fixed income securities	$ 40,185,496	$	$ 20,352,249	$ 19,833,247

Credit Risk: Credit risk is the risk that a security or a portfolio will lose some or all of its value due to a real or perceived change in the ability of the issuer to repay its debt. This risk is generally measured by the assignment of a rating by a nationally recognized statistical rating organization. The Plan's investment policy utilizes portfolio diversification in order to control this risk.

The following table discloses credit ratings by investment type, at September 30 2016, as applicable:

Credit Rating by Standard & Poor's	Fair Value
AAA	$ 14,906,077
AA+	11,600,783
AA	1,602,230
A	2,787,035
A-	1,017,613
BBB+	1,221,135
BBB	3,997,790
BBB-	1,017,613
BB	203,523
Not rated	1,831,697
Total fixed income securities	$ 40,185,496

Concentration of Credit Risk: The investment policy of the Plan contains limitations on the amount that can be invested in any one issuer as well as maximum portfolio allocation percentages. There were no individual investments that represent 5% or more of plan net asset at September 30, 2016.

NOTE B – DEPOSITS AND INVESTMENTS (Continued)

Town of Palm Beach Retirement Investments (Continued)

Custodial Credit Risk: Deposits are exposed to custodial risk if they are uninsured and uncollateralized. Custodial risk for deposits is the risk that, in the event of the failure of a depository financial institution, the Plan will not be able to recover its deposits or will not be able to recover collateral securities that are in the possession of an outside party. The Plan's deposits are covered by depository insurance or are collateralized by securities held with a financial institution in the Plan's name. The Plan is only exposed to custodial credit risk for uncollateralized cash and cash equivalents that are not covered by federal depository insurance.

Custodial risk for investments is the risk that, in the event of the failure of the counterparty to a transaction, the Plan will not be able to recover the value of its investment or collateral securities that are in the possession of an outside party. Investment securities are exposed to custodial risk if the securities are uninsured, are not registered in the name of the Plan, and are held either by the counterparty or the counterparty's trust department or agent but not in the Plan's name.

Consistent with the Plan's investment policy, the investments are held by Plan's custodial banks and registered in the Plan's name. All of the Plan's deposits are insured and or collateralized by a financial institution separate from the Plan's depository financial institution.

Risk and Uncertainties: The Plan invests in various investment securities. Investment securities are exposed to various risks such as interest rate, market, and credit risks. Due to the level of risk associated with certain investment securities, it is at least reasonably possible that changes in the values of investment securities will occur in the near term and that such change could materially affect the amounts reported in the statement of fiduciary net position. The Plan, through its investment advisor, monitors the Plan’s investment and the risks associated therewith on a regular basis, which the Plan believes minimizes these risks.

Rate of Return: For the year ended September 30, 2016, the annual money-weighted rate of return on Pension Plan investments, net of pension plan investment expenses was negative 7.80%. The money-weighted rate of return expresses investment performance, net of investment expense, adjusted for the changing amounts actually invested. Inputs to the dollar-weighted rate of return valuation are determined on a monthly basis.

Fair Value Hierarchy: The Plan categorizes its investments in accordance with the fair value hierarchy established by generally accepted accounting principles. The following is a description of the fair value techniques for the for the Plan’s investments:

Level 1 and Level 2 prices are obtained from various pricing sources by the Plan’s custodian bank. Short term investments, which consist of money market funds, are reported at amortized cost which is fair value. Equity securities traded on national or international exchanges are valued at the last reported sales price or current exchange rates (Level 1). This includes common stock and REITS.

NOTE B – DEPOSITS AND INVESTMENTS (Continued)

Town of Palm Beach Retirement Investments (Continued)

Fair Value Hierarchy (Continued)

The Plan has investments in alternative asset classes including funds of hedge funds, private equity funds, and real estate funds which hold a variety of investment vehicles that do not have readily available market quotations. These investments are measured at net asset value based on their proportionate share of the value of the investments as determined by the fund managers and are valued according to methodologies which include pricing models, discounted cash flow models, and similar techniques.

A summary of the Plan's investments as of September 30, 2016 is as follows:

Investments by Level	Balance	Quoted Prices in Active Markets for Identical Assets Level 1	Significant Other Observable Inputs Level 2	Significant Unobservable Inputs Level 3
Equity securities				
Common stock	$ 17,482,255	$ 17,482,255	$	$
REITS	862,847	862,847		
Total equity securities	18,345,102	$ 18,345,102	$	$
Mutual funds				
International	16,827,990	16,827,990		
Fixed income	19,833,247	19,833,247		
REITS	10,021,180	10,021,180		
Total mutual funds	46,682,417	$ 46,682,417	$	$
Investments Measured at Net Asset Value				
Commingled domestic equity fund	18,150,864			
Commingled funds - emerging markets	20,507,420			
Fixed income collective trust	20,352,249			
Private equity - international equity	16,111,579			
Private equity - secondary markets	5,669,347			
Private equity - real estate	12,377,266			
Hedge funds				
Inflation	3,298,993			
Multi-strategy	21,386,146			
Venture capital	2,047,521			
Hybrid	6,861,741			
Total Investments Measured at Net Asset Value	126,763,126			
Money market funds (exempt)	1,751,722			
Total investments	$ 193,542,367			

NOTE B – DEPOSITS AND INVESTMENTS (Continued)

Town of Palm Beach Retirement Investments (Continued)

Fair Value Hierarchy (Continued)

The following table summarizes investments for which fair value is measured using the net asset value per share practical expedient, including their related unfunded commitments and redemption restrictions.

Investments Measured at Net Asset Value	Fair Value	Unfunded Commitments	Redemption Frequency If Currently Eligible	Redemption Notice Period in Days
Commingled domestic equity fund	$ 18,150,864	$	Daily	1-30
Commingled funds - emerging markets	20,507,420		N/A	N/A
Fixed income collective trust	20,352,249		N/A	N/A
Private equity - internaional equity	16,111,579		Monthly	30
Private equity - secondary markets	5,669,347	3,846,938	N/A	N/A
Private equity - real estate	12,377,266	8,502,467	N/A	N/A
Hedge funds				
Inflation	3,298,993		Monthly	1-30
Multi-strategy funds	21,386,146		Monthly, Quarterly	5-95
Venture capital	2,047,521	2,980,865	N/A	N/A
Hybrid	6,861,741	3,333,750	N/A	N/A
Total investments measured at NAV	$ 126,763,126			

Commingled domestic and emerging markets equity funds - Consisting of one domestic equity fund established to approximate performance of the S&P 500 Index over the long term and two emerging market funds are considered commingled in nature. The funds are valued at net asset value (NAV) of the units held at the end of the period based on the fair value of the underlying investments.

Fixed income collective trust - This fund is invested in a core plus fixed income collective trust strategy. The fund is valued at the net asset value.

Private equity – international equity – The objective of this fund is to provide investors with long-term capital appreciation by selecting and investing primarily in equity securities of non-U.S. issuers. The investment is valued at net asset value, redeemable on a monthly basis with 3- days prior notice required for all redemptions.

Private equity – secondary markets – This group consists of three funds invested in private equity investments through secondary markets. One of these funds focuses on acquiring high quality, mature assets with near term liquidity. These investments are valued at net asset value.

NOTE B – DEPOSITS AND INVESTMENTS (Continued)

Town of Palm Beach Retirement Investments (Continued)

Fair Value Hierarchy (Continued)

Private equity – real estate – This category consists of four funds. Two of the funds are closed end funds targeting high growth markets in urban, modern, green properties by acquiring undercapitalized properties and adding value through enhancements. These funds have very limited redemption right. Another fund pursues distressed and opportunistic real estate investment opportunities. The final real estate fund focuses on acquiring assets well located but with operationally impaired assets with distressed capital structures. These funds are valued at net asset value.

Inflation fund – This fund consists of a diversified inflation hedge which focuses on providing strong performance versus broad equity and fixed income markets during a rising inflation environment. The investment is redeemable on a monthly basis with notifications due by the 22nd business day of every month in advance of trade.

Multi-strategy funds – The three funds in this group aim to diversify risk and reduce volatility by combining other strategies. These strategies include hedged equity, event driven, and relative value. These funds are valued at net asset value per share. One fund (approximately 37% of this strategy) is eligible for redemptions monthly with five days' notice. The final fund (approximately 32% of this strategy) is eligible for redemptions quarterly with 65 days' notice.

Venture capital – This category consists of one fund which focuses primarily on early stage investments in start-up companies and later stage investments. A majority of the companies in the fund focus on information technology, software, media, and life sciences. Redemptions in this fund are not permitted.

Hybrid – This category consists of three closed end investment vehicles. One fund focuses on partnership investments in U.S. based buyout, recapitalization, and turnaround; one fund consists of global partnership investments in mezzanine debt, distressed debt, and venture debt; and the third fund consists predominantly of partnership investments in U.S. based venture capital and growth equity.

NOTE C – RECEIVABLES

Accounts receivable at September 30, 2016, are comprised of the following:

	General Fund	Beach Restoration Project Fund	Nonmajor Governmental Funds	Recreation Enterprise Fund
Accounts Receivable	$ 968,263	$ 140,915	$ 20,581	$ 8,760
Taxes Receivable	618,633	-	-	-
Total Receivables	1,586,896	140,915	20,581	8,760
Less Allowance for Doubtful Accounts	(698,544)	-	-	-
Net Receivables	$ 888,352	$ 140,915	$ 20,581	$ 8,760

NOTE D - CAPITAL ASSETS

For the fiscal year ended September 30, 2016, depreciation and amortization expense was charged to functions of the Governmental Activities as follows:

Governmental Activities	
General government	$ 311,036
Public safety	729,527
Physical environment	7,925,633
Transportation	400,300
Total depreciation and amortization Expense – governmental activities	$9,366,496

NOTE D - CAPITAL ASSETS (Continued)

The capital assets activity for the Governmental Activities for the year ended September 30, 2016 was as follows:

	Balance at Beginning of Year	Increases	Decreases	Balance at End of Year
Capital assets not being depreciated				
Land	$ 9,946,951	$	$	$ 9,946,951
Construction in progress	18,412,395	34,744,635	(41,050,636)	12,106,394
Total capital assets not being depreciated	28,359,346	34,744,635	(41,050,636)	22,053,345
Capital assets being depreciated				
Buildings	48,945,759	8,515,281		57,461,040
Improvements other than buildings	4,696,126	218,855		4,914,981
Equipment	19,680,117	1,438,574	(750,921)	20,367,770
Infrastructure	125,506,578	31,820,566	(8,219,512)	149,107,632
Intangible assets – facilities rights of use	1,186,607			1,186,607
Total capital assets being depreciated	200,015,187	41,993,276	(8,970,433)	233,038,030
Less accumulated depreciation and				
Buildings	(11,330,437)	(1,443,315)		(12,773,752)
Improvements other than buildings	(1,720,858)	(410,820)		(2,131,678)
Equipment	(10,052,335)	(1,472,611)	698,035	(10,826,911)
Infrastructure	(45,195,098)	(6,010,085)	8,219,512	(42,985,671)
Intangible assets – facilities rights of use	(1,105,021)	(29,665)		(1,134,686)
Total accumulated depreciation	(69,403,749)	(9,366,496)	8,917,547	(69,852,698)
Total capital assets being depreciated, net	130,611,438	32,626,780	(52,886)	163,185,332
Governmental activities capital assets, net	$158,970,784	$67,371,415	$(41,103,522)	$185,238,677

NOTE D - CAPITAL ASSETS (Continued)

The capital assets activity for the Business-type Activities for the year ended September 30, 2016 was as follows:

	Balance at Beginning of Year	Increases	Decreases	Balance at End of Year
Capital assets not being depreciated				
Land	$ 5,623,777	$	$	$ 5,623,777
Construction in progress				
Total capital assets not being depreciated	5,623,777			5,623,777
Capital assets being depreciated				
Buildings	6,221,038			6,221,038
Improvements other than buildings	11,255,958			11,255,958
Equipment	802,557	147,806		950,363
Total capital assets being depreciated	18,279,553	147,806		18,427,359
Less accumulated depreciation				
Buildings	(1,525,527)	(209,006)		(1,734,533)
Improvements other than buildings	(4,815,088)	(448,915)		(5,264,003)
Equipment	(490,368)	(63,923)		(554,291)
Total accumulated depreciation	(6,830,983)	(721,844)		(7,552,827)
Total capital assets being depreciated, net	11,448,570	(574,038)		10,874,532
Business-type activities capital assets, net	$ 17,072,347	$ 574,038	$	$ 16,498,309

NOTE E - INVESTMENT IN JOINT VENTURE

In September 1992, the Town entered into a joint interlocal agreement (the "Agreement") with Palm Beach County and three municipalities (West Palm Beach, Riviera Beach and Lake Worth) whereby prior separate agreements were consolidated into a single unified agreement to establish rules and procedures for the operation and management of the existing East Central Regional Wastewater Treatment Facilities (the "ECR") in which each participating entity had a financial interest. The ECR was created to receive, treat, and dispose of sewage generated within each municipality and the County. The initial term of the Agreement is for thirty years with a renewable term of thirty years. In the event the ECR is sold or disposed of, proceeds of the sale or disposition shall be prorated among the entities, based on their reserve capacity as of the date of disposition. As of September 30, 2015, the Town had an 8.57140% interest in the ECR. Under generally accepted accounting principles, the Town is required to account for this joint venture using the equity method. Accordingly, the Town recorded its initial investment at cost and is required to record its proportionate share of the ECR's income or loss as well as additional contributions made or distributions received. At September 30, 2015, the Town's 8.57140% equity interest in the ECR totaled $8,387,707. This investment is reported in the Governmental Activities Statement of Net Position as Investment in Joint Venture. The Town's investment in ECR was estimated using audited ECR financial information for the fiscal year ended September 30, 2015. The Town's management believes the investment in ECR, as reported, is fairly stated.

The Agreement provides for the establishment of a Governing Board (the "Board"), comprised of one representative from each entity participating in the Agreement, to administer ECR. Under the Agreement, the Board has the power to enter into contracts, employ personnel and enter into debt in accordance with Section 163.01(7) of Florida Statutes. In accordance with the Agreement, the City of West Palm Beach operates and manages ECR on behalf of the Board.

All costs of operating the ECR, excluding depreciation, are shared by each of the entities based on actual flows of wastewater. Costs associated with capital projects, renewal and replacement, and debt service are shared among the participating governments based on their pro-rata share of reserve capacity. The ECR Board is updating an engineering report on processing and disposal of biosolids at the facility, including the possibility of generating electricity on site. The initial study was prompted by changes in regulations regarding biosolids disposal. A substantial capital investment will be necessary to update the facilities. However, anticipated savings in the operation and maintenance costs as a result of the improvements should significantly reduce the impact of the increased debt service.

Based on a "Participatory Agreement" signed by all participants in April 1993, the ECR constructed improvements amounting to approximately $22,377,000, which was financed by the State of Florida, Department of Environmental Protection Revolving Loan Fund. Pledged revenue consisting of all fees and payments received by ECR will be used to repay the debt. As of September 30, 2011, the outstanding balance due to the State Loan Fund was $6,507,923 and the Town's share of this debt was $540,924 which was reflected as a liability in the Governmental Activities Statement of Net Position. On September 14, 2012, the ECR, utilizing part of the proceeds of a $14,000,000 bank loan, advance refunded the outstanding balance of the State Revolving Loan thereby extinguishing the Town's portion of the related debt.

NOTE E - INVESTMENT IN JOINT VENTURE (Continued)

The above referenced bank loan is a debt of the ECR and its debt service will be included in ECR operations and maintenance costs (and billed to the Town as such).

The ECR issues separate financial statements which are audited by other accountants. The latest available audited financial statements for the ECR are for the fiscal year ending September 30, 2015. Other accountants issued an unqualified opinion on those financial statements, which may be obtained from the City of West Palm Beach, Finance Department, 401 Clematis Street, West Palm Beach, Florida 33401.

Summarized financial information relating to the ECR as of and for the year ended September 30, 2015 is as follows:

Net Position

September 30, 2015

Current and other assets	$ 139,392,029
Capital assets, net	101,055,086
Total assets	240,447,115
Current liabilities	10,184,318
Non-current liabilities	123,778,123
Total liabilities	133,962,441
Net position	$ 106,484,674

Change in Net Position
Year Ended September 30, 2015

Charges for services	$ 18,760,199
Other operating revenue	2,125,593
Total operating revenue	20,885,792
Operating expenses	18,139,249
Operating income	2,746,543
Non-operating expense, net	(866,416)
Income before capital contributions	1,880,127
Capital contributions	5,260,321
Change in net position	7,140,448
Net position - beginning of year	99,344,226
Net position - end of year	$ 106,484,674

NOTE E - INVESTMENT IN JOINT VENTURE (Continued)

At September 30, 2015, the ECR participants and their respective interest in the ECR were as follows:

Participant	Reserve Capacity Percentages
City of West Palm Beach	29.28570%
Palm Beach County	34.28570%
City of Lake Worth	16.42860%
City of Riviera Beach	11.42860%
Town of Palm Beach	8.57140%
Total	100.00000%

NOTE F - INTERFUND RECEIVABLES, PAYABLES AND TRANSFERS

Transactions between funds during the year consisted of loans, services provided, reimbursements or transfers. Loans are reported as receivables and payables as appropriate, are subject to elimination in the government-wide financial statements and are referred to as either Due from Other Funds and Due to Other Funds (i.e., the current portion of interfund loans) or Advances to Other Funds and Advances from Other Funds. Services, deemed to be reasonably equivalent in value, are treated as revenue and expenditures/expenses. Reimbursements occur when one fund incurs a cost, charges the appropriate benefiting fund and reduces its related cost as a reimbursement. All other interfund transactions are presented as transfers. Transfers primarily consist of moving money from one fund to another to be used for a specific purpose within the receiving fund. Transfers from the General Fund to the Beach Restoration Project Fund were used to fund various capital projects. Transfers from the General Fund, Beach Restoration Project Fund, and the Recreation Enterprise Fund to the nonmajor funds were used to fund debt service. Transfers from the Recreation Enterprise Fund to the General Fund were used to pay for services supporting various culture and recreation projects. Transfers within the governmental and business-type activities are eliminated in the government-wide financial statements.

NOTE F - INTERFUND RECEIVABLES, PAYABLES AND TRANSFERS (Continued)

Interfund receivables and payables and interfund transfers at September 30, 2016 are summarized as follows:

Due to/from other funds:

Receivable Fund	Payable Fund	Amount
General Fund	Special Assessment Maintenance Fund	$ 57,040
		$ 26,426

Advance to/from other funds:

Receivable Fund	Payable Fund	Amount
Equipment Replacement Fund	Special Assessment Fund	$1,858,419
	Special Assessment Maintenance Fund	13,570
		$1,871,989

Interfund Transfers:

	Transfers In - Reported In			
Transfers Out Reported In	General Fund	Beach Restoration Project Fund	Nonmajor Funds	Total
General Fund	$	$ 8,015,220	$ 9,825,712	$ 17,840,932
Beach Restoration Project Fund			731,163	731,163
Recreation Enterprise Fund	785,000		204,100	989,100
Nonmajor Funds			323,173	323,173
	$ 785,000	$ 8,015,220	$ 11,084,148	$ 19,884,368

NOTE G - LONG-TERM LIABILITIES

Changes in the Town's long-term liabilities for the year ended September 30, 2016 are summarized as follows:

	Balance at Beginning of Year	Additions	Retirements	Balance at End of Year	Amounts Due Within One Year
Governmental Activities					
Revenue bonds payable	$ 118,485,000	$ 49,575,000	$ (53,980,000)	$ 114,080,000	$ 2,445,000
Unamortized bond premiums	4,860,305	8,857,064	(1,967,565)	11,749,804	
Unamortized bond discounts	(302,899)		271,973	(30,926)	
Total bonds payable	123,042,406	58,432,064	(55,675,592)	125,798,878	2,445,000
Compensated absences	3,191,934	798,528	(904,036)	3,086,426	790,244
Net pension liability	92,375,215	12,933,795		105,309,010	
Landfill closure and postclosure	2,519,148	67,669		2,586,817	
Total long-term liabilities	$ 221,128,703	$ 72,232,056	$ (56,579,628)	$ 236,781,131	$ 3,235,244
Business-type Activities					
Net pension liability	$ 3,058,654	$ 459,539	$	$ 3,518,193	$
Compensated absences	135,763	29,816	(26,997)	138,582	16,862
Total long-term liabilities	$ 3,194,417	$ 489,355	$ (26,997)	$ 3,656,775	$ 16,862

The compensated absences, net pension liability, and landfill closure and postclosure liabilities of the governmental activities are liquidated primarily by the Town's General Fund.

Interest Expense: Total interest costs incurred and paid on all Town debt for the year ended September 30, 2016 totaled $5,269,063 and $ 5,636,404, respectively. No interest was capitalized in the enterprise fund for the year ended September 30, 2016.

Defeased Debt: The Town has defeased the Revenue Bonds, Series 2003B, a portion of the Public Improvement Revenue and Refunding Bonds, Series 2010A, and a portion of the Public Improvement Revenue Bonds, Series 2010B by placing the proceeds of new bonds in an irrevocable trust to provide for all future debt service payments on the old bonds. Accordingly, the trust account assets and the liabilities for the defeased bonds are not included in the Town's financial statements. At September 30, 2016, the following amounts of bonds are outstanding and considered defeased:

Revenue Bonds, Series 2003B	$4,390,000
Public Improvement Revenue and Refunding Bonds, Series 2010A	$41,350,000
Public Improvement Revenue Bonds, Series 2010B	$10,290,000

NOTE G - LONG-TERM LIABILITIES (Continued)

Pledged Revenues: The Town has pledged future non-ad valorem revenues to pay principal and interest on the Series 2010A, Series 2010B, Series 2013, Series 2016A, and Series 2016B Bonds. A summary of the pledged non-ad valorem revenues is presented on page 149 in the Statistical Section. A discussion of the general purpose for each series of bonds secured by the pledged revenues is presented below. At September 30, 2016, principal and interest to maturity on March 30, 2043 to be paid from pledged future revenues totaled $192,741,862. Principal and interest paid for the current fiscal year on these Bonds totaled $7,976,404 and pledged non-ad valorem revenue totaled $25,027,390 for the year. It is estimated that based on the total fiscal year 2016 pledged non-ad valorem revenue, that annual principal and interest payments will require approximately 32% of pledged revenues.

Town of Palm Beach, Florida, Public Improvement Revenue and Refunding Bonds, Series 2010A

On February 25, 2010, the Town issued $57,035,000 of the Public Improvement Revenue and Refunding Bonds, Series 2010A (Capital Improvement Program) to (i) finance or refinance (a) replacements and improvements to portions of the Town's sanitary sewer, storm water, street lighting and traffic signal infrastructure (the "Town Infrastructure Project"); (b) renovation of the Town's par 3 golf course (the "Golf Course Project"); (ii) refund the Town's Revenue Refunding Bonds, Series 2003B (Capital Improvement Project) and prepay the Town's Public Improvement Revenue Note, Series 2008; (iv) pay capitalized interest on the Bonds through July 2010; and (v) pay the costs of issuing the Bonds. The Series 2010A Bonds were issued at a net original issue premium of $2,990,255 and bear interest at rates ranging from 2.0% to 5.0%. Principal payments are due on January 1, and interest payments are due on January 1 and July 1 until maturity on January 1, 2040. The Series 2010A bonds are payable solely from and secured by a pledge of non-ad valorem revenue.

On September 28, 2016, $10,290,000 of the Series 2010A Bonds were refunded. The debt service requirement for the Series 2010A Bonds are as follows:

Year Ending September 30	Principal	Interest	Total
2017	$ 1,160,000	$ 413,394	$ 1,573,394
2018	1,205,000	366,094	1,571,094
2019	1,255,000	316,894	1,571,894
2020	1,310,000	259,044	1,569,044
2021	140,000	222,794	362,794
2022-2026	800,000	1,000,470	1,800,470
2027-2031	1,025,000	779,316	1,804,316
2032-2036	1,300,000	492,750	1,792,750
2037-2040	1,295,000	133,625	1,428,625
	$ 9,490,000	$ 3,984,381	$ 13,474,381

NOTE G - LONG-TERM LIABILITIES (Continued)

Town of Palm Beach, Florida, Public Improvement Revenue Bonds, Series 2010B

On February 25, 2010, the Town issued $14,770,000 of the Public Improvement Revenue Bonds, Series 2010B (Worth Avenue Commercial District Project) to (i) finance or refinance public capital improvement in the Worth Avenue Commercial District (the "Worth Avenue Project"); (ii) prepay amounts drawn on the Town's Public Improvement Revenue Note, Series 2009; (iii) pay capitalized interest on the Bonds through July 2010; and (iv) pay the costs of issuing the Bonds. The Series 2010B Bonds were issued at a net original issue discount of $410,712 and bear interest at rates ranging from 2.0% to 4.25%. Principal payments are due on January 1, and interest payments are due on January 1 and July 1 until maturity on January 1, 2040. The Series 2010B bonds are payable from and secured by a pledge of non-ad valorem revenue and non-ad valorem capital special assessments that the Town levies on real property located in the Worth Avenue Commercial District.

The final cost of the Worth Avenue Project was $1,485,944 less than anticipated. In accordance with the Bond Resolution and Bond Purchase Agreement, the Town used to excess funds for a pro rata extraordinary mandatory redemption of $1,485,000 of the Bonds on January 1, 2012.

On September 28, 2016, $41,350,000 of the Series 2010B Bonds were refunded. The debt service requirement for the Series 2010B Bonds are as follows:

Year Ending September 30	Principal	Interest	Total
2017	$ 300,000	$ 33,750	$ 333,750
2018	310,000	24,975	334,975
2019	320,000	15,525	335,525
2020	330,000	5,363	335,363
	$ 1,260,000	$ 79,613	$ 1,339,613

NOTE G - LONG-TERM LIABILITIES (Continued)

Town of Palm Beach, Florida, Public Improvement Revenue Bonds, Series 2013

On December 19, 2013, the Town issued $55,590,000 of the Public Improvement Revenue Bonds, Series 2013 (Capital Improvement and Coastal Management Program) to (i) finance all or a portion of the cost of acquiring, constructing, renovating and equipping components of the Town's capital improvement plan, including, but not limited to, drainage, sanitary sewer, water system, street lighting, street, traffic signal, curb, gutter sidewalk, park, Town Hall Square and Town Par 3 golf course improvements and related capital improvements, and the Town's coastal management program, including, but not limited to, sea wall replacements, groin rehabilitation and related capital improvements; and (ii) pay the costs of issuing the Bonds. The Series 2013 Bonds were issued at a net original issue premium of $2,904,720 and bear interest at rates ranging from 4.125% to 5.0%. The principal of and interest on the Series 2013 Bonds are payable from and secured solely by a pledge of non-ad valorem revenues. Principal payments are due on March 30, and interest payments are due on March 30, and September 30 until maturity on March 30, 2043.

The debt service requirements for the Series 2013 Bonds are as follows:

Year Ending September 30	Principal	Interest	Total
2017	$ 985,000	$ 2,596,788	$ 3,581,788
2018	1,035,000	2,546,288	3,581,288
2019	1,095,000	2,493,038	3,588,038
2020	1,145,000	2,437,038	3,582,038
2021	1,200,000	2,378,412	3,578,412
2022-2026	7,015,000	10,899,938	17,914,938
2027-2031	8,930,000	8,988,213	17,918,213
2032-2036	11,185,000	6,737,031	17,922,031
2037-2041	14,345,000	3,570,125	17,915,125
2042-2043	6,820,000	345,250	7,165,250
	$ 53,755,000	$ 42,992,121	$ 96,747,121

NOTE G - LONG-TERM LIABILITIES (Continued

Town of Palm Beach, Florida, Public Improvement Revenue Refunding Bonds, Series 2016A

On September 28, 2016, the Town issued $39,320,000 of the Public Improvement Revenue Refunding Bonds, Series 2016A (Capital Improvement Program) to (i) refund a portion of the Town's Public Improvement Revenue and Refunding Bonds, Series 2010A (Capital Improvement Program) maturing after January 1, 2020, and (ii) pay a portion of the costs of issuing the Bonds. The Series 2016A Bonds were issued at an original premium of $7,639,128 and bear interest at rates ranging from 4.0% to 5.0%. Principal and interest payments are due on January 1, and interest payments are due on January 1 and July 1 untilk maturity on January 1, 2040. The Bonds are payable solely from and secured by a pledge of non-ad valorem revenue.

Debt service requirements for the Series 2016A Bonds are as follows:

Year Ending September 30	Principal	Interest	Total
2017	$	$ 1,337,890	$ 1,337,890
2018		1,764,250	1,764,250
2019		1,764,250	1,764,250
2020		1,764,250	1,764,250
2021	1,195,000	1,734,375	2,929,375
2022-2026	6,955,000	7,688,125	14,643,125
2027-2031	8,920,000	5,713,500	14,633,500
2032-2036	11,345,000	3,364,075	14,709,075
2037-2040	10,905,000	894,700	11,799,700
	$ 39,320,000	$ 26,025,415	$ 65,345,415

Town of Palm Beach, Florida, Public Improvement Revenue Refunding Bonds, Series 2016B

On September 28, 2016, the Town issued $10,255,000 of the Public Improvement Revenue Refunding Bonds, Series 2016B (Worth Avenue Commercial District Project) to (i) refund all the Town's Public Improvement Revenue and Refunding Bonds, Series 2010B (Worth Avenue Commercial District Project) maturing after January 1, 2020, and (ii) pay a portion of the costs of issuing the Bonds. The Series 2016B Bonds were issued at an original premium of $1,217,936 and bear interest at rates ranging from 2.625% to 5.0%. Principal and interest payments are due on January 1, and interest payments are due on January 1 and July 1 until maturity on January 1, 2040. The Bonds are payable solely from and secured by a pledge of non-ad valorem revenue.

NOTE G - LONG-TERM LIABILITIES (Continued

Debt service requirements for the Series 2016B Bonds are as follows:

Year Ending September 30	Principal	Interest	Total
2017	$	$ 283,038	$ 283,038
2018		373,238	373,238
2019		373,238	373,238
2020		373,238	373,238
2021	355,000	367,913	722,913
2022-2026	1,940,000	1,670,890	3,610,890
2027-2031	2,340,000	1,241,438	3,581,438
2032-2036	2,920,000	694,816	3,614,816
2037-2040	2,700,000	202,523	2,902,523
	$ 10,255,000	$ 5,580,332	$ 15,835,332

Advance Refunding

On September 28, 2016, the Town issued $39,320,000 of Public Improvement Revenue Refunding Bonds, Series 2016A and $10,255,000 Public Improvement Revenue Refunding Bonds Series 2016B to provide resources to purchase U.S. Government Securities that were placed in an irrevocable trust for the purpose of generating resources for all future debt service payments of $43,350,000 of Public Improvement Revenue and Refunding Bonds, Series 2010A and $10,290,000 of Public Improvement Revenue and Refunding Bonds, Series 2010B. As a result, the refunded bonds are considered defeased and the liability has been removed from the government-wide financial statements. The reacquisition price exceeded the net carrying amount of the old debt by $5,251,698. This amount is being reported as a deferred outflow of resources in the government-wide financial statements and amortized over the remaining life of the refunded debt, which is equal to the life of the new debt issued. The refunding resulted in a decrease in total debt service payments of $8,900,539 over the next twenty-four years and resulted in an economic gain of $6,895,965.

NOTE H – OBLIGATION UNDER UTILITY AGREEMENT AND INTANGIBLE ASSETS

On July 10, 1978, the Town entered into a utility agreement with the City of Lake Worth (the "City"). Under the terms of the agreement, the City will supply the Town certain wastewater facilities for a period of 40 years. At the option of the Town, the agreement may be extended for three additional periods of ten years after the otherwise normal termination of the agreement.

The City obtained Florida State Bond Loan, Series E for the purpose of constructing and improving existing water and sewer facilities. Town was obligated to pay the City a percentage of its pro rata share, based on sewer reserved capacity, of the debt service of this loan until October 1, 2006 when the loan was paid in full.

The Series E Loan was originally issued by the City on October 1, 1976, at a face value of $7,585,000. The loan matured in varying amounts through June 30, 2006. The Town's pro rata share of the loan was 11.7625%. The present value, discounted at the same rate as the Series E Loan, of the Town obligation to the City was $1,186,607 at issuance. Intangible wastewater usage rights were recorded at the same amount and are being amortized over the 40-year contract period that the Town is entitled to use the City's wastewater facilities. At September 30, 2016, the intangible assets had a net book value of $51,921 and are recorded with the capital assets of the governmental activities.

Under the terms of the agreement, the Town makes annual payments to the City for flow charges, operations and maintenance costs based on the Towns actual usage, and a pro rata share of the renewal and replacement costs. For the year ended September 30, 2016, the Town made payments of $21,206 to the City pursuant to the agreement.

NOTE I – TOWN OF PALM BEACH RETIREMENT SYSTEM

General Information

The Town of Palm Beach Retirement System (the Town) is the administrator of a single-employer Public Employee Retirement System hybrid defined benefit and defined contribution pension plan established to provide pension benefits for its employees. The Town's retirement system was established on July 1, 1947, by an ordinance of the Town of Palm Beach. The Plan is considered part of the Town's financial reporting entity and is included in the Town's financial statements as a pension trust fund. The plan was amended by ordinance 4-2012, effective April 1, 2012 which required that the retirement system be administered by a single board of trustees and ordinance No. 6-2012, effective May 1, 2012 which amended participant benefits.

Prior to April 1, 2012 separate pension plans were maintained for the general and lifeguard employees, police officers, and firefighters. Effective April 1, 2012, the general employees and lifeguard employees board of trustees, police officer board of trustees, and firefighter board of trustees were eliminated and a new consolidated board of trustees was created. The existing contracts, investment holdings, assets and liabilities of the general employees' and lifeguard employees', police officers', and firefighters' retirement plans were transferred and became contracts, investment holdings, assets and liabilities of the new board. In conjunction

NOTE I – TOWN OF PALM BEACH RETIREMENT SYSTEM (Continued)

General Information (Continued)

with the new board consolidation, effective May 1, 2012, a new consolidated plan was established, covering all employees of the Town. The new plan is known as the Town of Palm Beach Retirement System (the "Plan"). A portion of the assets of the Plan are legally restricted for the payment of benefits of one of the three membership classes.

The Plan is administered by the Town of Palm Beach Retirement System Board of Trustees. There are nine members on the board of trustees. The trustees consist of (a) one employee who is a member of the benefit group general or benefit group lifeguard elected by the members of those benefit groups (b) one employee who is a member of the benefit group firefighter elected by the members of that benefit group (c) one employee who is a member of the benefit group police officers elected by the members of that benefit group (d) five residents of the Town who are not officers or employees of the Town, retirees or beneficiaries of the retirement system, appointed by the Town Council and (e) the Town Manager or, in the Town Manager's absence, the Acting Town Manager, who shall serve as a voting ex-officio member.

All employees working in excess of 1040 hours per year are covered by the Plan. The Town Council is authorized to establish benefit levels. The contributions and benefits are segregated between general employees and lifeguards, police officers, and firefighters.

Prior to March 14, 2012, the police officers' and firefighters' portions of the Plan also received payments from the State of Florida pursuant to Chapters 185 and 175 of the Florida Statutes for the benefit of police officers and firefighters, respectively. Monies received pursuant to Chapters 185 and 175 can only be used to finance the benefits of participants who are police officers or firefighters, respectively. Effective March 14, 2012, the Town of Palm Beach withdrew from participation under Chapters 175 and 185.

The Plan issues a stand-alone financial report that includes financial statements and required supplementary information. The financial report may be obtained by writing to the Town of Palm Beach, Post Office Box 2029, Palm Beach, Florida 33480 or by calling (561) 838-5444.

At September 30, 2015, the plan membership consisted of the following:

Classification	General	Police Officers	Firefighters	Total
Inactive plan members and beneficiaries currently receiving benefits	208	95	103	406
Inactive plan members entitled to but not yet receiving benefits	21	24	29	74
Active plan members	162	52	49	263
	391	171	181	743

NOTE I – TOWN OF PALM BEACH RETIREMENT SYSTEM (Continued)

Significant Accounting Policies

The financial statements of the Plan are prepared using the accrual basis of accounting. Member contributions are recognized in the period in which the contributions are due. Town contributions are recognized when due and the employer has made a formal commitment to provide the contributions. Benefits and refunds are recognized when due and payable in accordance with the terms of the Plan. For purposes of measuring the net pension liability, the Plan's fiduciary net position has been determined on the same basis as that used by the Plan.

Plan Description

The following brief description of the general employees and lifeguards, police officers, and firefighters portions of the Plan is provided for general information purposes only. Participants should refer to the Plan agreement for more detailed information.

In accordance with Section 82-52 of the Town of Palm Beach, Florida Code of Ordinances, vesting or vested status means the attainment of 10 or more years of credited service. Notwithstanding the preceding sentence, all members of the retirement system who did not attain normal retirement eligibility based on credited service as of May 1, 2012, excluding credited service purchased pursuant to Section 82-54, and who were employed by the Town and not participating in the DROP on that date shall be 100 percent vested in their frozen accrued benefit as of May 1, 2012, regardless of length of credited service.

General Employees and Lifeguards

Prior to May 1, 2012

General employees were eligible for retirement after 30 years of service, or age 55 with 10 or more years of service. Lifeguards were eligible for retirement at age 50 with 10 or more years of service or members with at least 10 years of credited service who retire after 2/9/93 are eligible when the individual's age plus credited service totals 65 years or more. General employees could elect early retirement if the member is at least 50 years old with 10 or more years of service. The retirement benefit was calculated as a normal retirement benefit, but it is reduced 6/10 of 1% for each month early retirement precedes the member's normal retirement date. If the member had 20 years or more of service, the retirement benefit is reduced 3/10 of 1% for each month early retirement precedes the normal retirement date.

General employees' retirement benefits were determined by multiplying the Average Final Compensation (highest two consecutive years out of the last five), times the sum of (a) 2.75% per year for service earned after September 30, 1990, to a maximum of 82.5%, plus 2.35% for service earned on or before September 30, 1990, for the first 30 years of service, plus (b) 1% for service in excess of 30 years.

Lifeguards retirement benefits were determined by multiplying the Average Final Compensation (highest two consecutive years out of the last five), times the sum of (a) 2.85% per year for the first 25 years of service to a maximum of 71.25%, plus (b) 1% for service in excess of 25 years.

NOTE I – TOWN OF PALM BEACH RETIREMENT SYSTEM (Continued)

General Employees and Lifeguards (Continued)

Prior to May 1, 2012 (Continued)

A member of the General Employees' Retirement System could elect to enter the Deferred Retirement Option Program ("DROP") within 7 years of the date the member first reaches normal retirement eligibility. The member receives 100% of their accrued benefit at the date of their election to participate in DROP.

For members of the General Employees' Retirement System hired on or after January 1, 1980, the sum of the employer financed portion of the pension benefit and social security benefit could not exceed 100% of average final compensation. Members who retired after September 30, 1968, and prior to October 1, 1990, received an annual 1% increase in their retirement benefit computed on the base benefit. Members who retired after September 30, 1990, received a 2% annual cost of living adjustment subsequent to an initial 3-year deferral period.

The General Employees' Retirement System also provided certain disability, death, and other benefits, which are considered to be retirement benefits for funding and actuarial purposes. Eligible employees become fully vested after 10 years of credited service.

All employees working in excess of 1,040 hours per year were required to participate.

Effective May 1, 2012

Normal Retirement

General employees who attained normal retirement eligibility based on credited service as of May 1, 2012 and who are employed by the Town and not participating in the DROP on that date, shall be eligible for normal retirement after 30 years of service, or age 55 with 10 years of service. Such general employees retirement benefits are determined by multiplying the Average Final Compensation (highest two consecutive years out of the last five), times the sum of (a) 2.75% per year for service earned after September 30, 1990, to a maximum of 82.5%, plus 2.35% for service earned on or before September 30, 1990, for the first 30 years of service, plus (b) 1% for service in excess of 30 years.

Lifeguards who attained normal retirement eligibility based on credited service as of May 1, 2012 and who are employed by the Town and not participating in the DROP on that date, shall be eligible for normal retirement upon attaining age 50 with 10 or more years of credited service or when the individual's age plus credited service total 65 or more years and the individual has at least 10 years of service. Such lifeguards retirement benefits are determined by multiplying Average Final Compensation (highest two consecutive years out of the last five), times the sum of (a) 2.85% per year for the first 25 years of service to a maximum of 71.25%, plus (b) 1% for service in excess of 25 years.

NOTE I – TOWN OF PALM BEACH RETIREMENT SYSTEM (Continued)

General Employees and Lifeguards (Continued)

Effective May 1, 2012 (Continued)

Normal Retirement (Continued)

General employees who did not attain normal retirement eligibility based on credited service as of May 1, 2012, excluding credited service purchased, and who were employed by the Town and not participating in the DROP on that date, shall be eligible for normal retirement upon attaining age 55, or 30 or more years of credited service without regard to age, and upon such retirement shall be eligible to receive the frozen accrued benefit based on credited service and Average Final Compensation on April 30, 2012 and the above formulas. Such members shall be eligible to receive the accrued benefit based on credited service on and after May 1, 2012 upon attaining age 65 with 10 or more years of credited service. For credited service on or after May 1, 2012, the benefit formula shall be Average Final Compensation multiplied by 1.25% per year of credited service after April 30, 2012. Average Final Compensation after April 30, 2012 will be over a period increasing up to the final 5 years of credited service.

Lifeguards who did not attain normal retirement eligibility based on credited service as of May 1, 2012, excluding credited service purchased, and who were employed by the Town and not participating in the DROP on that date, shall be eligible for normal retirement upon termination of Town employment and attaining age 50, or when the member's age to last completed month plus credited service totals 65 years or more. Upon such retirement, the member shall be eligible to receive the frozen accrued benefit based on credited service and Average Final Compensation on April 30, 2012. Such member shall be eligible to receive the accrued benefit based on credited service on or after May 1, 2012 upon attaining age 65 with ten or more years of credited service. For credited service on or after May 1, 2012, the benefit formula shall be Average Final Compensation multiplied by 1.25% per year of credited service after April 30, 2012. Average Final Compensation after April 30,

2012 will be over a period increasing up to the final 5 years of credited service. General employees and lifeguards hired on or after May 1, 2012, shall be eligible for normal retirement upon attaining age 65 with 10 or more years of credited service.

Early Retirement

General Employees 20-Year Early Retirement Option: General employees who did not attain normal retirement eligibility based on credited service as of May 1, 2012, excluding credited service purchased, and who were employed by the Town and not participating in the DROP on that date, may elect to retire, subject to an early retirement reduction, upon attaining age 50 or older with 20 or more years of credited service.

General Employees 10-Year Early Retirement Option: General employees who did not attain normal retirement eligibility based on credited service as of May 1, 2012, excluding credited service purchased, and who were employed by the Town and not participating in the DROP on that date, may elect to retire, subject to an early retirement reduction, upon attaining age 50 or older with 10 or more years of credited service.

NOTE I – TOWN OF PALM BEACH RETIREMENT SYSTEM (Continued)

General Employees and Lifeguards (Continued)

Effective May 1, 2012 (Continued)

General Employees Age 60 Early Retirement Option: General employees who did not attain normal retirement eligibility based on credited service as of May 1, 2012, excluding credited service purchased, and who were employed by the Town and not participating in the DROP on that date, may elect to retire at age 60, subject to an early retirement reduction.

Lifeguards Age 60 Early Retirement Option: Lifeguards who did not attain normal retirement eligibility based on credited service as of May 1, 2012, excluding credited service purchased, and who were employed by the Town and not participating in the DROP on that date, and members hired on or after May 1, 2012, may elect to retire at age 60, subject to an early retirement reduction.

DROP Retirement

General employees and lifeguards may elect to enter the Deferred Retirement Option Program ("DROP") within 7 years of the date the member first reaches normal retirement eligibility. The member receives 100% of their accrued benefit at the date of their election to participate in DROP, unless the member was eligible for retirement prior to May 1, 2012, in which case the DROP benefit is grandfathered at 98%.

Deferred Retirement (Vested Termination Benefit)

General employees and lifeguards with 10 or more years of service are eligible for a deferred retirement benefit. The pension begins upon meeting the requirements for normal retirement. Contributions must be left on deposit in the Plan. Failure to do so results in forfeiture of the vested benefit. The pension amount is computed as for normal retirement, based upon service and final average compensation at time of termination.

Duty Disability Retirement

There are no age or service requirements for duty disability for general employees or lifeguards. The pension amount to the earliest normal retirement eligibility date is computed as a regular retirement with additional serviced credit granted from the date of disability to the earliest normal retirement eligibility date. The minimum benefit is 60% of average final compensation. The pension amount at the earliest normal retirement eligibility date is computed as a regular retirement. The minimum shall be applicable for 5 years if the member attains such age for retirement less than 5 years after duty disability benefits commence.

Non-Duty Disability Before Retirement

General employees and lifeguards are eligible for non-duty disability benefits before retirement after 10 years or more of credited service. The pension amount is computed as for normal retirement.

NOTE I – TOWN OF PALM BEACH RETIREMENT SYSTEM (Continued)

General Employees and Lifeguards (Continued)

Effective May 1, 2012 (Continued)

Duty Death Before Retirement

There are no age or service requirements for duty death benefits before retirement for general employees or lifeguards. The pension amount to each surviving child is 25% of the member's Average Final Compensation not to exceed 50% or equal share of 75% of the member's Average Final Compensation when there are 4 or more surviving children being paid. The widow shall receive a pension benefit of the difference, if any, between 75% of the member's Average Final Compensation and the aggregate amount paid to the children.

Non-Duty Death Before Retirement

General employees and lifeguards are eligible for non-duty death benefits before retirement after 10 years or more of credited service. The pension amount is computed as 75% of normal retirement benefit to a surviving spouse or equal shares of 75% of the normal retirement benefit to surviving unmarried children under age 18. Dependent payment continues not to exceed age 25 when no surviving spouse.

Automatic Death After Retirement Pension

If the member chooses the standard option, general employees and lifeguards who had attained normal retirement eligibility based on credited service as of May 1, 2012 are eligible for an automatic after death retirement pension. The benefit to surviving children shall be 25% of the retiree's pension payable to age 18, not to exceed an equal share of 75% of the retiree's pension. Payments to surviving children may be paid to age 25 if no spouse benefits are payable. The benefit to the surviving spouse shall be the difference, if any, between 75% of the retiree's pension and the aggregate amount paid to any surviving children.

General employees and lifeguards who had not attained retirement eligibility as of May 1, 2012 shall have frozen accrued benefits as described in the preceding paragraph. New plan benefits accrue after April 30, 2012. Reduced optional forms of payment are available.

Post-Retirement Cost-of-Living Adjustment

General employees and lifeguards that retired after September 30, 1968 and prior to October 1, 1990 receive an annual 1.0% increase computed on base benefit. Other adjustments have been made periodically. General employees and lifeguards that retired after September 30, 1990 and before May 1, 2012 receive an annual 2.0% increase based on the total pension payable subsequent to an initial 3-year deferral period.

General employees and lifeguards who had attained normal retirement eligibility based on credited service as of May 1, 2012 will receive an annual 2.0% increase based on pension benefits accrued and frozen as of April 30, 2012, subject to an initial 3-year deferral period.

NOTE I – TOWN OF PALM BEACH RETIREMENT SYSTEM (Continued)

General Employees and Lifeguards (Continued)

Effective May 1, 2012 (Continued)

Post-Retirement Cost-of-Living Adjustment (Continued)

General employees and lifeguards who had not attained retirement eligibility as of May 1, 2012 do not receive any cost-of-living adjustment for benefits derived from service accrued on or after May 1, 2012. General employees and lifeguards who have accrued service as of April 30, 2012 will receive a 2.0% cost of living adjustment for benefits derived for service accrued to that date.

Police Officers

Prior to May 1, 2012

Police officers were eligible for retirement after 20 or more years of service, regardless of age; or age 50 with 10 or more years of service; or, members with at least 10 years of credited service who retire after 9/30/90 are eligible when the individual's age plus credited service totals 65 years or more.

Police officers' retirement benefits were determined by multiplying the Average Final Compensation (highest two consecutive years out of the last five), times the greater of 3.5% per year of credited service to a maximum of 25 years, or 2.0% per year of credited service to a maximum of 50 years.

A member of the Police Officers' Retirement System could elect to enter the Deferred Retirement Option Program ("DROP") within 7 years of the date the member first reaches normal retirement eligibility. The member receives 100% of their accrued benefit at the date of their election to participate in DROP.

Members who retired after September 30, 1968, and prior to October 1, 1990, received an annual 1% increase in their retirement benefit computed on the base benefit. Members who retired after September 30, 1990, received a 2% annual cost of living adjustment subsequent to an initial 3-year deferral period.

The Police Officers' Retirement System also provided certain disability, death, and other benefits, which are considered to be retirement benefits for funding and actuarial purposes. Eligible employees become fully vested after 10 years of credited service.

All employees working in excess of 1,040 hours per year were required to participate.

NOTE I – TOWN OF PALM BEACH RETIREMENT SYSTEM (Continued)

Police Officers (Continued)

Effective May 1, 2012

Normal Retirement

Police officers shall be eligible for normal retirement after 20 or more years of service, regardless of age; or age 50 with 10 or more years of service; or, members with at least 10 years of credited service who retire after 9/30/90 are eligible when the individual's age plus credited service totals 65 years or more Such police officers' retirement benefits are determined by multiplying the Average Final Compensation (highest two consecutive years out of the last five), times the greater of 3.5% per year of credited service to a maximum of 25 years, or 2.0% per year of credited service to a maximum of 50 years.

Police officers shall be eligible for normal retirement upon attaining age 50, or 20 or more years of credited service without regard to age, and upon such retirement shall be eligible to receive the frozen accrued benefit based on credited service and Average Final Compensation on April 30, 2012 and the above formulas. Such members shall be eligible to receive the accrued benefit based on credited service on and after May 1, 2012 upon attaining age 65 with 10 or more years of credited service. For credited service on or after May 1, 2012, the benefit formula shall be the Average Final Compensation multiplied by 1.25% per year of credited service after April 30, 2012. Average Final Compensation after April 30, 2012 will be over a period increasing up to the final 5 years of credited service.

DROP Retirement

Police officers may elect to enter the Deferred Retirement Option Program ("DROP") within 7 years of the date the member first reaches normal retirement eligibility. The member receives 100% of their accrued benefit at the date of their election to participate in DROP.

Deferred Retirement (Vested Termination Benefit)

Police officers with 10 or more years of service are eligible for a deferred retirement benefit. The pension begins upon meeting the requirements for normal retirement. Contributions must be left on deposit in the Plan. Failure to do so results in forfeiture of the vested benefit. Frozen accrued benefits as of April 30, 2012 are vested immediately. The pension amount is computed as for normal retirement, based upon service and final average compensation at time of termination.

Duty Disability Retirement

There are no age or service requirements for duty disability for police officers. The pension amount is computed as a regular retirement with additional service credit granted from date of disability to earliest normal retirement eligibility date. The minimum benefit is 60% of average final compensation.

NOTE I – TOWN OF PALM BEACH RETIREMENT SYSTEM (Continued)

Police Officers (Continued)

Effective May 1, 2012 (Continued)

Non-Duty Disability Before Retirement

Police officers are eligible for non-duty disability benefits before retirement after 10 or more years of credited service. The pension amount is computed as for normal retirement. The minimum benefit is 30% of average final compensation.

Duty Death Before Retirement

There are no age or service requirements for duty death benefits before retirement for police officers. The pension amount to each surviving child is 25% of the member's Average Final Compensation not to exceed 50% or equal share of 75% of the member's Average Final Compensation when there are 4 or more surviving children being paid. The widow shall receive a pension benefit of the difference, if any, between 75% of the member's Average Final Compensation and the aggregate amount paid to the children.

Non-Duty Death Before Retirement

Police officers are eligible for non-duty death benefits before retirement after 10 or more years of credited service. The pension amount is computed as 75% of normal retirement benefit to a surviving spouse or equal shares of 75% of the normal retirement benefit to surviving unmarried children under age 18. Dependent payment continues not to exceed age 25 when no surviving spouse.

Automatic Death After Retirement Pension

If the member chooses the standard option, police officers who had attained normal retirement eligibility based on credited service as of May 1, 2012 are eligible for an automatic after death retirement pension. The benefit to surviving children shall be 25% of the retiree's pension payable to age 18, not to exceed an equal share of 75% of the retiree's pension. Payments to surviving children may be paid to age 25 if no spouse benefits are payable. The benefit to the surviving spouse shall be the difference, if any, between 75% of the retiree's pension and the aggregate amount paid to any surviving children.

Police officers who had not attained retirement eligibility as of May 1, 2012 shall have frozen accrued benefits as described in the preceding paragraph. New plan benefits accrue after April 30, 2012. Reduced optional forms of payment are available.

NOTE I – TOWN OF PALM BEACH RETIREMENT SYSTEM (Continued)

Police Officers (Continued)

Effective May 1, 2012 (Continued)

Post-Retirement Cost-of-Living Adjustment

Police officers that retired after September 30, 1968 and prior to October 1, 1990 receive an annual 1.0% increase computed on base benefit. Other adjustments have been made periodically. Police officers that retired after September 30, 1990 and before May 1, 2012 receive an annual 2.0% increase based on the total pension payable subsequent to an initial 3-year deferral period.

Post-Retirement Cost-of-Living Adjustment (Continued)

Police officers who had attained normal retirement eligibility based on credited service as of May 1, 2012 will receive an annual 2.0% increase based on pension benefits accrued and frozen as of April 30, 2012, subject to an initial 3-year deferral period.

Police officers who had not attained retirement eligibility as of May 1, 2012 do not receive any cost-of-living adjustment for benefits derived from service accrued on or after May 1, 2012. Police officers who have accrued service as of April 30, 2012 will receive a 2.0% cost of living adjustment for benefits derived for service accrued to that date.

Firefighters

Prior to May 1, 2012

Firefighters were eligible for retirement after 20 or more years of service, regardless of age; or age 50 with 10 or more years of service; or, members with at least 10 years of credited service who retire after 9/30/90 are eligible when the individual's age plus credited service totals 65 years or more.

Firefighters' retirement benefits were determined by multiplying the Average Final Compensation (highest two consecutive years out of the last five), times the greater of 3.5% per year of credited service to a maximum of 25 years, or 2.0% per year of credited service to a maximum of 50 years.

A member of the Firefighters' Retirement System could elect to enter the Deferred Retirement Option Program ("DROP") within 7 years of the date the member first reaches normal retirement eligibility. The member receives 100% of their accrued benefit at the date of their election to participate in DROP.

Members who retired after September 30, 1968, and prior to October 1, 1990, received an annual 1% increase in their retirement benefit computed on the base benefit. Members who retired after September 30, 1990, received a 2% annual cost of living adjustment subsequent to an initial 3-year deferral period.

NOTE I – TOWN OF PALM BEACH RETIREMENT SYSTEM (Continued)

Firefighters (Continued)

Effective May 1, 2012

The Firefighters' Retirement System also provided certain disability, death, and other benefits, which are considered to be retirement benefits for funding and actuarial purposes. Eligible employees become fully vested after 10 years of credited service.

All employees working in excess of 1,040 hours per year were required to participate.

Normal Retirement

Firefighters shall be eligible for normal retirement after 20 or more years of service, regardless of age; or age 50 with 10 or more years of service; or, members with at least 10 years of credited service who retire after 9/30/90 are eligible when the individual's age plus credited service totals 65 years or more. Such Firefighters' retirement benefits are determined by multiplying the Average Final Compensation (highest two consecutive years out of the last five), times the greater of 3.5% per year of credited service to a maximum of 25 years, or 2.0% per year of credited service to a maximum of 50 years.

Firefighters shall be eligible for normal retirement upon attaining age 50, or 20 or more years of credited service without regard to age, and upon such retirement shall be eligible to receive the frozen accrued benefit based on credited service and Average Final Compensation on April 30, 2012 and the above formulas. Such members shall be eligible to receive the accrued benefit based on credited service on and after May 1, 2012 upon attaining age 65 with 10 or more years of credited service. For credited service on or after May 1, 2012, the benefit formula shall be the Average Final Compensation multiplied by 1.25% per year of credited service after April 30, 2012. Average Final Compensation after April 30, 2012 will be over a period increasing up to the final 5 years of credited service.

DROP Retirement

Firefighters may elect to enter the Deferred Retirement Option Program ("DROP") within 7 years of the date the member first reaches normal retirement eligibility. The member receives 100% of their accrued benefit at the date of their election to participate in DROP.

Deferred Retirement (Vested Termination Benefit)

Firefighters with 10 or more years of service are eligible for a deferred retirement benefit. The pension begins upon meeting the requirements for normal retirement. Contributions must be left on deposit in the Plan. Failure to do so results in forfeiture of the vested benefit. Frozen accrued benefits as of April 30, 2012 are vested immediately. The pension amount is computed as for normal retirement, based upon service and final average compensation at time of termination.

NOTE I – TOWN OF PALM BEACH RETIREMENT SYSTEM (Continued)

Firefighters (Continued)

Effective May 1, 2012 (Continued)

Duty Disability Retirement

There are no age or service requirements for duty disability for firefighters. The pension amount is computed as a regular retirement with additional service credit granted from date of disability to earliest normal retirement eligibility date. The minimum benefit is 60% of average final compensation.

Non-Duty Disability Before Retirement

Firefighters are eligible for non-duty disability benefits before retirement after 10 or more years of credited service. The pension amount is computed as for normal retirement. The minimum benefit is 30% of average final compensation.

Duty Death Before Retirement

There are no age or service requirements for duty death benefits before retirement for firefighters. The pension amount to each surviving child is 25% of the member's Average Final Compensation not to exceed 50% or equal share of 75% of the member's Average Final Compensation when there are 4 or more surviving children being paid. The widow shall receive a pension benefit of the difference, if any, between 75% of the member's Average Final Compensation and the aggregate amount paid to the children.

Non-Duty Death Before Retirement

Firefighters are eligible for non-duty death benefits before retirement after 10 or more years of credited service. The pension amount is computed as 75% of normal retirement benefit to a surviving spouse or equal shares of 75% of the normal retirement benefit to surviving unmarried children under age 18. Dependent payment continues not to exceed age 25 when no surviving spouse.

Automatic Death After Retirement Pension

If the member chooses the standard option, firefighters who had attained normal retirement eligibility based on credited service as of May 1, 2012 are eligible for an automatic after death retirement pension. The benefit to surviving children shall be 25% of the retiree's pension payable to age 18, not to exceed an equal share of 75% of the retiree's pension. Payments to surviving children may be paid to age 25 if no spouse benefits are payable. The benefit to the surviving spouse shall be the difference, if any, between 75% of the retiree's pension and the aggregate amount paid to any surviving children.

Firefighters who had not attained retirement eligibility as of May 1, 2012 shall have frozen accrued benefits as described in the preceding paragraph. New plan benefits accrue after April 30, 2012. Reduced optional forms of payment are available.

NOTE I – TOWN OF PALM BEACH RETIREMENT SYSTEM (Continued)

Firefighters (Continued)

Effective May 1, 2012 (Continued)

Post-Retirement Cost-of-Living Adjustment

Firefighters that retired after September 30, 1968 and prior to October 1, 1990 receive an annual 1.0% increase computed on base benefit. Other adjustments have been made periodically. Firefighters that retired after September 30, 1990 and before May 1, 2012 receive an annual 2.0% increase based on the total pension payable subsequent to an initial 3-year deferral period.

Firefighters who had attained normal retirement eligibility based on credited service as of May 1, 2012 will receive an annual 2.0% increase based on pension benefits accrued and frozen as of April 30, 2012, subject to an initial 3-year deferral period.

Firefighters who had not attained retirement eligibility as of May 1, 2012 do not receive any cost-of-living adjustment for benefits derived from service accrued on or after May 1, 2012. Firefighters who have accrued service as of April 30, 2012 will receive a 2.0% cost of living adjustment for benefits derived for service accrued to that date.

Share Accounts

Effective October 1, 2003, the Town Council authorized the establishment of individual member Share accounts for fighters actively employed by the town. These accounts were funded annually using Chapter 175 monies that have not been otherwise committed for benefits for firefighter members. As of September 30, 2016, $843,345 was held in Share accounts included in the Plan's net position.

On July 22, 2009, the Board adopted a resolution that permits the Plan participants to self-direct their Share accounts. The self-directed accounts ae administered by the ICMA Retirement Corporation. As of September 30, 2016, the amount of self-directed investments held outside the Plan was $2,270,214. Members are eligible to take distributions after separation from service. No new member accounts shall be established after May 1, 2012.

Contributions

The contribution requirements of Plan members and the Town are established and may be amended by the Town Council. Plan members are required to contribute a percentage of their annual covered salary as described in the table on the following page. The Town is required to contribute at an actuarially determined rate. Administrative expenses of the Plans are reimbursed on a retrospective basis by an addition to the Town's contribution rate.

NOTE I – TOWN OF PALM BEACH RETIREMENT SYSTEM (Continued)

Contributions (Continued)

The contribution rates for the fiscal year ended September 30, 2016, as a percentage of the employees' annual compensation, were as follows:

	Member Contributions	Town Contributions
General employees hired before 05/01/92	4.47%	18.37%
General employees hired after 05/01/92	2.47%	18.37%
Lifeguards hired before 05/01/92	5.21%	72.32%
Lifeguards hired after 05/01/92	2.47%	72.32%
Police officers	2.47%	63.23%
Firefighters – Non-Union	2.47%	63.23%
Firefighters - Union	4.82%	63.78%

For the fiscal year ended September 30, 2016, the Town and its employees made the following contributions to the Plan:

Employee Classification	Town Contributions	Employee Contributions	Total Contributions
General employees and lifeguards	$ 2,210,609	$289,317	$ 2,499,926
Police officers	2,306,795	122,231	2,429,026
Firefighters	2,359,519	129,585	2,489,104
	$ 6,876,923	$ 541,133	$ 7,418,056

Payable to the Retirement Plan

At September 30, 2016, the Town had no payables for outstanding contributions to the Plan required for the fiscal year ended September 30, 2016.

NOTE I – TOWN OF PALM BEACH RETIREMENT SYSTEM (Continued)

Investments

Investments of the Plan are reported at fair value. Net appreciation in fair value of investments includes realized and unrealized gains and losses.

Rate of Return

The money weighted rate of return expresses investment performance, net of investment expenses, adjusted for the changing amounts actually invested. Inputs to the dollar-weighted rate of return valuation are determined on a monthly basis. For the year ended September 30, 2016, the annual money-weighted rate of return on Plan investments, net of investment expenses was a negative 7.80%.

Long-Term Expected Rate of Return

The long-term expected rate of return on pension plan investments was determined using a building-block method in which best-estimate ranges of expected future real rates of return (expected returns, net of pension plan investment expense and inflation) are developed for each major asset class. These ranges are combined to produce the long-term expected rate of return by weighting the expected future real rates of return by the target asset allocation percentage and by adding expected inflation. Best estimates of arithmetic real rates of return for each major asset class included in the pension plan's target asset allocation as of September 30, 2016 are summarized in the table on the following page.

Asset Class	Target Allocation	Long-Term Expected Real Rate of Return
Domestic equity funds	15.0%	7.50%
International equity funds	25.0%	8.50%
Domestic bonds	22.5%	2.50%
Real estate funds	10.0%	4.50%
Alternative assets	27.5%	5.88%
	100.0%	

NOTE I – TOWN OF PALM BEACH RETIREMENT SYSTEM (Continued)

Net Pension Liability – General Employees and Lifeguards

The components of the net pension liability at September 30, 2016 were as follows:

Description	Total Pension Liability	Fiduciary Net Position	Net Pension Liability
Balance September 30, 2015	$ 105,128,918	$(74,419,536)	$ 30,709,382
Changes due to:			
Service cost	636,740		636,740
Interest on total pension liability	7,664,270		7,664,270
Benefit changes	--		-
Difference between expected and actual experience	961,731		961,731
Assumption changes	2,296,388		2,296,388
Benefit payments	(6,476,789)	6,476,789	
Refunds	(37,241)	37,241	
Employer contributions		(2,210,609)	(2,210,609)
Employee contributions		(289,317)	(289,317)
Investment income		(5,708,914)	(5,708,914)
Investment expense		223,064	223,064
Administrative expense		175,570	175,570
Total changes	5,045,099	(1,296,176)	3,748,923
Balance September 30, 2016	$ 110,174,017	$(75,715,712)	$ 34,458,305

The amount reported as assumption changes in 2016 is due to a change in the investment return assumption from 7.50% to 7.40%, the mandated mortality assumption change to the same tables used in the Florida Retirement system actuarial valuation, and the impact of Ordinance No. 12-2016 adopted August 16, 2016.

NOTE I – TOWN OF PALM BEACH RETIREMENT SYSTEM (Continued)

Net Pension Liability – Police Officers

The components of the net pension liability at September 30, 2016 were as follows:

Description	Total Pension Liability	Fiduciary Net Position	Net Pension Liability
Balance September 30, 2015	$ 90,270,577	$(59,516,573)	$ 30,754,004
Changes due to:			
Service cost	229,514		229,514
Interest on total pension liability	6,571,902		6,571,902
Benefit changes	1,149,473		1,149,473
Difference between expected and actual experience	489,883		489,883
Assumption changes	3,077,576		3,077,576
Benefit payments	(5,492,306)	5,492,306	
Refunds	(27,651)	27,651	
Employer contributions		(2,306,795)	(2,306,795)
Employee contributions		(122,231)	(122,231)
Investment income		(4,574,146)	(4,574,146)
Investment expense		178,714	178,714
Administrative expense		140,951	140,951
Total changes	5,998,391	(1,163,550)	4,834,841
Balance September 30, 2016	$ 96,268,968	$(60,680,123)	$ 35,588,845

The amount reported as assumption changes in 2016 is due to a change in the investment return assumption from 7.50% to 7.40%, the mandated mortality assumption change to the same tables used in the Florida Retirement system actuarial valuation, and the impact of Ordinance No. 12-2016 adopted August 16, 2016.

NOTE I – TOWN OF PALM BEACH RETIREMENT SYSTEM (Continued)

Net Pension Liability – Firefighters

The components of the net pension liability at September 30, 2016 were

Description	Total Pension Liability	Fiduciary Net Position	Net Pension Liability
Balance September 30, 2015	$ 90,798,864	$(56,828,381)	$ 33,970,483
Changes due to:			
Service cost	187,387		187,387
Interest on total pension liability	6,601,468		6,601,468
Benefit changes	370,169		370,169
Difference between expected and actual experience	1,133,752		1,133,752
Assumption changes	3,049,237		3,049,237
Benefit payments	(5,679,431)	5,679,431	
Refunds	(66,548)	66,548	
Employer contributions		(2,359,519)	(2,359,519)
Employee contributions		(129,585)	(129,585)
Investment income		(4,346,954)	(4,346,954)
Investment expense		169,741	169,741
Administrative expense		133,874	133,874
Total changes	5,596,034	(786,464)	4,809,570
Balance September 30, 2016	$ 96,394,898	$(57,614,845)	$ 38,780,053

The amount reported as assumption changes in 2016 is due to a change in the investment return assumption from 7.50% to 7.40%, the mandated mortality assumption change to the same tables used in the Florida Retirement system actuarial valuation, and the impact of Ordinance No. 12-2016 adopted August 16, 2016.

NOTE I – TOWN OF PALM BEACH RETIREMENT SYSTEM (Continued)

Discount Rate

A single discount rate of 7.40% was used to measure the total pension liability. This single discount rate was based on the expected rate of return on pension plan investments of 7.40%. The projection of cash flows used to determine this single discount rate assumed that plan member contributions will be made at the current contribution rate and that employer contributions will be made at rates equal to the difference between actuarially determined contribution rates and the member rate. Based on these assumptions, the Plan's fiduciary net position was projected to be available to make all projected future benefit payments of current plan members. Therefore, the long-term expected rate of return on pension plan investments was applied to all periods of projected benefit payments to determine the total pension liability.

Sensitivity of the Net Pension Liability to Changes in the Discount Rate

The following table presents the net pension liability of the Town calculated using the single discount rate of 7.4 percent as well as what the Town's net pension liability would be if it were calculated using a discount rate that is one percentage point lower or one percentage point higher than the current rate.

Class of Employees	1% Decrease (6.4%)	Current Discount Rate (7.4%)	1% Increase (8.4%)
General employees	$ 47,752,917	$ 34,458,305	$ 23,460,928
Police officers	47,777,281	35,588,845	25,643,879
Firefighters	51,068,229	38,780,053	28,840,642

Deferred Outflows of Resources and Deferred Inflows of Resources and Pension Expense

General Employees and Lifeguards

At September 30, 2016, the Town reported a net pension liability of $34,458,305 for the general employees and lifeguards. The liability was measured as of September 30, 2016 and the total pension liability used to calculate the net pension liability was determined by an actuarial valuation as of September 30, 2015 updated to September 30, 2016.

NOTE I – TOWN OF PALM BEACH RETIREMENT SYSTEM (Continued)

Deferred Outflows of Resources and Deferred Inflows of Resources and Pension Expense (Continued)

General Employees and Lifeguards (Continued)

For the fiscal year ended September 30, 2016 the Town recognized a pension expense of $6,666,785 for the general employees and lifeguards. In addition, the Town reported deferred outflows of resources related to the general employees and lifeguards from the following sources:

Description	Deferred Outflows Of Resources	Deferred Inflows Of Resources
Difference between expected and actual experience	$ 1,094,607	$ -
Assumption changes	6,364,603	--
Net difference between projected and actual earnings on pension plan investments	5,650,540	49,198
	$ 13,109,750	$ 49,198

The amounts reported as deferred outflows of resources will be recognized in pension expense as follows:

Fiscal Year Ending September 30	Amortization
2017	$ 3,903,874
2018	3,903,874
2019	3,903,875
2020	1,164,510
2021	184,419
Thereafter	-
	$ 13,060,552

NOTE I – TOWN OF PALM BEACH RETIREMENT SYSTEM (Continued)

Deferred Outflows of Resources and Deferred Inflows of Resources and Pension Expense (Continued)

Police Officers

At September 30, 2016, the Town reported a net pension liability of $35,588,845 for the police officers. The liability was measured as of September 30, 2016 and the total pension liability used to calculate the net pension liability was determined by an actuarial valuation as of September 30, 2015 updated to September 30, 2016.

For the fiscal year ended September 30, 2016 the Town recognized a pension expense of $6,747,663 for the police officers. In addition, the Town reported deferred outflows of resources related to the police officers from the following sources:

Description	Deferred Outflows Of Resources	Deferred Inflows Of Resources
Difference between expected and actual experience	$ 723,951	$ -
Assumption changes	3,662,801	--
Net difference between projected and actual earnings on pension plan investments	4,524,054	42,308
	$ 8,910,806	$ 42,308

The amounts reported as deferred outflows of resources will be recognized in pension expense as follows:

Fiscal Year Ending September 30	Amortization
2017	$ 3,120,601
2018	3,120,601
2019	2,637,873
2020	(10,577)
2021	-
Thereafter	-
	$ 8,868,498

NOTE I – TOWN OF PALM BEACH RETIREMENT SYSTEM (Continued)

Deferred Outflows of Resources and Deferred Inflows of Resources and Pension Expense (Continued)

Firefighters

At September 30, 2016, the Town reported a net pension liability of $38,780,053 for the firefighters. The liability was measured as of September 30, 2016 and the total pension liability used to calculate the net pension liability was determined by an actuarial valuation as of September 30, 2015 updated to September 30, 2016.

For the fiscal year ended September 30, 2016 the Town recognized a pension expense of $5,916,280 for the firefighters. In addition, the Town reported deferred outflows of resources and deferred inflows of resources related to the firefighters from the following sources:

Description	Deferred Outflows Of Resources	Deferred Inflows Of Resources
Difference between expected and actual experience	$ 835,396	$ 185,443
Assumption changes	3,687,633	--
Net difference between projected and actual earnings on pension plan investments	4,232,506	33,790
	$ 8,755,535	$ 219,233

The amounts reported as deferred outflows of resources will be recognized in pension expense as follows:

Fiscal Year Ending September 30	Amortization
2017	$ 2,887,942
2018	$ 2,887,942
2019	$ 2,667,784
2020	$ 92,634
2021	-
Thereafter	-
	$ 8,536,302

NOTE I – TOWN OF PALM BEACH RETIREMENT SYSTEM (Continued)

Summary Data

The following table provides a summary of significant information related to the Plan for the year ended September 30, 2016.

	General Employees and Lifeguards	Police Officers	Firefighters	Total
Total pension liability	$ 110,174,017	$ 96,268,968	$ 96,394,898	$ 302,837,883
Plan fiduciary net position	75,715,712	60,680,123	57,614,845	194,010,680
Net pension liability	34,458,305	35,588,845	38,780,053	108,827,203
Plan fiduciary net position as a percentage of the total pension liability	68.7%	63.0%	59.8%	191.5%
Covered employee payroll	9,856,405	3,668,239	3,242,811	16,767,455
Net penson liability as a percentage of covered-employee payroll	349.6%	970.2%	1195.9%	2515.7%
Deferred outflows of resources	13,109,750	8,910,806	8,755,535	30,776,091
Deferred inflows of resources	49,198	42,308	219,233	310,739
Pension expense	6,666,785	6,747,663	5,916,280	19,330,728

Significant Actuarial Assumptions

The latest actuarial valuation of the Plan was performed as of September 30, 2015. The valuation was updated to September 30, 2016 to determine the total pension liability at the September 30, 2016 measurement date. The total pension liability was determined using the following actuarial assumptions:

Single discount rate	7.40%
Long-term expected investment rate of return	7.40%
Inflation	3.00%
Wage inflation	3.50%

Mortality

The mortality tables used are the same as those used for the July 1, 2016 Pension Actuarial Valuation of the Florida Retirement System. These tables are based based on the RP-2000 mortality tables with white and blue collar adjustments and with mortality improvements projected for healthy lives to all future years using Scalle BB.

NOTE J – DEFINED CONTRIBUTION PENSION PLAN

The Town established the Town of Palm Beach Defined Contribution Retirement Plan in the form of the ICMA Retirement Corporation Governmental Money Purchase Plan & Trust effective May 1, 2012 to provide benefits at retirement to the Town's employees. The Plan is a single-employer defined contribution pension plan administered by the ICMA Retirement Corporation. In a defined contribution plan, benefits depend solely on amounts contributed to the Plan plus investment earnings.

The Plan covers all employees working in excess of 1040 hours per year. Police officers, firefighters, general employees hired before May 1, 1992, and lifeguards hired before May 1, 1992 are required to make mandatory pre-tax contributions equal to 2% of covered compensation. General employees hired on or after May 1, 1992 and lifeguards hired on or after May 1, 1992 are required to make mandatory pre-tax contributions of 4% of covered compensation. The Town is required to match mandatory contributions. Covered compensation includes base pay (inclusive of all leave time) but excludes overtime and bonuses.

Employees are allowed to make voluntary contributions up to the maximum allowable under IRS Regulations. The Town is required to match up to 2% for voluntary contributions by police officers, firefighters, general employees hired before May 1, 1992, and lifeguards hired before May 1, 1992. The Town is not required to match voluntary contributions for general employees hired on or after May 1, 1992 and lifeguards hired on or after May 1, 1992. However, total Town contributions will not exceed 4% for any benefit group and will not be less than $1,000 per fiscal year per enrolled member.

For the year ended September 30, 2016, the Town made the required contributions of $649,713 and discretionary contributions of $584,616 for a total of $1,234,329. Employees made the required contributions of $688,117.

For the fiscal year ended September 30, 2016, the Town recognized pension expense of $1,234,329 for the defined contribution plan, which included forfeitures of $141,941. At September 30, 2016 the Town reported a payable in the amount of $67,562 for outstanding contributions to the Plan for the fiscal year ended September 30, 2016.

The Town does not hold or administer resources of the Plan. Consequently, the Plan does not meet the requirements for inclusion in the Town's financial statements as a fiduciary fund. The Plan does not issue a stand-alone financial report. Plan provisions are established and may be amended only by the Town Council.

NOTE K - OTHER POSTEMPLOYMENT BENEFITS

Plan Description: The Town of Palm Beach Other Postemployment Benefits (OPEB) Plan is a single-employer, defined benefit postemployment healthcare plan that is administered by the Town and covers retired employees of the Town and their dependents. The Plan provides for the payment of a portion of the health insurance premiums for eligible retired employees. The Town Council has the authority to establish and amend benefit provisions of the Plan. The Plan does not issue a separate, publicly available financial report.

The Plan has 221 retirees receiving benefits and a total of 338 active participants as of September 30, 2014.

Funding Policy: The contribution requirements of Plan members and the Town are established and may be amended by the Town Council. These contributions are neither mandated nor guaranteed. The Town has retained the right to unilaterally modify its payment for retiree health care benefits.

Plan members receiving benefits contribute a percentage of the monthly insurance premium. Prior to January 1, 2010, retiree contributions were 50% of the actuarial premium. Effective January 1, 2010, the retiree contributions were changed to a sliding scale under which the retiree contribution varies depending on years of service and pension benefit. The retiree contributions vary from a minimum of 50% of the actuarial premium to the maximum amount allowed under Florida Statute 112.08.

The State of Florida prohibits the Town from separately rating retirees and active employees. The Town therefore charges both groups an equal, blended rate premium. Although both groups are charged the same blended rate premium, GAAP requires the actuarial figures to be calculated using age adjusted premiums approximating claim costs for retirees separate from active employees. The use of age adjusted premiums results in the addition of an implicit rate subsidy into the actuarial accrued liability. However, the Town has elected to contribute to the Plan at a rate that is based on an actuarial valuation prepared using the blended rate premium that is actually charged to the Plan.

Net OPEB Asset: A reconciliation of the Town's beginning and ending net OPEB asset is presented below.

Annual required contribution	$	1,224,367
Interest on net OPEB asset		(1,276,409)
Adjustment to annual required contribution		932,076
Annual OPEB cost		880,034
Contributions made		(1,180,000)
Increase in net OPEB asset		(299,966)
Net OPEB asset, October 1, 2015		(17,018,781)
Net OPEB asset, September 30, 2016	$	(17,318,747)

NOTE K - OTHER POSTEMPLOYMENT BENEFITS (Continued)

Actuarial Methods and Assumptions: Actuarial valuations of an ongoing plan involve estimates of the value of reported amounts and assumptions about the probability of occurrence of events far into the future. Actuarially determined amounts are subject to continual revision as actual results are compared to past expectations and new estimates are made about the future. Although the valuation results are based on values the actuarial consultant believes are reasonable assumptions, the valuation result is only an estimate of what future costs may actually be and reflect a long-term perspective. Deviations in any of several factors, such as future interest rate discounts, medical cost inflation, Medicare coverage risk, and changes in marital status, could result in actual costs being greater or less than estimated.

Projections of benefits for financial reporting purposes are based on the substantive plan (the plan as understood by the employer and the plan members) and include the types of benefits provided at the time of each valuation and the historical pattern of sharing of benefit costs between the employer plan members to that point. The actuarial methods and assumptions used include techniques that are designed to reduce the effects of short-term volatility in actuarial accrued liabilities and the actuarial value of assets, consistent with the long-term perspective of the calculations.

The most recent actuarial valuation of the Plan was done as of October 1, 2016. The projected unit credit actuarial cost method was used. The actuarial assumptions included an 7.5% investment rate of return (net of administrative expenses), which is a blended rate of the expected long-term investment returns on plan assets and on the Town's own investments calculated based on the funded level of the plan at the valuation date, an annual healthcare cost trend rate of 9% initially, reduced by decrements to an ultimate rate of 5% in the year 2023 and a salary increase assumption of 3.5% per annum. All three rates included a 3.0% inflation assumption. The actuarial value of assets was determined based on the actual fair value of assets as of the valuation date. The UAAL will be amortized over a period of 30 years as a level percentage of projected payroll on an open basis. Mortality assumptions are from RP-2014 Mortality Fully Generational Mortality Tables using Projection Scale MP-2015.

NOTE K - OTHER POSTEMPLOYMENT BENEFITS (Continued)

Annual OPEB Cost: Three-year trend information about the Town's annual OPEB cost is shown below:

Year Ended	Annual OPEB Cost	Actual Employer Contribution	Percentage Contributed	Net OPEB Obligation (Asset)
09-30-14	$1,090,951	$2,043,251	187%	($16,479,990)
09-30-15	781,040	1,319,831	169%	(17,018,781)
09-30-16	880,034	1,180,000	134%	(17,318,747)

Funded Status:

The funded status of the plan as of most recent actuarial valuation date was as follows:

Actuarial Valuation Date	Actuarial Value of Assets	Actuarial Accrued Liability (AAL)	Unfunded Actuarial Accrued Liability (UAAL)	Funded Ratio	Covered Payroll	UAAL as a % of Covered Payroll
10-01-16	$28,401,183	$34,693,373	$6,292,190	81.9%	$22,005,000	28.6%

Funding Progress: Amounts determined regarding the funded status of the plan and the annual required contributions of the employer are subject to continual revision as actual results are compared with past expectations and new estimates are made about the future. The schedule of funding progress presented as required supplementary information following the notes to the financial statements presents multi-year trend information that shows whether the actuarial value of plan assets is increasing or decreasing over time relative to the actuarial accrued liability for benefits.

NOTE K - OTHER POSTEMPLOYMENT BENEFITS (Continued)

The OPEB Trust Fund does not issue a separate financial report. The Trust Fund's financial statements are presented below.

Statement of Plan Net Position
September 30, 2016

Assets	
Equity in pooled cash and investments	$ 1,913,014
Interest and dividends receivable	2,379
Investments	
Short term investment fund	164,811
Domestic equity funds	8,693,726
International equity funds	5,260,429
Fixed income securities	5,408,268
Inflation hedging funds	2,326,469
Alternative investments	4,804,081
Total assets	28,573,177
Liabilities	
Accounts payable and accrued liabilities	171,994
Total liabilities	171,994
Net position restricted for retiree health benefits	$ 28,401,183

NOTE K - OTHER POSTEMPLOYMENT BENEFITS (Continued)

Statement of Changes in Plan Net Position
Year Ended September 30, 2016

Additions	
Contributions	
Employer	$ 1,180,000
Employee	1,235,489
Other	82,497
Total contributions	2,497,986
Investment income (loss)	
Net appreciation in fair value of investments	1,197,212
Interest and dividends	527,828
Total investment income	1,725,040
Less investment expense	(99,079)
Net investment income	1,625,961
Total additions	4,123,947
Deductions	
Benefit payments	2,250,926
Administrative expense	99,953
Other	981
Total deductions	2,351,860
Net increase	1,772,087
Net position restricted for retiree health benefits – beginning of year	26,629,096
Net position restricted for retiree health benefits – end of year	$ 28,401,183

NOTE L - INSURANCE PROGRAM

The Town retains the risk of loss for certain claims related to general liability and property risks, group accident and health, and workers' compensation. These insurance activities are accounted for in the Internal Service Funds. The Internal Service Funds charge departments of the Town for insurance coverage based upon historical claims experience, insurance costs and relative share of total risk. A claims liability of approximately $1,764,000 is included in accrued liabilities of the Internal Service Funds at September 30, 2016. This liability is based on the provisions of Governmental Accounting Standards Board Statement No. 10, which requires that a liability for claims be accrued if information prior to the issuance of the financial statements indicates that it is probable that a liability has been incurred at the date of the financial statements and the amount of the loss can be reasonably estimated. Accordingly, the accrued liability for claims includes the estimated future liability on a case-by-case basis for all reported claims and an amount for claims incurred but not reported. The accrued claims liabilities at September 30, 2016 were determined by actuarial valuations performed by Willis Towers Watson Actuarial Services for group health and Glicksman Consulting, LLC. for general liability, workers' compensation, and property.

The Town's insurance program covers most risks insured by public entities. There are exposures to the Town that are either uninsured or uninsurable that pose a financial risk to the Town. The exposures consist of, but are not limited to, street lights, traffic lights, signs, roads, sidewalks, underground storm and sanitary sewers, seawalls, bulkheads, piling, docks, statues, living wall, clock tower, mold, beaches, shrubs, plants, security cameras not in buildings, acts of terrorism, and debris left from hurricanes. There is also a 5% deductible for named wind storms under the Town's property coverage which is not included in the 75% confidence level provided by the outside actuarial firm. Settled claims have not exceeded commercial insurance coverage in the past three years.

The Town is a party to various claims, legal actions and complaints. In the opinion of Town management, all such matters are adequately covered by claim reserves under its insurance program or if not covered, are without merit or involve such minimal amounts that an unfavorable disposition would not have a material effect on the Town's financial position.

The insurance coverage and accrued claims liability of the Internal Service Funds at September 30, 2016 are summarized below and on the following pages.

Group Accident and Health: Certain employees and retirees of the Town contribute through payroll deductions or deductions from pension payments to the cost of group benefits. The remainder of the necessary funding is contributed by the Town based on an actuarially determined amount. As of September 30, 2016, these benefits covered 286 active employees, 166 retirees and 518 dependents. The Town retains the risk of loss up to $100,000 per occurrence. Insurance coverage for claims in excess of these specific limits (aggregate reimbursement maximum per policy period is $5,000,000) has been obtained from a commercial carrier. The Town makes available certain health insurance benefits for its retired employees and their dependents in accordance with State Statute. Retiree health care benefits are accounted for in the Town's OPEB plan.

NOTE L - INSURANCE PROGRAM (Continued)

Other Liabilities: The Town retains the risk of loss for most exposures as follows:

- Property Liability - $5,000 deductible per occurrence plus a 5% deductible per insured location for a "named" windstorm.
- General Liability - $200,000/$300,000 per occurrence.
- Law Enforcement Liability - $100,000 per occurrence.
- Public Officials Liability - $200,000 per occurrence.
- Employment Practices Liability - $200,000 per occurrence.
- Automobile Liability - $100,000 per occurrence.
- Workers' Compensation – $500,000 deductible per occurrence.
- Cyber Liability - $25,000 per occurrence.
- An aggregate retention (loss fund) of $1,100,000 is established each fiscal year for this purpose. The loss fund does not include property, wind, hailstorm, flood, or any uninsured or uninsurable asset.

Excess liability coverage is maintained above the Town's retained risk of loss with commercial carriers as follows:

- Property Liability - $44,220,110 for buildings and contents.
- General Liability - $5,000,000 per occurrence and $10,000,000 aggregate.
- Law Enforcement Liability - $5,000,000 per occurrence $10,000,000 aggregate.
- Public Officials Liability - $5,000,000 per occurrence and $5,000,000 aggregate.
- Employment Practices Liability - $5,000,000 per occurrence and $5,000,000 aggregate.
- Automobile Liability - $5,000,000 per occurrence with no aggregate.
- Workers' Compensation – statutory.
- Cyber Liability - $1,000,000 per occurrence with no aggregate.

NOTE L - INSURANCE PROGRAM (Continued)

Florida Statutes limit the Town's maximum loss for most liability claims to $200,000 per person and $300,000 per occurrence under the doctrine of sovereign immunity. However, under certain circumstances a plaintiff can seek to recover damages in excess of statutory limits by introducing a claims bill to the Florida Legislature. The limits addressed in the Florida Statutes do not apply to claims filed in Federal Courts.

The claims activity for the last two fiscal years is summarized as follows:

	Year Ended September 30, 2016	Year Ended September 30, 2015
Accrued claims liability at beginning of fiscal year	$ 1,792,000	$ 1,568,000
Current year claims and changes in estimates	3,858,000	3,715,000
Claim payments	(3,891,000)	(3,491,000)
Accrued claims liability at end of fiscal year	$ 1,759,000	$ 1,792,000

The accrued claims liability at September 30, 2016 consisted of $233,000 for group health and accident claims and $1,526,000 for other claims.

NOTE M - COMMITMENTS AND CONTINGENCIES

Contractual Commitments: The Town has various long-term contractual obligations for construction projects on which work has not been completed. The remaining commitments on these obligations at September 30, 2016 are as follows:

	Revised Contract Amount	Amount Expended at September 30, 2016	Balance at September 30, 2016
CIP 2013 Bond Fund	$ 20,095,883	$ 13,418,571	$ 6,677,312
Beach Restoration Fund	8,114,572	7,329,317	785,255
Special Assessment Fund	1,847,604	149,992	1,697,612
Capital Improvement Fund	1,819,817	1,568,989	250,828
General Fund	896,779	556,419	340,360
Recreation Enterprise Fund	172,300	164,800	7,500
Total	$ 32,946,955	$ 23,188,088	$ 9,758,867

NOTE M - COMMITMENTS AND CONTINGENCIES (Continued)

Grants: Amounts received or receivable from grantor agencies are subject to audit and adjustment by those agencies, principally the Federal government and State of Florida. Any disallowed claims, including amounts already received, might constitute a liability of the Town for the return of those funds. As of September 30, 2016, approximately $274,000 of such amounts to be refunded by the Town is included in "Due to Other Governments" in the accompanying Statement of Net Position of the Town's governmental activities.

Encumbrances: At September 30, 2016, the following amounts were encumbered in the governmental funds:

Major Funds	
General Fund	$ 1,514,270
Special Assessment Fund	1,708,597
Beach Restoration Project Fund	850,379
CIP 2013 Bond Fund	7,129,082
Total Major Funds	11,202,328
Non-Major Governmental Funds	1,910,891
Total Encumbrances	$ 13,113,219

NOTE N – LANDFILL CLOSURE AND POSTCLOSURE CARE COSTS

The Town currently operates two vegetative waste landfill sites, one on Skees Road and another on Okeechobee Boulevard. State and federal laws and regulations require that the Town place a final cover on these landfill sites when they stop accepting waste and to perform certain maintenance and monitoring functions at these sites for a minimum of thirty years after closure. Although the majority of closure and postclosure care costs will be paid only near or after the date that the operating landfills stop accepting waste, in accordance with GASB Statement No. 18, *Landfill Closure and Postclosure Care Costs*, the Town reports a portion of these closure and post closure care costs as an operating expense each fiscal year based on the landfill capacity used during the period.

As of September 30, 2016, the estimated liability for landfill closure and postclosure care costs were $1,503,666 for the Skees Road site and $1,083,151 for the Okeechobee Boulevard site for a total of $2,586,817. This represents the cumulative amounts reported to date based on the use of 60.5% of the estimated capacity of the Skees Road site and 82.2% of the Okeechobee Boulevard site. The total liability is reported in the Governmental Activities in the entity-wide Statement of Net Position. The Town will recognize the remaining estimated costs of closure and postclosure care of $980,090 for the Skees Road Site and $234,551 for the Okeechobee Boulevard site as the remaining estimated capacity is filled. The landfills have remaining estimated lives of 35 years and 13 years for the Skees Road site and Okeechobee Boulevard site, respectively.

NOTE N – LANDFILL CLOSURE AND POSTCLOSURE CARE COSTS (Continued)

The estimated total current cost of the landfill closure and post closure care is $2,483,756 for the Skees Road site and $1,317,702 for the Okeechobee Boulevard site for a total of $3,801,458. This is based on the amount that would be paid if all equipment, facilities, and services required to close, monitor, and maintain the landfills were acquired as of September 30, 2016. However, the actual cost of closure and postclosure may be higher due to inflation, changes in technology, or changes in landfill laws and regulations.

In accordance with Rule 62-701.630, Florida Administrative Code, the Town is required to prepare and submit alternate proof of financial assurance to the Florida Department of Environmental Protection on an annual basis showing that the Town has sufficient financial resources to cover, at a minimum, the costs of complying with all state landfill closing and long-term care requirements. The Town is in compliance with this requirement.

NOTE O - DEFICIT FUND BALANCES OF INDIVIDUAL FUNDS

As of September 30, 2016, the Special Assessment Fund and the Special Assessment Maintenance Fund had unassigned fund balance deficits in the amount of $1,793,056 and $71,914, respectively. The deficits were caused by expenditures for special assessment projects incurred prior to the levy of the assessments.

REQUIRED SUPPLEMENTARY INFORMATION

TOWN OF PALM BEACH, FLORIDA

REQUIRED SUPPLEMENTARY INFORMATION
BUDGETARY COMPARISON SCHEDULE - GENERAL FUND

Year Ended September 30, 2016

	Budgeted Amounts		Actual	Variance with Final Budget Positive
	Original	Final	Amounts	(Negative)
REVENUES				
Taxes				
Ad valorem	$ 47,131,000	$ 47,131,000	$ 47,882,187	$ 751,187
Local option gas tax	325,000	325,000	338,120	13,120
Franchise fees	2,160,000	2,160,000	2,132,019	(27,981)
Utility service	5,520,000	5,520,000	5,591,219	71,219
Business tax receipts	696,820	696,820	723,649	26,829
Total taxes	55,832,820	55,832,820	56,667,194	834,374
Fees and permits				
Building permits	6,018,500	6,018,500	8,791,344	2,772,844
Fees and other permits	445,000	445,000	631,514	186,514
Total fees and permits	6,463,500	6,463,500	9,422,858	2,959,358
Intergovernmental				
State shared revenue	1,098,000	1,098,000	1,082,569	(15,431)
Shared revenue-local	20,000	20,000	24,199	4,199
Total intergovernmental	1,118,000	1,118,000	1,106,768	(11,232)
Charges for services				
General government	37,000	37,000	37,228	228
Public safety	1,547,500	1,547,500	1,837,295	289,795
Physical environment	1,285,888	1,285,888	1,179,500	(106,388)
Transportation	997,000	997,000	1,077,731	80,731
Total charges for services	3,867,388	3,867,388	4,131,754	264,366
Fines and forfeitures	1,284,000	1,284,000	1,174,837	(109,163)
Investment earnings	700,000	700,000	490,102	(209,898)
Grant revenue	17,437	17,437	15,698	(1,739)
Miscellaneous				
Rents and royalties	35,000	35,000	37,919	2,919
Other miscellaneous	231,600	231,600	245,143	13,543
Total miscellaneous	266,600	266,600	283,062	16,462
Total revenues	69,549,745	69,549,745	73,292,273	3,742,528

See notes to the budgetary comparison schedule.

TOWN OF PALM BEACH, FLORIDA

REQUIRED SUPPLEMENTARY INFORMATION
BUDGETARY COMPARISON SCHEDULE - GENERAL FUND (CONTINUED)

Year Ended September 30, 2016

	Budgeted Amounts		Actual	Variance with Final Budget Positive
	Original	Final	Amounts	(Negative)
EXPENDITURES				
General government				
Town manager	$ 2,222,206	$ 3,069,138	$ 2,771,653	$ 297,485
Human resources	851,243	862,139	740,361	121,778
Information systems	2,320,819	2,469,332	2,260,001	209,331
Town clerk	368,287	373,287	287,448	85,839
Finance	1,660,552	1,661,588	1,611,612	49,976
Planning, zoning and building	743,213	702,052	644,402	57,650
Permit issuance	1,261,398	1,336,835	1,261,736	75,099
Employee benefits	1,180,000	1,180,000	1,180,000	
Total general government	10,607,718	11,654,371	10,757,213	897,158
Public safety				
Inspection and compliance	1,274,087	1,426,856	1,274,736	152,120
Fire-rescue	12,056,003	12,031,185	11,575,455	455,730
Police	14,500,298	14,526,263	14,211,699	314,564
Emergency/disaster response	990,986	226,841	11,822	215,019
Total public safety	28,821,374	28,211,145	27,073,712	1,137,433
Physical environment				
Administration	1,075,809	1,056,009	981,236	74,773
Sewer and sanitation	8,349,965	8,424,152	7,946,589	477,563
Public works	2,749,810	2,865,719	2,510,867	354,852
Total physical environment	12,175,584	12,345,880	11,438,692	907,188
Transportation				
Streets and repairs	368,163	413,517	312,645	100,872
Traffic control	732,480	793,305	675,543	117,762
Total transportation	1,100,643	1,206,822	988,188	218,634
Culture and recreation				
Recreation	156,840	206,025	173,128	32,897
Library	315,777	315,777	315,777	
Parks and beaches	1,491,118	1,713,913	1,444,951	268,962
Total culture and recreation	1,963,735	2,235,715	1,933,856	301,859
Non-departmental	1,934,595	1,968,595	1,967,485	1,110
Total expenditures	56,603,649	57,622,528	54,159,146	3,463,382

(continued)

See notes to the budgetary comparison schedule.

TOWN OF PALM BEACH, FLORIDA

REQUIRED SUPPLEMENTARY INFORMATION
BUDGETARY COMPARISON SCHEDULE - GENERAL FUND (CONTINUED)

Year Ended September 30, 2016

	Budgeted Amounts		Actual	Variance with Final Budget Positive
	Original	Final	Amounts	(Negative)
OTHER FINANCING SOURCES (USES)				
Transfers In	$ 785,000	$ 785,000	$ 785,000	$
Transfers Out	(15,310,682)	(17,840,932)	(17,840,932)	
	(14,525,682)	(17,055,932)	(17,055,932)	
Revenue and other sources under expenditures and other uses	$ (1,579,586)	$ (5,128,715)	2,077,195	$ 7,205,910
Fund balances - beginning of year			28,566,908	
Fund balance - end of year			$ 30,644,103	

See notes to the budgetary comparison schedule.

TOWN OF PALM BEACH, FLORIDA

REQUIRED SUPPLEMENTARY INFORMATION
NOTES TO BUDGETARY COMPARISON SCHEDULE

September 30, 2016

NOTE A - BUDGETARY ACCOUNTING

Budgets: Budgets are legally adopted for the General Fund, all Debt Service Funds, and all Capital Projects Funds. Special Revenue Funds are not budgeted because they are not legally required to do so. All governmental fund budgets are prepared on the modified accrual basis of accounting. Formal budgetary integration is employed within the accounting system as a management control device. Appropriations are legally controlled at the departmental level and expenditures may not legally exceed appropriations at that level.

Under the Laws of the State of Florida and the Town Code, the Town Manager submits to the Mayor and Town Council, prior to July 31st, a proposed Annual Budget and Financial Plan for the fiscal year commencing the following October 1st. The Annual Budget and Financial Plan is prepared by fund, function and activity and includes all proposed expenditures and the means of financing them. Public hearings are conducted to obtain taxpayer comments. Prior to October 1st, the budget is legally enacted by the Town Council through passage of an ordinance.

Changes or amendments to increase or decrease the total amount of budgeted revenue or expenditures for a given fund must be approved by a majority vote of the Town Council; however, changes, amendments or transfers within the total revenue or expenditures for functions, activities or departments of a given fund may be approved by the Town Manager.

All budget amounts presented in the accompanying supplementary information reflect the original budget and the amended budget based on legally authorized revisions to the original budgets during the year. Unexpended appropriations lapse at year end.

Encumbrances: Encumbrance accounting, under which purchase orders, contracts, and other commitments for the expenditure of monies are recorded in order to reserve that portion of the applicable appropriation, is employed as an extension of formal budgetary control. Encumbrances lapse at year end and become obligations of the subsequent year's budget. At September 30, 2015, the Town had commitments related to unperformed contracts, which have been re-appropriated in the 2015-2016 annual budget. These amounts are not included in the current year's expenditures as reported in these financial statements. The amended budget at September 30, 2015, includes $936,776 of prior year encumbrances that were re-appropriated.

NOTE B - BUDGET AND ACTUAL COMPARISONS

A budgetary comparison schedule is required to be presented for the General Fund and each budgeted special revenue fund. The Special Assessment Special Revenue Fund is not legally required to be budgeted and is not budgeted. For the year ended September 30, 2016, no departments had an excess of expenditures over appropriations.

TOWN OF PALM BEACH, FLORIDA

REQUIRED SUPPLEMENTARY INFORMATION
SCHEDULE OF FUNDING PROGRESS
OTHER POSTEMPLOYMENT BENEFITS

Year Ended September 30, 2016

(In Thousands)

Actuarial Valuation Date	Actuarial Value of Assets (a)	Actuarial Accrued Liability (AAL) (b)	Unfunded Actuarial Accrued Liability (UAAL) (b-a)	Funded Ratio (a/b)	Covered Payroll (c)	UAAL as a % of Covered Payroll [(b-a)/c]
10/01/12	$ 20,942	$ 29,289	$ 8,347	71.5%	$ 21,754	38.4%
10/01/14	27,629	35,538	7,909	77.7%	23,221	34.1%
10/01/16	28,401	34,693	6,292	81.9%	22,005	28.6%

The schedule of funding progress presented above presents multi-year trend information that shows whether the actuarial value of plan assets is increasing or decreasing over time relative to the actuarial accrued liability for benefits.

TOWN OF PALM BEACH, FLORIDA

REQUIRED SUPPLEMENTARY INFORMATION

SCHEDULE OF CHANGES IN THE TOWN'S NET PENSION LIABILITY AND RELATED RATIOS

GENERAL EMPLPOYEES AND LIFEGUARDS RETIREMENT PLAN

Year Ended September 30, 2016

	2014	2015	2016
Total Pension Liability			
Service cost	$ 733,095	$ 739,734	$ 636,740
Interest on the total pension liability	7,058,622	7,096,090	7,664,270
Benefit changes		39,572	--
Differences between expected and actual expeience		499,433	961,731
Assumption changes		7,152,240	2,296,388
Benefit payments	(5,289,162)	(9,215,159)	(6,476,789)
Refund	(16,118)	(70,488)	(37,241)
Net Change in Total Pension Liability	2,486,437	6,241,422	5,045,099
Total Pension Liability - Beginning	91,884,309	98,887,496	105,128,918
Prior Period Adjustment	4,516,750		--
Total Pension Liability - Ending (a)	$ 98,887,496	$105,128,918	$110,174,017
Plan Fiduciary Net Position			
Employer contributions	$ 2,018,621	$ 2,008,406	$ 2,210,609
Employee contributions	289,425	282,284	289,317
Pension plan investment income (loss)	5,799,299	(3,076,859)	5,708,914
Investment expense	(243,389)	(241,461)	(223,064)
Benefit payments	(5,289,162)	(9,215,159)	(6,476,789)
Refunds	(16,118)	(70,488)	(37,241)
Pension plan administrative expense	(162,070)	(175,900)	(175,570)
Not Change in Plan Fiduciary Net Position	2,396,606	(10,489,177)	1,296,176
Plan Fiduciary Net Position - Beginning	77,995,357	84,908,713	74,419,536
Prior Period Adjustement	4,516,750	--	--
Plan Fiduciary Net Position - Ending (b)	$ 84,908,713	$ 74,419,536	$ 75,715,712
Net Pension Liability - Ending (a) - (b)	$ 13,978,783	$ 30,709,382	$ 34,458,305
Plan Fiduciary Net Position as a Percentage of the Total Pension Liability	85.86%	70.79%	68.72%
Covered Payroll	$ 9,689,419	$ 10,075,310	$ 9,856,405
County's Net Pension Liability as a Percentage of Covered-Employee Payroll	144.27%	304.80%	349.60%

This schedule is intended to show information for 10 years. However, until a full 10-year trend is compiled, information will be presented for those years for which information is available.

See accompanying notes to required supplementary information

TOWN OF PALM BEACH, FLORIDA

REQUIRED SUPPLEMENTARY INFORMATION

SCHEDULE OF TOWN CONTRIBUTIONS

GENERAL EMPLPOYEES AND LIFEGUARDS RETIREMENT PLAN

Year Ended September 30, 2016

Fiscal Year Ended September 30	Actuarily Determined Contribution	Actual Contributions	Contribution Deficiency (Excess)	Covered Payroll	Actual Contribution as a % of Covered Payroll
2014	$ 1,994,388	$ 2,018,621	$ (24,233)	$ 9,698,419	20.81%
2015	$ 2,013,723	$ 2,008,406	$ 5,317	$ 10,075,310	19.93%
2016	$ 2,066,276	$ 2,210,609	$ (144,333)	$ 9,856,405	22.43%

This schedule is intended to show information for 10 years. However, until a full 10-year trend is compiled, information will be presented for those years for which information is available.

See accompanying notes to required supplementary information

TOWN OF PALM BEACH, FLORIDA

NOTES TO REQUIRED SUPPLEMENTARY INFORMATION

GENERAL EMPLOYEES AND LIFEGUARDS RETIREMENT PLAN

For the Fiscal Year Ended September 30, 2016

Methods and Assumptions Used to Determine Contribution Rates for the Fiscal Year Ending September 30, 2016:

Valuation Date:	September 30, 2014
Actuarial Cost Method	Entry-age normal
Amortization Method	Level percent-of-payroll, closed
Remaining Amortization Period	17-30 years
Asset Valuation Method	5-year smoothed market
Inflation	3.00%
Wage Inflation	3.50%
Salary Increases	7.3% to 3.7% including inflation. For the total pension liability as of September 30, 2015: 3.50% including inflation
Investment Rate of Return	7.50%
Retirement Age	Age-based tables of rates specific to the type of eligibility condition.
Mortality	RP-2000 Combined Healthy Mortality Tables for males and females.

Other Information:

Notes	Actuarially determined contribution rates are calculated as of September 30, which is 12 months prior to the beginning of the fiscal year for which contributions are reported. The fiscal year 2016 contribution rates were determined in the September 30, 2014 Actuarial Valuation Report dated February 10, 2015.
Cost-of-Living Adjustment	Members who retire after 09/30/68 and prior to 10/01/90 receive an annual 1.0% increase computed on the base benefit. Members after 09/30/90 will be increased 2.0% annually based on total pension after a 3-year deferral period. Benefits accrued after 04/30/12 are not adjusted for those not eligible for normal retirement at 05/01/12. Other adjustments have been made periodically.
Changes in Assumptions	Effective as of September 30, 2016, the investment return assumption was lowered from 7.50% to 7.40%, and the mortality table was updated from the RP-2014 Healthy Annuitant Mortality Table for males and females projected to 2017 using Projection Scale MP-2014 to the Florida Retirement System mortality assumptions.

TOWN OF PALM BEACH, FLORIDA

REQUIRED SUPPLEMENTARY INFORMATION

SCHEDULE OF CHANGES IN THE TOWN'S NET PENSION LIABILITY AND RELATED RATIOS

POLICE OFFICERS RETIREMENT PLAN

Year Ended September 30, 2016

	2014	2015	2016
Total Pension Liability			
Service cost	$ 311,681	$ 274,361	$ 229,514
Interest on the total pension liability	6,321,297	6,343,197	6,571,902
Benefit changes		83,392	1,149,473
Differences between expected and actual expeience		637,285	489,883
Assumption changes		2,464,149	3,077,576
Benefit payments	(4,690,744)	(7,918,798)	(5,492,306)
Refund	(12,726)	(22,377)	(27,651)
Net Change in Total Pension Liability	1,929,508	1,861,209	5,998,391
Total Pension Liability - Beginning	82,415,628	88,409,367	90,270,576
Prior Period Adjustment	4,064,231		
Total Pension Liability - Ending (a)	$ 88,409,367	$ 90,270,576	$ 96,268,967
Plan Fiduciary Net Position			
Employer contributions	$ 1,979,219	$ 2,144,662	$ 2,306,795
Employee contributions	108,250	98,530	122,231
Pension plan investment income (loss)	4,966,209	(2,464,621)	4,574,146
Investment expense	(193,228)	(193,415)	(178,714)
Benefit payments	(4,690,744)	(7,918,798)	(5,492,306)
Refunds	(12,726)	(22,377)	(27,651)
Pension plan administrative expense	(128,668)	(140,899)	(140,951)
Not Change in Plan Fiduciary Net Position	2,028,312	(8,496,918)	1,163,550
Plan Fiduciary Net Position - Beginning	61,920,948	68,013,491	59,516,573
Prior Period Adjustement	4,064,231		
Plan Fiduciary Net Position - Ending (b)	$ 68,013,491	$ 59,516,573	$ 60,680,123
Net Pension Liability - Ending (a) - (b)	$ 20,395,876	$ 30,754,003	$ 35,588,844
Plan Fiduciary Net Position as a Percentage of the Total Pension Liability	76.93%	65.93%	63.03%
Covered Payroll	$ 3,453,957	$ 3,354,258	$ 3,668,239
County's Net Pension Liability as a Percentage of Covered-Employee Payroll	590.51%	916.86%	970.19%

This schedule is intended to show information for 10 years. However, until a full 10-year trend is compiled, information will be presented for those years for which information is available.

See accompanying notes to required supplementary information

TOWN OF PALM BEACH, FLORIDA

REQUIRED SUPPLEMENTARY INFORMATION

SCHEDULE OF TOWN CONTRIBUTIONS

POLICE OFFICERS RETIREMENT PLAN

Year Ended September 30, 2016

Fiscal Year Ended September 30	Actuarily Determined Contribution	Actual Contributions	Contribution Deficiency (Excess)	Covered Payroll	Actual Contribution as a % of Covered Payroll
2014	$ 1,881,949	$ 1,979,219	$ (97,270)	$ 3,453,957	57.30%
2015	$ 2,144,662	$ 2,144,662		$ 3,354,258	63.94%
2016	$ 2,233,214	$ 2,306,795	$ (73,581)	$ 3,668,239	62.89%

This schedule is intended to show information for 10 years. However, until a full 10-year trend is compiled, information will be presented for those years for which information is available.

See accompanying notes to required supplementary information

TOWN OF PALM BEACH, FLORIDA

NOTES TO REQUIRED SUPPLEMENTARY INFORMATION

POLICE OFFICERS RETIREMENT PLAN

For the Fiscal Year Ended September 30, 2016

Methods and Assumptions Used to Determine Contribution Rates for the Fiscal Year Ending September 30, 2016:

Valuation Date:	September 30, 2014
Actuarial Cost Method	Entry-age normal
Amortization Method	Level percent-of-payroll, closed
Remaining Amortization Period	12-30 years
Asset Valuation Method	5-year smoothed market
Inflation	3.00%
Wage Inflation	3.50%
Salary Increases	7.3% to 3.7% including inflation.
Investment Rate of Return	7.50%
Retirement Age	Age and experience-based tables of rates specific to the type of eligibility condition.
Mortality	RP-2000 Combined Healthy Mortality Tables for males and females.

Other Information:

Notes	Actuarially determined contribution rates are calculated as of September 30, which is 12 months prior to the beginning of the fiscal year for which contributions are reported. The fiscal year 2016 contribution rates were determined in the September 30, 2014 Actuarial Valuation Report dated February 10, 2015.
Cost-of-Living Adjustment	Members who retire after 09/30/68 and prior to 10/01/90 receive an annual 1.0% increase computed on the base benefit. Members after 09/30/90 will be increased 2.0% annually based on total pension after a 3-year deferral period. Benefits accrued after 04/30/12 are not adjusted for those not eligible for normal retirement at 05/01/12. Other adjustments have been made periodically.
Mortality	Effective as of September 30, 2016, the investment return assumption was lowered from 7.50% to 7.40%, and the mortality table was updated from the RP-2014 Healthy Annuitant Mortality Table for males and females projected to 2017 using Projection Scale MP-2014 to the Florida Retirement System mortality assumptions.

TOWN OF PALM BEACH, FLORIDA

REQUIRED SUPPLEMENTARY INFORMATION

SCHEDULE OF CHANGES IN THE TOWN'S NET PENSION LIABILITY AND RELATED RATIOS

FIREFIGHTERS RETIREMENT PLAN

Year Ended September 30, 2016

	2014	2015	2016
Total Pension Liability			
Service cost	$ 281,248	$ 238,556	$ 187,387
Interest on the total pension liability	6,324,999	6,396,715	6,601,560
Benefit changes		35,550	370,169
Differences between expected and actual expeience		(299,119)	1,133,752
Assumption changes		2,324,039	3,049,236
Benefit payments	(5,101,421)	(6,098,229)	(5,679,431)
Refund	(21,692)	(36,034)	(66,548)
Net Change in Total Pension Liability	1,483,134	2,561,478	5,596,125
Total Pension Liability - Beginning	82,218,000	88,237,386	90,798,864
Prior Period Adjustment	4,536,252		
Total Pension Liability - Ending (a)	$ 88,237,386	$ 90,798,864	$ 96,394,989
Plan Fiduciary Net Position			
Employer contributions	$ 2,071,503	$ 2,269,117	$ 2,359,519
Employee contributions	154,199	210,233	129,585
Pension plan investment income	4,308,313	(2,285,815)	4,346,954
Investment expense	(182,692)	(179,383)	(169,741)
Benefit payments (1)	(5,101,421)	(6,098,229)	(5,679,431)
Refunds	(21,692)	(36,034)	(66,548)
Pension plan administrative expense	(121,652)	(130,676)	(133,874)
Not Change in Plan Fiduciary Net Position	1,106,558	(6,250,787)	786,464
Plan Fiduciary Net Position - Beginning	57,436,358	63,079,168	56,828,381
Prior Period Adjustement	4,536,252		
Plan Fiduciary Net Position - Ending (b)	$ 63,079,168	$ 56,828,381	$ 57,614,845
Net Pension Liability - Ending (a) - (b)	$ 25,158,218	$ 33,970,483	$ 38,780,144
Plan Fiduciary Net Position as a Percentage of the Total Pension Liability	71.49%	62.59%	59.77%
Covered Payroll	$ 3,671,337	$ 3,403,307	$ 3,242,811
County's Net Pension Liability as a Percentage of Covered-Employee Payroll	685.26%	998.16%	1195.88%

This schedule is intended to show information for 10 years. However, until a full 10-year trend is compiled, information will be presented for those years for which information is available.

(1) Transfers from ICMA Shares included in benefit payments for 2015 and 2016.

See accompanying notes to required supplementary information

TOWN OF PALM BEACH, FLORIDA

REQUIRED SUPPLEMENTARY INFORMATION

SCHEDULE OF TOWN CONTRIBUTIONS

FIREFIGHTERS RETIREMENT PLAN

Year Ended September 30, 2016

Fiscal Year Ended September 30	Actuarily Determined Contribution	Actual Contributions	Contribution Deficiency (Excess)	Covered Payroll	Actual Contribution as a % of Covered Payroll
2014	$ 2,040,491	$ 2,071,503	$ (31,012)	$ 3,671,337	56.42%
2015	$ 2,223,584	$ 2,223,584		$ 3,403,307	65.34%
2016	$ 2,285,579	$ 2,359,519	$ (73,940)	$ 3,242,811	72.76%

This schedule is intended to show information for 10 years. However, until a full 10-year trend is compiled, information will be presented for those years for which information is available.

See accompanying notes to required supplementary information

TOWN OF PALM BEACH, FLORIDA

NOTES TO REQUIRED SUPPLEMENTARY INFORMATION

FIREFIGHTERS RETIREMENT PLAN

Year Ended September 30, 2016

Methods and Assumptions Used to Determine Contribution Rates for the Fiscal Year Ending September 30, 2016:

Valuation Date:	September 30, 2014
Actuarial Cost Method	Entry-age normal
Amortization Method	Level percent-of-payroll, closed
Remaining Amortization Period	17-30 years
Asset Valuation Method	5-year smoothed market
Inflation	3.00%
Wage Inflation	3.50%
Salary Increases	7.3% to 3.7% including inflation.
Investment Rate of Return	7.50%
Retirement Age	Age and experience-based tables of rates specific to the type of eligibility condition.
Mortality	RP-2000 Combined Healthy Mortality Tables for males and females.

Other Information:

Notes	Actuarially determined contribution rates are calculated as of September 30, which is 12 months prior to the beginning of the fiscal year for which contributions are reported. The fiscal year 2016 contribution rates were determined in the September 30, 2014 Actuarial Valuation Report dated February 10, 2015.
Cost-of-Living Adjustment	Members who retire after 09/30/68 and prior to 10/01/90 receive an annual 1.0% increase computed on the base benefit. Members after 09/30/90 will be increased 2.0% annually based on total pension after a 3-year deferral period. Benefits accrued after 04/30/12 are not adjusted for those not eligible for normal retirement at 05/01/12. Other adjustments have been made periodically.
Changes in Assumptions	Effective as of September 30, 2016, the investment return assumption was lowered from 7.50% to 7.40%, and the mortality table was updated from the RP-2014 Healthy Annuitant Mortality Table for males and females projected to 2017 using Projection Scale MP-2014 to the Florida Retirement System mortality assumptions.

TOWN OF PALM BEACH, FLORIDA

REQUIRED SUPPLEMENTARY INFORMATION

SCHEDULE OF INVESTMENT RETURNS

TOWN OF PALM BEACH RETIREMENT PLAN

Year Ended September 30, 2016

Fiscal Year Ended September 30	Money Weighted Rate of Investment Return
2014	7.09%
2015	-4.22%
2016	7.80%

This schedule is intended to show information for 10 years. However, until a full 10-year trend is compiled, information will be presented for those years for which information is available.

See accompanying notes to required supplementary information

OTHER SUPPLEMENTARY INFORMATION

COMBINING AND INDIVIDUAL FUND FINANCIAL STATEMENTS AND SCHEDULES

MAJOR CAPITAL PROJECTS FUNDS
BUDGETARY COMPARISON SCHEDULES

TOWN OF PALM BEACH, FLORIDA

BUDGETARY COMPARISON SCHEDULE - BEACH RESTORATION PROJECT FUND

Year Ended September 30, 2016

	Budgeted Amounts		Actual	Variance with Final Budget Positive
	Original	Final	Amounts	(Negative)
REVENUES				
Investment earnings	$ 23,603	$ 23,603	$ 157,317	$ 133,714
Grant revenue	3,380,000	3,380,000	2,541,573	(838,427)
Total revenues	$ 3,403,603	$ 3,403,603	$ 2,698,890	$ (704,713)
EXPENDITURES				
Current				
Physical environment	$ 168,738	$ 1,138,756	$ 1,138,756	$
Capital outlay	8,015,263	11,594,431	19,105,628	(7,511,197)
Total expenditures	$ 8,184,001	$ 12,733,187	$ 20,244,384	$ (7,511,197)
OTHER FINANCING SOURCES (USES)				
Transfers in	$ 8,015,220	$ 8,015,220	$ 8,015,220	$
Transfers out	(731,163)	(731,163)	(731,163)	
Total other financing sources (uses)	$ 7,284,057	$ 7,284,057	$ 7,284,057	$

TOWN OF PALM BEACH, FLORIDA

BUDGETARY COMPARISON SCHEDULE - CIP 2013 BOND FUND

Year Ended September 30, 2016

	Budgeted Amounts		Actual	Variance with Final Budget Positive
	Original	Final	Amounts	(Negative)
REVENUES				
Investment earnings	$ 120,000	$ 120,000	$ 157,854	$ 37,854
Grant revenue			563,500	563,500
Contributions	350,000	350,000	1,055,000	705,000
Total revenues	$ 470,000	$ 470,000	$ 1,776,354	$ 1,306,354
EXPENDITURES				
Current				
General government	$	$ 20,000	$ 4,805	$ 15,195
Physical environment		906,791	906,791	
Capital outlay	20,000,000	33,340,069	15,636,620	17,703,449
Total expenditures	$ 20,000,000	$ 34,266,860	$ 16,548,216	$ 17,718,644

NONMAJOR GOVERNMENTAL FUNDS

SPECIAL REVENUE FUNDS

Special revenue funds are used to account for specific revenues that are legally restricted to expenditures for particular purposes. The Town reports the following nonmajor special revenue funds.

State Forfeiture Fund - To account for Law Enforcement Trust Fund monies.

Federal Forfeiture Fund - To account for Federal forfeiture receipts.

Donation Fund - To account for monies donated to the Town.

Special Assessment Maintenance Fund - To account for revenue from Special Assessments.

Townwide Undergrounding Assessment Fund - To account for revenue from Townwide Undergrounding Special Assessments.

DEBT SERVICE FUNDS

Debt service funds are used to account for the accumulation of resources for, and the payment of debt principal, interest, and related costs. The Town reports the following nonmajor debt service funds

Series 2010A/2013/2016A Debt Service Fund

Series 2010B/2016B Debt Service Fund

CAPITAL PROJECTS FUNDS

Capital projects funds are used to account for financial resources to be used for the acquisition or constructon of major capital facilities. The Town reports the following nonmajor capital projects funds.

Capital Improvement Fund

Town Facilities Fund

Worth Avenue Assessment Fund

TOWN OF PALM BEACH, FLORIDA

COMBINING BALANCE SHEET - NONMAJOR GOVERNMENTAL FUNDS

September 30, 2016

	Special Revenue				
	State Forfeiture Fund	Federal Forfeiture Fund	Donation Fund	Special Assessment Maintenance Fund	Townwide Undergrounding Assessment Fund
ASSETS					
Equity in pooled cash and investments	$ 41,079	$ 23,447	$ 1,190,158	$	$ 2,091,740
Accounts receivable			12,182		
Interest receivable					
Equity in pooled cash and investments - restricted					
Total assets	$ 41,079	$ 23,447	$ 1,202,340	$	$ 2,091,740
LIABILITIES AND FUND BALANCES					
LIABILITIES					
Accounts and contracts payable	$	$	$ 22,009	$ 1,304	$ 254,829
Due to other funds				57,040	
Advance from other funds				13,570	
Payable from restricted assets					
Total liabilities			22,009	71,914	254,829
FUND BALANCES					
Restricted for:					
Crime prevention	41,079	23,447			
Special projects			1,180,331		
Townwide undergrounding					1,836,911
Debt service					
Worth avenue					
Assigned to:					
Capital projects					
Unassigned				(71,914)	
Total fund balances	41,079	23,447	1,180,331	(71,914)	1,836,911
Total liabilities and fund balances	$ 41,079	$ 23,447	$ 1,202,340	$	$ 2,091,740

Debt Service		Capital Projects			
2010A/ 2013/2016A Debt Service Fund	2010B/2016B Debt Service Fund	Capital Improvement Fund	Town Facilities Fund	Worth Avenue Assessment Fund	Total Nonmajor Governmental Funds
$ 1,159,128	$ 147,402	$ 6,239,239	$	$ 411,440	$ 11,303,633
		8,399			20,581
		2,471			2,471
		55,000			55,000
$ 1,159,128	$ 147,402	$ 6,305,109	$	$ 411,440	$ 11,381,685
$ 203,687	$ 53,344	$ 743,844	$	$ 35,561	$ 1,314,578
					57,040
					13,570
		55,000			55,000
203,687	53,344	798,844		35,561	1,440,188
					64,526
					1,180,331
					1,836,911
955,441	94,058				1,049,499
				375,879	375,879
		5,506,265			5,506,265
					(71,914)
955,441	94,058	5,506,265		375,879	9,941,497
$ 1,159,128	$ 147,402	$ 6,305,109	$	$ 411,440	$ 11,381,685

TOWN OF PALM BEACH, FLORIDA

COMBINING STATEMENT OF REVENUES, EXPENDITURES, AND CHANGES IN FUND BALANCES - NONMAJOR GOVERNMENTAL FUNDS

Year Ended September 30, 2016

	Special Revenue				
	State Forfeiture Fund	Federal Forfeiture Fund	Donation Fund	Special Assessment Maintenance Fund	Townwide Undergrounding Assessment Fund
REVENUES					
Fines and forfeitures	$ 10,710	$	$	$	$
Investment earnings	67	112			
Contributions			881,658		
Special assessments					
Miscellaneous					
Total revenues	10,777	112	881,658		
EXPENDITURES					
Current					
General government			63,658		
Public safety			179,886		
Physical environment			17,346		693,339
Transportation					
Economic Environment				27,947	
Culture and recreation			4,805		
Debt service					
Principal retirement					
Interest and fiscal charges					
Debt issue cost					
Payment to refunded bond escrow agent					
Total expenditures			265,695	27,947	693,339
Revenue over (under) expenditures	10,777	112	615,963	(27,947)	(693,339)
OTHER FINANCING SOURCES (USES)					
Refunding bond issued					
Refunding bond premium					
Payment to refunded bond escrow agent					
Transfers in					2,530,250
Transfers out					
Total other financing sources (uses)					2,530,250
Net change in fund balances	10,777	112	615,963	(27,947)	1,836,911
Fund balances - beginning of year	30,302	23,335	564,368	(43,967)	
Fund balances - end of year	$ 41,079	$ 23,447	$ 1,180,331	$ (71,914)	$ 1,836,911

Debt Service		Capital Projects			
2010A/ 2013/2016A Debt Service Fund	2010B/2016B Debt Service Fund	Capital Improvement Fund	Town Facilities Fund	Worth Avenue Assessment Fund	Total Nonmajor Governmental Funds
$	$	$	$	$	$ 10,710
		51,027	(448)	972	51,730
				10,000	891,658
	778,384			238,544	1,016,928
		8,399			8,399
	778,384	59,426	(448)	249,516	1,979,425
					63,658
		1,237,963			1,417,849
		264,946			975,631
		93,487			93,487
				220,276	248,223
					4,805
2,045,000	295,000				2,340,000
5,161,272	481,181				5,642,453
310,912	92,983				403,895
622,861					622,861
8,140,045	869,164	1,596,396		220,276	11,812,862
(8,140,045)	(90,780)	(1,536,970)	(448)	29,240	(9,833,437)
39,320,000	10,255,000				49,575,000
7,639,128	1,217,936				8,857,064
(46,631,751)	(11,375,879)				(58,007,630)
7,200,725		1,353,173			11,084,148
			(323,173)		(323,173)
7,528,102	97,057	1,353,173	(323,173)		11,185,409
(611,943)	6,277	(183,797)	(323,621)	29,240	1,351,972
1,567,384	87,781	5,690,062	323,621	346,639	8,589,525
$ 955,441	$ 94,058	$ 5,506,265	$	$ 375,879	$ 9,941,497

TOWN OF PALM BEACH, FLORIDA

BUDGETARY COMPARISON SCHEDULE -
TOWNWIDE UNDERGROUNDING ASSESSMENT FUND

Year Ended September 30, 2016

	Budgeted Amounts		Actual	Variance with Final Budget Positive
	Original	Final	Amounts	(Negative)
EXPENDITURES				
Current				
Physical environment	$	$ 2,229,598	$ 693,339	$ 1,536,259
Non-departmental		300,652		300,652
Total expenditures	$	$ 2,530,250	$ 693,339	$ 1,836,911
OTHER FINANCING SOURCES (USES)				
Transfers in	$	$ 2,530,250	$ 2,530,250	$
Total other financing sources (uses)	$	$ 2,530,250	$ 2,530,250	$

TOWN OF PALM BEACH, FLORIDA

BUDGETARY COMPARISON SCHEDULE - SERIES 2010A/2013/2016A DEBT SERVICE FUND

Year Ended September 30, 2016

	Budgeted Amounts		Actual	Variance with Final Budget Positive
	Original	Final	Amounts	(Negative)
REVENUES				
Investment earnings	$ 1,000	$ 1,000	$	$ (1,000)
Total revenues	$ 1,000	$ 1,000	$	$ (1,000)
EXPENDITURES				
Debt service				
Principal retirement	$ 2,045,000	$ 2,045,000	$ 2,045,000	$
Interest and fiscal charges	5,155,725	5,161,272	5,161,272	
Debt issue cost	15,000	336,831	310,912	25,919
Payment to refunded bond escrow agent		622,861	622,861	
Total expenditures	$ 7,215,725	$ 8,165,964	$ 8,140,045	$ 25,919
OTHER FINANCING SOURCES (USES)				
Refunding bond issued	$	$ 39,320,000	$ 39,320,000	$
Refunding bond premium		7,639,128	7,639,128	
Payment to refunded bond escrow agent		(46,631,751)	(46,631,751)	
Transfers in	7,200,725	7,200,725	7,200,725	
Total other financing sources (uses)	$ 7,200,725	$ 7,528,102	$ 7,528,102	$

TOWN OF PALM BEACH, FLORIDA

BUDGETARY COMPARISON SCHEDULE - SERIES 2010B/2016B DEBT SERVICE FUND

Year Ended September 30, 2016

	Budgeted Amounts		Actual	Variance with Final Budget Positive
	Original	Final	Amounts	(Negative)
REVENUES				
Investment earnings	$ 500	$ 500	$	$ (500)
Special assessments	777,000	777,000	778,384	1,384
Total revenues	$ 777,500	$ 777,500	$ 778,384	$ 884
EXPENDITURES				
Debt service				
Principal retirement	$ 295,000	$ 295,000	$ 295,000	$
Interest and fiscal charges	481,000	481,181	481,181	
Debt issue cost	1,500	98,377	92,983	5,394
Total expenditures	$ 777,500	$ 874,558	$ 869,164	$ 5,394
OTHER FINANCING SOURCES (USES)				
Refunding bond issued	$	$ 10,255,000	$ 10,255,000	$
Refunding bond premium		1,217,936	1,217,936	
Payment to refunded bond escrow agent		(11,375,879)	(11,375,879)	
Total other financing sources (uses)	$	$ 97,057	$ 97,057	$

TOWN OF PALM BEACH, FLORIDA

BUDGETARY COMPARISON SCHEDULE - CAPITAL IMPROVEMENT FUND

Year Ended September 30, 2016

	Budgeted Amounts		Actual	Variance with Final Budget Positive
	Original	Final	Amounts	(Negative)
REVENUES				
Investment earnings	$ 40,000	$ 40,000	$ 51,027	$ 11,027
Miscellaneous	800,000	800,000	8,399	(791,601)
Total revenues	$ 840,000	$ 840,000	$ 59,426	$ (780,574)
EXPENDITURES				
Current				
Public safety	$	$ 1,539,444	$ 1,237,963	$ 301,481
Physical environment		278,410	264,946	13,464
Transportation		335,231	93,487	241,744
Non-departmental	208,000	3,951,726		3,951,726
Capital outlay	6,944,270	1,235,393		1,235,393
Total expenditures	$ 7,152,270	$ 7,340,204	$ 1,596,396	$ 5,743,808
OTHER FINANCING SOURCES (USES)				
Transfers in	$ 1,352,773	$ 1,352,773	$ 1,353,173	$ 400
Total other financing sources (uses)	$ 1,352,773	$ 1,352,773	$ 1,353,173	$ 400

TOWN OF PALM BEACH, FLORIDA

BUDGETARY COMPARISON SCHEDULE - TOWN FACILITIES FUND

Year Ended September 30, 2016

	Budgeted Amounts		Actual	Variance with Final Budget Positive
	Original	Final	Amounts	(Negative)
REVENUES				
Investment Earnings	$	$	$ (448)	$ (448)
Total revenues	$	$	$ (448)	$ (448)
OTHER FINANCING SOURCES (USES)				
Transfers out	$ (323,173)	$ (323,173)	$ (323,173)	$
Total other financing sources (uses)	$ (323,173)	$ (323,173)	$ (323,173)	$

TOWN OF PALM BEACH, FLORIDA

BUDGETARY COMPARISON SCHEDULE - WORTH AVENUE ASSESSMENT FUND

Year Ended September 30, 2016

	Budgeted Amounts		Actual	Variance with Final Budget Positive
	Original	Final	Amounts	(Negative)
REVENUES				
Investment earnings	$ 200	$ 200	$ 972	$ 772
Contributions	10,000	10,000	10,000	
Special assessments	233,710	233,710	238,544	4,834
Total revenues	$ 243,910	$ 243,910	$ 249,516	$ 5,606
EXPENDITURES				
Current				
Economic environment	$ 243,910	$ 304,674	$ 220,276	$ 84,398
Total expenditures	$ 243,910	$ 304,674	$ 220,276	$ 84,398

INTERNAL SERVICE FUNDS

Internal service funds are used to account for the financing of goods or services provided by one department or agency to other departments or agencies of the government and to other government units, on a cost reimbursement basis. The Town reports the following internal service funds.

Property, Liability and Workers Compensation Insurance Fund - To account for the Town's property, liability, and workers compensation insurance activities.

Group Health Insurance Fund - To account for the Town's health insurance activities.

Equipment Replacement Fund - To account for the accumulation of financial resources to be used for the acquisition of major capital equipment and vehicles.

TOWN OF PALM BEACH, FLORIDA

COMBINING STATEMENT OF NET POSITION - INTERNAL SERVICE FUNDS

September 30, 2016

	Property, Liability and Workers Compensation Insurance Fund	Group Health Insurance Fund	Equipment Replacement Fund	Total
ASSETS				
Current assets				
Cash and cash equivalents	$ 6,642	$ 29,771	$	$ 36,413
Equity in pooled cash and investments	9,650,376	6,952,883	13,053,673	29,656,932
Interest receivable	5,808	3,239	2,443	11,490
Due from other governments	150,000			150,000
Prepaid expenses	397,127	22,711		419,838
Total current assets	10,209,953	7,008,604	13,056,116	30,274,673
Noncurrent assets				
Capital assets				
Equipment	63,600		20,304,170	20,367,770
Accumulated depreciation	(33,488)		(10,793,423)	(10,826,911)
Total capital assets, net of accumulated depreciation	30,112		9,510,747	9,540,859
Advance to other funds			1,871,989	1,871,989
Total noncurrent assets	30,112		11,382,736	11,412,848
Total assets	10,240,065	7,008,604	24,438,852	41,687,521
LIABILITIES				
Current liabilities				
Accounts payable	205,826	258,502	9,442	473,770
Accrued liabilities	1,527,723	233,977		1,761,700
Due to other governments	26,275			26,275
Compensated absences payable	2,025	669		2,694
Total current liabilities	1,761,849	493,148	9,442	2,264,439
Noncurrent liability				
Compensated absences payable	19,435	3,117		22,552
Total liabilities	1,781,284	496,265	9,442	2,286,991
NET POSITION				
Net investment in capital assets	30,112		9,510,747	9,540,859
Unrestricted	8,428,669	6,512,339	14,918,663	29,859,671
Total net position	$ 8,458,781	$ 6,512,339	$ 24,429,410	$ 39,400,530

TOWN OF PALM BEACH, FLORIDA

COMBINING STATEMENT OF REVENUES, EXPENSES, AND
CHANGES IN FUND NET POSITION - INTERNAL SERVICE FUNDS

Year Ended September 30, 2016

	Property, Liability and Workers Compensation Insurance Fund	Group Health Insurance Fund	Equipment Replacement Fund	Total
OPERATING REVENUES				
Charges for services	$ 1,934,595	$ 4,799,684	$ 2,486,291	$ 9,220,570
Other		2,473		2,473
Total operating revenues	1,934,595	4,802,157	2,486,291	9,223,043
OPERATING EXPENSES				
Personal services	148,889	92,266		241,155
Contractual services	15,821	55,342		71,163
Insurance	904,271	934,732		1,839,003
Claims	983,925	3,108,932		4,092,857
Claims adjustment	(28,414)	(5,000)		(33,414)
Depreciation	2,759		1,469,852	1,472,611
Other	4,760	29,153	16,637	50,550
Total operating expenses	2,032,011	4,215,425	1,486,489	7,733,925
Operating income (loss)	(97,416)	586,732	999,802	1,489,118
NONOPERATING REVENUE (EXPENSE)				
Investment earnings	122,301	77,293	146,385	345,979
Insurance recoveries	212,660	107,445		320,105
Grant revenue	150,000			150,000
Gain/(Loss) on disposal of assets			16,394	16,394
Total nonoperating revenue (expense)	484,961	184,738	162,779	832,478
Income before capital contributions	387,545	771,470	1,162,581	2,321,596
Capital contributions			367,204	367,204
Change in net position	387,545	771,470	1,529,785	2,688,800
Net position - beginning of year	8,071,236	5,740,869	22,899,625	36,711,730
Net position - end of year	$ 8,458,781	$ 6,512,339	$ 24,429,410	$ 39,400,530

TOWN OF PALM BEACH, FLORIDA

COMBINING STATEMENT OF CASH FLOWS -
INTERNAL SERVICE FUNDS

Year Ended September 30, 2016

	Property, Liability and Workers Compensation Insurance Fund	Group Health Insurance Fund	Equipment Replacement Fund	Total
OPERATING ACTIVITIES				
Receipts from interfund services provided	$ 1,934,595	$ 4,799,684	$ 2,486,291	$ 9,220,570
Payments to employees	(136,487)	(92,196)		(228,683)
Payments to suppliers	(1,970,751)	(4,557,550)	(27,400)	(6,555,701)
Payments to other funds	(13,162)			(13,162)
Other receipts		2,473		2,473
Net cash provided by (used in) operating activities	(185,805)	152,411	2,458,891	2,425,497
NONCAPITAL FINANCING ACTIVITIES				
Insurance recoveries	212,660	107,445		320,105
Net cash provided by (used in) non capital financing activities	212,660	107,445		320,105
CAPITAL AND RELATED FINANCING ACTIVITIES				
Acquisition of property and equipment			(1,071,370)	(1,071,370)
Proceeds from sale of assets			69,280	69,280
Net cash provided by (used in) capital and related financing activities			(1,002,090)	(1,002,090)
INVESTING ACTIVITIES				
Investment earnings received	122,776	77,563	146,579	346,918
Net cash provided by (used in) investing activities	122,776	77,563	146,579	346,918
Net increase (decrease) in cash and cash equivalents	149,631	337,419	1,603,380	2,090,430
Cash and cash equivalents - beginning of year	9,507,387	6,645,235	11,450,293	27,602,915
Cash and cash equivalents - end of year	$ 9,657,018	$ 6,982,654	$ 13,053,673	$ 29,693,345
Reconciliation of operating income to net cash provided by operating activities:				
Operating income	$ (97,416)	$ 586,732	$ 999,802	$ 1,489,118
Adjustments to reconcile operating income to net cash provided by operating activities:				
Depreciation	2,759		1,469,852	1,472,611
Changes in operating assets and liabilities:				
Increase (decrease) in prepaid expenses	(257,176)	(311)		(257,487)
Increase (decrease) in accounts payable	195,202	(429,080)	(10,763)	(244,641)
Increase (decrease) in accrued liabilities	(30,154)	(1,052)		(31,206)
Increase (decrease) in compensated absences payable	980	1,122		2,102
Net cash provided by (used in) operating activities	$ (185,805)	$ 157,411	$ 2,458,891	$ 2,430,497
NONCASH ACTIVITY				
Donated capital assets	$	$	$ 367,204	$ 367,204
Insurance claims adjustment	$ (28,414)	$ (5,000)	$	$ (33,414)

TRUST FUNDS

Trust funds are used to account for resources that are required to be held in trust for others. The Town reports the following employee benefit trust funds.

General Employees' Pension Trust Fund - To account for the accumulation of resources to be used for retirement benefits payable to eligible Town general employees and lifeguards.

Police Officers' Pension Trust Fund - To account for the accumulation of resources to be used for retirement benefits payable to eligible Town police employees.

Firefighters' Pension Trust Fund - To account for the accumulation of resources to be used for retirement benefits payable to eligible Town fire-rescue employees.

OPEB Trust Fund - To account for the accumulation of resources to be used for Town retiree health care benefits.

TOWN OF PALM BEACH, FLORIDA

COMBINING STATEMENT OF PLAN NET POSITION -
TRUST FUNDS

September 30, 2016

	General Employees' Pension Trust Fund	Police Officers' Pension Trust Fund	Firefighters' Pension Trust Fund	OPEB Trust Fund	Total
ASSETS					
Cash and cash equivalents	$ 209,790	$ 168,130	$ 159,637	$	$ 537,557
Equity in pooled cash and investments				1,913,014	1,913,014
Interest and dividends receivable	8,545	6,849	6,503	2,379	24,276
Due from broker for securities sold	52,382	41,980	39,859		134,221
Prepaid expenses and other assets	9,562	7,662	7,275		24,499
Investments, at fair value					
Short term investment fund	683,637	547,881	520,205	164,811	1,916,534
Fixed income securities	15,683,021	12,568,694	11,933,782	5,408,268	45,593,765
Common stock	7,140,105	5,722,227	5,433,166		18,295,498
Domestic equity funds	7,083,659	5,676,990	5,390,215	8,693,726	26,844,590
International equity funds	20,858,527	16,716,450	15,872,013	5,260,429	58,707,419
Inflation hedging funds	1,287,484	1,031,816	979,693	2,326,469	5,625,462
Hedge funds	8,346,278	6,688,879	6,350,988		21,386,145
Private equity funds	6,232,702	4,995,016	4,742,691		15,970,409
Real estate funds	8,217,532	6,585,698	6,253,019		21,056,249
Alternative investments				4,804,081	4,804,081
Total assets	75,813,224	60,758,272	57,689,046	28,573,177	222,833,719
LIABILITIES					
Accounts payable and other accrued liabilites	47,490	38,060	36,137	171,994	293,681
Due to broker for securities purchased	50,022	40,089	38,064		128,175
Total liabilities	97,512	78,149	74,201	171,994	421,856
NET POSITION RESTRICTED FOR FOR PENSION AND RETIREE HEALTH BENEFITS	$ 75,715,712	$ 60,680,123	$ 57,614,845	$ 28,401,183	$ 222,411,863

TOWN OF PALM BEACH, FLORIDA

COMBINING STATEMENT OF CHANGES IN PLAN NET POSITION
TRUST FUNDS

Year Ended September 30, 2016

	General Employees' Pension Trust Fund	Police Officers' Pension Trust Fund	Firefighters' Pension Trust Fund	OPEB Trust Fund	Total
ADDITIONS					
Contributions					
Employer	$ 2,210,609	$ 2,306,795	$ 2,359,519	$ 1,180,000	$ 8,056,923
Employee	289,317	122,231	129,585	1,235,489	1,776,622
Other				82,497	82,497
Total contributions	2,499,926	2,429,026	2,489,104	2,497,986	9,916,042
Investment income (loss)					
Net appreciation (depreciation) in fair value of investments	5,169,616	4,142,072	3,936,573	1,197,212	14,445,473
Interest and dividends	534,103	427,912	406,428	527,828	1,896,271
Other	5,195	4,162	3,953		13,310
Total investment income	5,708,914	4,574,146	4,346,954	1,725,040	16,355,054
Less investment expense	(223,064)	(178,714)	(169,741)	(99,079)	(670,598)
Net investment income	5,485,850	4,395,432	4,177,213	1,625,961	15,684,456
Total additions	7,985,776	6,824,458	6,666,317	4,123,947	25,600,498
DEDUCTIONS					
Benefit payments	5,923,397	4,769,649	4,894,309	2,250,926	17,838,281
Share distributions			74,464		74,464
DROP distributions	553,392	722,657	710,658		1,986,707
Refunds of participants' contributions	37,241	27,651	66,548		131,440
Administrative expense	175,570	140,951	133,874	99,953	550,348
Other				981	981
Total deductions	6,689,600	5,660,908	5,879,853	2,351,860	20,582,221
Net increase (decrease)	1,296,176	1,163,550	786,464	1,772,087	5,018,277
Net position restricted for pension and retiree health benefits - beginning of year	74,419,536	59,516,573	56,828,381	26,629,096	217,393,586
NET POSITION RESTRICTED FOR PENSION AND RETIREE HEALTH BENEFITS - END OF YEAR	$ 75,715,712	$ 60,680,123	$ 57,614,845	$ 28,401,183	$ 222,411,863

DEBT SERVICE REQUIREMENTS

TOWN OF PALM BEACH, FLORIDA

SUMMARY SCHEDULE OF DEBT SERVICE REQUIREMENTS
PRINCIPAL AND INTEREST TO MATURITY

September 30, 2016

Fiscal Year Ending September 30	Revenue and Refunding Bonds Series 2010A	Revenue Bonds Series 2010B	Revenue Bonds Series 2013	Revenue Refunding Bonds Series 2016A	Revenue Refunding Bonds Series 2016B	Total
2017	$ 1,573,394	$ 333,750	$ 3,581,788	$ 1,337,890	$ 283,038	$ 7,109,860
2018	1,571,094	334,975	3,581,288	1,764,250	373,238	7,624,845
2019	1,571,894	335,525	3,588,038	1,764,250	373,238	7,632,945
2020	1,569,044	335,363	3,582,038	1,764,250	373,238	7,623,933
2021	362,794		3,578,412	2,929,375	722,913	7,593,494
2022	360,669		3,581,788	2,928,125	722,113	7,592,695
2023	358,294		3,586,788	2,928,750	721,013	7,594,845
2024	360,544		3,583,412	2,926,125	724,538	7,594,619
2025	362,294		3,581,662	2,930,000	722,688	7,596,644
2026	358,669		3,581,288	2,930,125	720,538	7,590,620
2027	359,669		3,586,912	2,926,500	713,888	7,586,969
2028	361,022		3,583,413	2,924,000	717,263	7,585,698
2029	361,875		3,584,863	2,927,250	714,513	7,588,501
2030	361,375		3,580,700	2,930,875	720,512	7,593,462
2031	360,375		3,582,325	2,924,875	715,262	7,582,837
2032	358,875		3,584,281	2,933,875	713,887	7,590,918
2033	356,875		3,583,250	2,943,400	723,262	7,606,787
2034	359,250		3,584,500	2,944,400	728,393	7,616,543
2035	360,875		3,585,125	2,936,900	732,643	7,615,543
2036	356,875		3,584,875	2,950,500	716,631	7,608,881
2037	357,250		3,583,500	2,945,000	722,081	7,607,831
2038	356,875		3,580,750	2,950,400	723,493	7,611,518
2039	355,750		3,581,250	2,951,400	728,837	7,617,237
2040	358,750		3,584,500	2,952,900	728,112	7,624,262
2041			3,585,125			3,585,125
2042			3,582,875			3,582,875
2043			3,582,375			3,582,375
	$ 13,474,381	$ 1,339,613	$ 96,747,121	$ 65,345,415	$ 15,835,332	$ 192,741,862

TOWN OF PALM BEACH, FLORIDA

DEBT SERVICE REQUIREMENTS
PUBLIC IMPROVEMENT REVENUE AND REFUNDING BONDS, SERIES 2010A

September 30, 2016

Fiscal Year Ending September 30	Rate	Principal	Interest	Total	Principal Balance Outstanding End of Year
2017	4.000%	$ 1,160,000	$ 413,394	$ 1,573,394	$ 8,330,000
2018	4.000%	1,205,000	366,094	1,571,094	7,125,000
2019	4.000%	1,255,000	316,894	1,571,894	5,870,000
2020	5.000%	1,310,000	259,044	1,569,044	4,560,000
2021	5.000%	140,000	222,794	362,794	4,420,000
2022	5.000%	145,000	215,669	360,669	4,275,000
2023	5.000%	150,000	208,294	358,294	4,125,000
2024	5.000%	160,000	200,544	360,544	3,965,000
2025	5.000%	170,000	192,294	362,294	3,795,000
2026	5.000%	175,000	183,669	358,669	3,620,000
2027	5.000%	185,000	174,669	359,669	3,435,000
2028	4.125%	195,000	166,022	361,022	3,240,000
2029	5.000%	205,000	156,875	361,875	3,035,000
2030	5.000%	215,000	146,375	361,375	2,820,000
2031	5.000%	225,000	135,375	360,375	2,595,000
2032	5.000%	235,000	123,875	358,875	2,360,000
2033	5.000%	245,000	111,875	356,875	2,115,000
2034	5.000%	260,000	99,250	359,250	1,855,000
2035	5.000%	275,000	85,875	360,875	1,580,000
2036	5.000%	285,000	71,875	356,875	1,295,000
2037	5.000%	300,000	57,250	357,250	995,000
2038	5.000%	315,000	41,875	356,875	680,000
2039	5.000%	330,000	25,750	355,750	350,000
2040	5.000%	350,000	8,750	358,750	
		$ 9,490,000	$ 3,984,381	$ 13,474,381	

TOWN OF PALM BEACH, FLORIDA

DEBT SERVICE REQUIREMENTS
PUBLIC IMPROVEMENT REVENUE BONDS, SERIES 2010B

September 30, 2016

Fiscal Year Ending September 30	Rate	Principal	Interest	Total	Principal Balance Outstanding End of Year
2017	2.750%	$ 300,000	$ 33,750	$ 333,750	$ 960,000
2018	3.000%	310,000	24,975	334,975	650,000
2019	3.000%	320,000	15,525	335,525	330,000
2020	3.250%	330,000	5,363	335,363	
		$ 1,260,000	$ 79,613	$ 1,339,613	

TOWN OF PALM BEACH, FLORIDA

DEBT SERVICE REQUIREMENTS
PUBLIC IMPROVEMENT REVENUE BONDS, SERIES 2013

September 30, 2016

Fiscal Year Ending September 30	Rate	Principal	Interest	Total	Principal Balance Outstanding End of Year
2017	5.000%	$ 985,000	$ 2,596,788	$ 3,581,788	$ 52,770,000
2018	5.000%	1,035,000	2,546,288	3,581,288	51,735,000
2019	5.000%	1,095,000	2,493,038	3,588,038	50,640,000
2020	5.000%	1,145,000	2,437,038	3,582,038	49,495,000
2021	5.000%	1,200,000	2,378,412	3,578,412	48,295,000
2022	5.000%	1,265,000	2,316,788	3,581,788	47,030,000
2023	5.000%	1,335,000	2,251,788	3,586,788	45,695,000
2024	5.000%	1,400,000	2,183,412	3,583,412	44,295,000
2025	5.000%	1,470,000	2,111,662	3,581,662	42,825,000
2026	5.000%	1,545,000	2,036,288	3,581,288	41,280,000
2027	5.000%	1,630,000	1,956,912	3,586,912	39,650,000
2028	5.000%	1,710,000	1,873,413	3,583,413	37,940,000
2029	4.000%	1,790,000	1,794,863	3,584,863	36,150,000
2030	4.125%	1,860,000	1,720,700	3,580,700	34,290,000
2031	4.125%	1,940,000	1,642,325	3,582,325	32,350,000
2032	4.250%	2,025,000	1,559,281	3,584,281	30,325,000
2033	5.000%	2,120,000	1,463,250	3,583,250	28,205,000
2034	5.000%	2,230,000	1,354,500	3,584,500	25,975,000
2035	5.000%	2,345,000	1,240,125	3,585,125	23,630,000
2036	5.000%	2,465,000	1,119,875	3,584,875	21,165,000
2037	5.000%	2,590,000	993,500	3,583,500	18,575,000
2038	5.000%	2,720,000	860,750	3,580,750	15,855,000
2039	5.000%	2,860,000	721,250	3,581,250	12,995,000
2040	5.000%	3,010,000	574,500	3,584,500	9,985,000
2041	5.000%	3,165,000	420,125	3,585,125	6,820,000
2042	5.000%	3,325,000	257,875	3,582,875	3,495,000
2043	5.000%	3,495,000	87,375	3,582,375	
		$ 53,755,000	$ 42,992,121	$ 96,747,121	

TOWN OF PALM BEACH, FLORIDA

DEBT SERVICE REQUIREMENTS
PUBLIC IMPROVEMENT REVENUE REFUNDING BONDS, SERIES 2016A

September 30, 2016

Fiscal Year Ending September 30	Rate	Principal	Interest	Total	Principal Balance Outstanding End of Year
2017		$	$ 1,337,890	$ 1,337,890	$ 39,320,000
2018			1,764,250	1,764,250	39,320,000
2019			1,764,250	1,764,250	39,320,000
2020			1,764,250	1,764,250	39,320,000
2021	5.000%	1,195,000	1,734,375	2,929,375	38,125,000
2022	5.000%	1,255,000	1,673,125	2,928,125	36,870,000
2023	5.000%	1,320,000	1,608,750	2,928,750	35,550,000
2024	5.000%	1,385,000	1,541,125	2,926,125	34,165,000
2025	5.000%	1,460,000	1,470,000	2,930,000	32,705,000
2026	5.000%	1,535,000	1,395,125	2,930,125	31,170,000
2027	5.000%	1,610,000	1,316,500	2,926,500	29,560,000
2028	5.000%	1,690,000	1,234,000	2,924,000	27,870,000
2029	5.000%	1,780,000	1,147,250	2,927,250	26,090,000
2030	5.000%	1,875,000	1,055,875	2,930,875	24,215,000
2031	5.000%	1,965,000	959,875	2,924,875	22,250,000
2032	5.000%	2,075,000	858,875	2,933,875	20,175,000
2033	4.000%	2,180,000	763,400	2,943,400	17,995,000
2034	4.000%	2,270,000	674,400	2,944,400	15,725,000
2035	4.000%	2,355,000	581,900	2,936,900	13,370,000
2036	4.000%	2,465,000	485,500	2,950,500	10,905,000
2037	4.000%	2,560,000	385,000	2,945,000	8,345,000
2038	4.000%	2,670,000	280,400	2,950,400	5,675,000
2039	4.000%	2,780,000	171,400	2,951,400	2,895,000
2040	4.000%	2,895,000	57,900	2,952,900	
		$ 39,320,000	$ 26,025,415	$ 65,345,415	

TOWN OF PALM BEACH, FLORIDA

DEBT SERVICE REQUIREMENTS
PUBLIC IMPROVEMENT REVENUE REFUNDING BONDS, SERIES 2016B

September 30, 2016

Fiscal Year Ending September 30	Rate	Principal	Interest	Total	Principal Balance Outstanding End of Year
2017		$	$ 283,038	$ 283,038	$ 39,320,000
2018			373,238	373,238	39,320,000
2019			373,238	373,238	39,320,000
2020			373,238	373,238	39,320,000
2021	3.000%	355,000	367,913	722,913	38,965,000
2022	3.000%	365,000	357,113	722,113	38,600,000
2023	3.000%	375,000	346,013	721,013	38,225,000
2024	3.000%	390,000	334,538	724,538	37,835,000
2025	3.000%	400,000	322,688	722,688	37,435,000
2026	3.000%	410,000	310,538	720,538	37,025,000
2027	5.000%	420,000	293,888	713,888	36,605,000
2028	5.000%	445,000	272,263	717,263	36,160,000
2029	5.000%	465,000	249,513	714,513	35,695,000
2030	5.000%	495,000	225,512	720,512	35,200,000
2031	5.000%	515,000	200,262	715,262	34,685,000
2032	5.000%	540,000	173,887	713,887	34,145,000
2033	2.500%	570,000	153,262	723,262	33,575,000
2034	2.625%	590,000	138,393	728,393	32,985,000
2035	2.625%	610,000	122,643	732,643	32,375,000
2036	2.625%	610,000	106,631	716,631	31,765,000
2037	3.636%	635,000	87,081	722,081	31,130,000
2038	3.650%	660,000	63,493	723,493	30,470,000
2039	3.656%	690,000	38,837	728,837	29,780,000
2040	3.668%	715,000	13,112	728,112	29,065,000
		$ 10,255,000	$ 5,580,332	$ 15,835,332	

Town of Palm Beach, Florida

Net Position by Component
Last Ten Fiscal Years
Accrual Basis of Accounting

	2007	2008	2009	2010	2011	2012	2013	2014	2015	2016
Governmental activities										
Net investment in capital assets	$ 71,453,781	$ 75,658,381	$ 80,983,936	$ 89,404,386	$ 80,099,513	$ 76,021,164	$ 71,962,534	$ 55,346,920	$ 74,251,960	$ 84,762,756
Restricted	276,523	1,184,132	611,489	45,184,112	40,290,335	24,015,235	14,124,806	50,785,559	37,801,235	24,489,710
Unrestricted	94,548,246	90,855,890	91,088,326	36,551,306	39,732,216	63,300,047	80,060,626	62,431,435	(52,411)	1,629,162
Total governmental activities net position	$ 166,278,550	$ 167,698,403	$ 172,683,751	$ 171,139,804	$ 160,122,064	$ 163,336,446	$ 166,147,966	$ 168,563,914	$ 112,000,784	$ 110,881,628
Business-type activities										
Net investment in capital assets	$ 10,971,879	$ 12,635,374	$ 17,120,652	$ 17,020,243	$ 16,521,594	$ 16,029,772	$ 17,243,929	$ 17,740,802	$ 17,072,347	$ 16,498,309
Restricted	0	800,000	0	0	0	0	0	0	0	0
Unrestricted	4,715,002	4,798,209	2,955,244	2,891,749	3,300,496	3,701,370	3,783,232	4,720,586	4,303,456	5,132,473
Total business-type activities net position	$ 15,686,881	$ 18,233,583	$ 20,075,896	$ 19,911,992	$ 19,822,090	$ 19,731,142	$ 21,027,161	$ 22,461,388	$ 21,375,803	$ 21,630,782
Primary government										
Net investment in capital assets	$ 82,425,660	$ 88,293,755	$ 98,104,588	$ 106,424,629	$ 96,621,107	$ 92,050,936	$ 89,206,463	$ 73,087,722	$ 91,324,307	$ 101,261,065
Restricted	276,523	1,984,132	611,489	45,184,112	40,290,335	24,015,235	14,124,806	50,785,559	37,801,235	24,489,710
Unrestricted	99,263,248	95,654,099	94,043,570	39,443,055	43,032,712	67,001,417	83,843,858	67,152,021	4,251,045	6,761,635
Total primary government net position	$ 181,965,431	$ 185,931,986	$ 192,759,647	$ 191,051,796	$ 179,944,154	$ 183,067,588	$ 187,175,127	$ 191,025,302	$ 133,376,587	$ 132,512,410

Town of Palm Beach, Florida

Changes in Net Position
Last Ten Fiscal Years
Accrual Basis of Accounting

	2007	2008	2009	2010	2011	2012	2013	2014	2015	2016
Expenses										
Governmental activities:										
General government	$ 11,620,148	$ 14,194,382	$ 11,687,399	$ 13,535,702	$ 11,580,425	$ 10,569,463	$ 11,141,575	$ 10,303,043	$ 14,710,957	$ 16,342,132
Public safety	30,526,540	29,688,750	30,755,445	29,321,521	29,833,142	24,321,116	24,466,050	26,082,520	29,315,807	35,197,465
Physical environment	15,169,120	19,802,683	17,536,687	16,553,051	23,071,088	17,471,774	18,157,640	18,044,387	21,525,593	23,361,401
Transportation	864,359	1,131,044	1,206,068	898,456	1,459,738	1,427,144	1,691,225	1,407,173	1,070,730	1,049,791
Economic Environment	0	0	0	0	2,369,146	331,806	189,158	196,888	232,490	248,223
Culture and recreation	1,854,023	1,814,544	1,796,409	3,293,395	1,642,346	1,488,135	1,624,839	1,841,595	1,912,995	1,915,433
Interest on long-term debt	913,297	825,899	741,244	2,081,998	3,163,237	3,078,046	3,013,531	5,017,586	5,463,859	5,275,112
Debt issue cost	0	0	0	0	0	0	0	330,638	0	0
Total governmental activities expenses	60,947,487	67,457,302	63,723,252	65,684,123	73,119,122	58,687,484	60,284,018	63,223,830	74,232,431	83,389,557
Business-type activities:										
Leisure services	3,546,363	3,450,003	3,666,342	3,774,682	3,661,337	3,582,227	3,749,068	4,066,532	4,432,739	4,931,600
Total business-type activities expenses	3,546,363	3,450,003	3,666,342	3,774,682	3,661,337	3,582,227	3,749,068	4,066,532	4,432,739	4,931,600
Total primary government expenses	$ 64,493,850	$ 70,907,305	$ 67,389,594	$ 69,458,805	$ 76,780,459	$ 62,269,711	$ 64,033,086	$ 67,290,362	$ 78,665,170	$ 88,321,157
Program Revenues										
Governmental activities:										
Charges for services:										
General government	$ 7,308,586	$ 8,016,246	$ 5,035,126	$ 4,239,229	$ 5,879,837	$ 6,024,307	$ 7,070,796	$ 7,483,722	$ 10,116,770	$ 9,498,005
Public safety	2,449,825	2,330,239	2,464,558	2,023,808	2,716,885	3,107,463	2,971,320	3,441,046	2,810,616	3,012,132
Physical environment	1,022,063	1,041,072	1,131,884	1,098,951	1,219,036	1,260,317	1,277,457	2,148,675	2,500,197	2,198,314
Transportation	540,123	657,135	650,537	1,268,087	1,841,501	1,920,292	1,904,822	1,293,534	1,321,912	1,395,121
Culture and recreation	54,004	84,663	61,388	37,381	55,017	0	0	0	0	0
Operating grants and contributions:										
General government	28,427	847,910	39,649	576,737	68,200	96,850	153,274	148,023	95,052	65,083
Public safety	1,214,891	1,253,809	842,282	322,706	145,364	148,133	199,641	217,125	443,902	212,299
Physical environment	163,213	158,231	319,781	0	5,000	5,000	30,000	8,080	302,474	2,569,518
Transportation	71,204	694,700	42,347	9	0	0	0	0	3,077	0
Culture and recreation	74,614	15,831	39,894	3,526	5,865	881	2,338	3,708	10,574	3,819
Capital grants and contributions:										
General government	0	0	0	4,421	120,895	239,000	500	16,073	360,593	1,000,000
Public safety	30,837	10,957	1,885,000	103,102	379,170	304,651	155,592	106,020	114,740	106,303
Physical environment	3,154,725	672,290	2,490	396,979	3,512,898	35,321	83,454	520,770	377,689	759,024
Transportation	0	0	0	0	7,192	0	0	0	0	0
Culture and recreation	0	0	445,251	10,962	0	187,634	0	0	213,500	350,000
Total governmental activities program revenues	16,112,512	15,783,083	12,960,187	10,085,898	15,956,860	13,329,849	13,849,194	15,386,776	18,671,096	21,169,618
Business-type activities:										
Charges for services:										
Leisure Services Fund	4,291,969	4,523,039	4,160,010	4,350,130	4,308,462	4,383,799	4,555,849	5,278,444	5,809,804	6,110,187
Operating grants and contributions	0	0	0	0	0	0	0	0	0	0
Capital grants and contributions	0	1,884,649	1,830,934	6,500	0	3,000	1,835,801	0	25,000	0
Total business-type activities program revenues	4,291,969	6,407,688	5,990,944	4,356,630	4,308,462	4,386,799	6,391,650	5,278,444	5,834,804	6,110,187
Total primary government program revenues	$ 20,404,481	$ 22,190,771	$ 18,951,131	$ 14,442,528	$ 20,265,322	$ 17,716,648	$ 20,240,844	$ 20,665,220	$ 24,505,900	$ 27,279,805
Net (expense)/revenue										
Governmental activities	$ (44,834,975)	$ (51,674,219)	$ (50,763,065)	$ (55,598,225)	$ (57,162,262)	$ (45,357,635)	$ (46,434,824)	$ (47,837,054)	$ (55,561,335)	$ (62,219,939)
Business-type activities	745,606	2,957,685	2,324,602	581,948	647,125	804,572	2,642,582	1,211,912	1,402,065	1,178,587
Total primary government net expense	$ (44,089,369)	$ (48,716,534)	$ (48,438,463)	$ (55,016,277)	$ (56,515,137)	$ (44,553,063)	$ (43,792,242)	$ (46,625,142)	$ (54,159,270)	$ (61,041,352)

Town of Palm Beach, Florida

Changes in Net Position (continued)
Last Ten Fiscal Years
Accrual Basis of Accounting

	2007	2008	2009	2010	2011	2012	2013	2014	2015	2016
General Revenues and Other Changes in Net Position										
Governmental activities:										
Taxes:										
Property taxes	$ 43,096,605	$ 41,457,249	$ 42,887,217	$ 41,508,570	$ 36,635,343	$ 36,662,916	$ 37,473,107	$ 39,110,926	$ 43,869,888	$ 47,882,187
Local option gas tax	360,853	337,785	324,077	321,246	301,900	301,240	299,081	310,290	329,481	338,120
Franchise fees	2,478,487	2,447,544	2,454,232	2,152,817	2,204,718	2,040,443	2,036,065	2,172,540	2,168,171	2,132,019
Utility service taxes	4,105,957	4,496,507	4,608,088	4,885,696	4,847,146	4,954,671	5,098,715	5,463,267	5,558,660	5,591,219
Business tax receipts	0	0	726,239	716,018	694,373	669,095	666,788	702,711	682,428	723,649
Intergovernmental, unrestricted	1,249,609	1,108,340	1,190,409	905,276	937,865	838,855	875,467	939,801	945,915	980,977
Investment earnings	4,891,708	2,666,647	2,728,147	2,061,399	940,069	660,689	129,845	1,486,459	1,460,232	1,952,317
Miscellaneous	51,565	0	280,004	232,309	2,054,027	1,025,368	1,654,276	891,628	1,007,465	191,090
Insurance Recoveries	0	0	0	0	0	0	0	0	0	320,105
Transfers	474,920	580,000	550,000	550,000	764,338	1,418,740	1,013,000	(207,700)	1,087,200	989,100
Total governmental activities	56,709,704	53,094,072	55,748,413	53,333,331	49,379,779	48,572,017	49,246,344	50,869,922	57,109,440	61,100,783
Business-type activities										
Investment earnings	333,243	169,017	67,711	26,142	27,311	28,718	1,840	14,615	17,024	65,492
Miscellaneous	0	0	0	0	0	0	0	0	4,168	0
Transfers	(474,920)	(580,000)	(550,000)	(550,000)	(764,338)	(924,238)	(1,013,000)	207,700	(1,087,200)	(989,100)
Total business-type activities	(141,677)	(410,983)	(482,289)	(523,858)	(737,027)	(895,520)	(1,011,160)	222,315	(1,066,008)	(923,608)
Total primary government	$ 56,568,027	$ 52,683,089	$ 55,266,124	$ 52,809,473	$ 48,642,752	$ 47,676,497	$ 48,235,184	$ 51,092,237	$ 56,043,432	$ 60,177,175
Changes in Net Position										
Governmental activities	$ 11,874,729	$ 1,419,853	$ 4,985,348	$ (2,264,894)	$ (7,782,483)	$ 3,214,382	$ 2,811,520	$ 3,032,868	$ 1,548,105	$ (1,119,156)
Business-type activities	603,929	2,546,702	1,842,313	58,090	(89,902)	(90,948)	1,631,422	1,434,227	336,057	254,979
Total primary government	$ 12,478,658	$ 3,966,555	$ 6,827,661	$ (2,206,804)	$ (7,872,385)	$ 3,123,434	$ 4,442,942	$ 4,467,095	$ 1,884,162	$ (864,177)

Town of Palm Beach, Florida

Fund Balances of Governmental Funds
Last Ten Fiscal Years
Modified Accrual Basis of Accounting

	Fiscal Year Pre-GASB 54			
	2007	2008	2009	2010
General Fund				
Reserved	$ 2,188,726	$ 515,591	$ 478,285	$ 512,860
Unreserved	28,447,330	31,858,624	30,304,216	26,919,376
Total General Fund	$ 30,636,056	$ 32,374,215	$ 30,782,501	$ 27,432,236
All other governmental funds				
Reserved	$ 3,879,869	$ 1,184,132	$ 3,645,534	$ 18,579,324
Unreserved, reported in:				
Special Revenue Funds	0	0	0	598,762
Capital Projects funds	22,254,563	29,111,356	18,107,668	42,765,725
Debt Service Funds	0	0	291,518	147,236
Total all other governmental funds	$ 26,134,432	$ 30,295,488	$ 22,044,720	$ 62,091,047

	Fiscal Year Post-GASB 54					
	2011	2012	2013	2014	2015	2016
General Fund						
Non Spendable:						
Non Spendable	567,775	527,146	534,374	520,247	510,044	487,341
Spendable:						
Restricted	0	0	0	0	0	
Committed	4,196,183	3,315,135	3,390,226	3,456,532	3,168,789	3,061,180
Assigned	2,802,668	2,956,588	6,265,157	2,486,676	2,621,024	5,480,500
Unassigned	18,155,941	21,424,261	20,043,760	22,298,680	22,267,051	21,615,082
Total General Fund	$ 25,722,567	$ 28,223,130	$ 30,233,517	$ 28,762,135	$ 28,566,908	$ 30,644,103
All other governmental funds						
Non Spendable:						
Non Spendable	0	0	0	0	0	0
Spendable:						
Restricted	40,902,673	24,015,235	14,124,806	50,785,559	37,587,735	24,703,210
Committed	0	0	0	0	0	0
Assigned	13,645,491	17,919,125	21,209,913	44,233,613	30,085,768	19,316,913
Unassigned	(254,148)	(455,669)	(961,325)	(2,004,706)	(1,558,223)	(1,864,970)
Total All Other Governmental Funds	$ 54,294,016	$ 41,478,691	$ 34,373,394	$ 93,014,466	$ 66,115,280	$ 42,155,153

Town of Palm Beach, Florida

Tax Revenues by Source, Governmental Funds

Last Ten Fiscal Years

Fiscal Year	Property Taxes	Local Option Gas Tax	Franchise Fees	Utility Service Taxes	Business Tax Receipts (1)	Total
2007	$ 43,096,605	$ 360,853	$ 2,478,487	$ 4,105,957	$ 0	$ 50,041,902
2008	41,457,249	337,785	2,447,544	4,496,507	0	48,739,085
2009	42,887,217	324,077	2,454,232	4,608,088	726,239	50,999,853
2010	41,508,570	321,246	2,152,817	4,931,205	716,018	49,629,856
2011	36,635,343	301,900	2,204,718	4,892,655	694,373	44,728,989
2012	36,662,916	301,240	2,040,443	4,973,633	669,095	44,647,327
2013	37,473,107	299,081	2,036,065	5,098,715	666,788	45,573,756
2014	39,110,926	310,290	2,172,540	5,463,267	702,711	47,759,734
2015	43,869,888	329,481	2,168,171	5,558,660	682,428	52,608,628
2016	47,882,187	338,120	2,132,019	5,591,219	723,649	56,667,194
Change:						
2007-2016	11.1%	-6.3%	-14.0%	36.2%	n/a	13.2%

(1) In 2009, Occupational Licenses and Business Permits were reclassified from Charges for Services to Taxes.

Town of Palm Beach, Florida

Changes in Fund Balances of Governmental Funds
Last Ten Fiscal Years
Modified Accrual Basis of Accounting

	2007	2008	2009	2010	2011	2012	2013	2014	2015	2016
Revenues										
Taxes	$ 50,041,902	$ 48,739,085	$ 50,999,853	$ 49,629,856	$ 44,728,989	$ 44,647,327	$ 45,573,756	$ 47,759,734	$ 52,608,628	$ 56,667,194
Fees and permits	7,147,383	7,835,468	4,865,780	4,102,878	5,749,007	5,880,327	6,959,778	7,401,315	10,020,118	9,422,858
Intergovernmental	2,312,236	2,107,927	1,937,338	1,852,267	1,900,329	1,967,946	986,853	1,056,503	1,074,234	1,106,768
Charges for services	2,448,829	2,808,298	3,277,981	3,194,361	3,461,768	4,081,261	3,576,155	3,741,185	3,957,603	4,131,754
Fines and forfeitures	1,572,285	1,194,275	927,863	620,978	1,309,725	1,106,676	1,530,917	1,924,183	1,115,240	1,185,547
Contributions	0	0	0	795,161	222,646	459,050	71,066	421,366	736,770	1,946,658
Investment earnings	3,618,646	2,036,192	2,389,974	1,814,395	737,696	704,692	212,594	626,295	1,184,939	857,219
Grant revenue	3,313,649	2,331,850	792,662	83,306	3,678,245	771,909	362,568	358,805	490,367	3,120,771
Special Assessments	0	0	0	564,419	989,814	1,068,133	1,015,907	1,183,221	1,538,098	1,257,358
Miscellaneous	567,739	613,605	568,455	302,124	852,864	1,011,340	692,198	663,967	177,606	291,461
Total revenues	71,022,669	67,666,700	65,759,906	62,959,745	63,631,083	61,698,661	60,981,792	65,136,574	72,903,603	79,987,588
Expenditures										
General government	8,932,304	9,986,924	10,923,177	10,716,676	9,466,491	9,328,868	9,611,179	9,482,734	10,349,294	10,672,235
Public safety	28,458,944	29,464,707	31,367,667	30,556,992	30,511,290	25,095,341	24,045,416	25,803,242	26,328,383	28,298,011
Physical environment	12,773,809	15,175,670	13,252,050	11,576,185	17,281,410	11,676,641	12,580,551	12,848,052	16,836,864	14,953,923
Transportation	838,808	1,160,600	1,248,445	909,308	1,311,456	1,099,438	1,528,094	1,282,851	1,084,764	1,081,675
Economic Environment	0	0	0	0	2,369,146	331,806	189,158	196,888	232,490	248,223
Culture and recreation	1,748,780	1,829,385	1,858,634	1,640,889	1,642,083	1,508,402	1,649,498	1,870,601	1,931,194	1,938,661
Non-departmental	2,220,201	2,414,968	1,918,051	1,902,388	1,905,398	1,804,439	1,922,643	1,880,251	1,925,555	1,967,485
Capital outlay	8,089,774	7,859,165	11,429,915	23,045,739	4,662,208	16,389,104	11,161,869	11,573,533	34,409,565	35,114,632
Debt service										
Principal	3,672,904	3,811,297	3,875,000	4,020,000	1,372,838	2,885,619	1,290,000	1,320,000	2,260,000	2,340,000
Interest and other fiscal charg	763,674	614,269	650,150	1,336,179	3,260,692	3,190,196	3,111,294	4,524,027	5,727,107	5,642,453
Bond issue costs	0	30,500	24,303	701,133	27,341	0	0	330,638	0	403,895
Payment to refunded bond escrow agent										622,861
Total expenditures	67,499,198	72,347,485	76,547,392	86,405,489	73,810,353	73,309,854	67,089,702	71,112,817	101,085,216	103,284,054
Revenues over (under) expenditures	3,523,471	(4,680,785)	(10,787,486)	(23,445,744)	(10,179,270)	(11,611,193)	(6,107,910)	(5,976,243)	(28,181,613)	(23,296,466)
Other financing sources (uses)										
Transfers in	8,602,057	7,039,939	10,606,800	10,758,475	11,309,406	11,774,938	11,257,899	32,693,862	23,861,850	19,884,368
Transfers out	(8,127,137)	(6,459,939)	(10,056,800)	(10,208,475)	(10,554,963)	(10,973,009)	(10,244,899)	(28,042,649)	(22,774,650)	(18,895,268)
Proceeds from sale of capital asse	0	0	0	1,047,156	0	0	0	0	0	0
Insurance recoveries	0	0	0	0	0	494,502	0	0	0	0
Bonds/Notes proceeds	0	10,000,000	395,004	74,578,567	0	0	0	58,494,720	0	58,432,064
Retirement of bonds/notes	0	0	0	(10,589,028)	0	0	0	0	0	0
Payment to refunded bond escro	0	0	0	(5,835,971)	0	0	0	0	0	(58,007,630)
Proceeds of refunding note	0	0	0	0	0	0	0	0	0	0
Total other financing sources (uses)	474,920	10,580,000	945,004	59,750,724	754,443	1,296,431	1,013,000	63,145,933	1,087,200	1,413,534
Net change in fund balances	$ 3,998,391	$ 5,899,215	$ (9,842,482)	$ 36,304,980	$ (9,424,827)	$ (10,314,762)	$ (5,094,910)	$ 57,169,690	$ (27,094,413)	$ (21,882,932)
Debt service as a percentage of non-capital expenditures	7.47%	6.91%	6.99%	9.39%	6.77%	10.67%	7.86%	10.39%	11.94%	12.24%

Town of Palm Beach, Florida

Historic and Projected General Fund Non-Ad Valorem Revenues

Last Ten Fiscal Years Actual and Next Year Budgeted

	Actual FY2007	Actual FY2008	Actual FY2009	Actual FY2010	Actual FY2011	Actual FY2012	Actual FY2013	Actual FY2014	Actual FY2015	Actual FY2016	Budget FY2017
Franchise Fees	$ 2,478,487	$ 2,447,544	$ 2,454,232	$ 2,152,817	$ 2,204,718	$ 2,040,444	$ 2,036,065	$ 2,172,540	$ 2,168,171	$ 2,132,019	$ 2,200,000
Utility Service Tax	4,105,957	4,496,507	4,608,088	4,931,205	4,892,655	4,973,633	5,397,796	5,463,267	5,558,660	5,591,219	5,570,000
Business Tax Receipts	740,875	741,535	726,238	716,018	694,373	669,095	666,788	702,711	682,429	723,649	697,000
Building Permits	6,201,211	6,844,875	4,701,645	3,934,213	5,535,510	5,514,911	6,500,256	6,919,361	9,508,851	8,791,344	6,156,000
Other License Fees & Permits	205,297	249,058	164,135	168,665	213,497	365,417	459,522	481,955	511,268	631,514	507,500
State Shared Revenue (1)	1,142,553	1,072,734	1,081,727	978,259	1,058,101	954,387	930,906	988,578	1,040,960	1,053,691	1,088,000
Local Shared Revenue	40,077	24,700	39,997	46,223	29,536	20,781	42,813	25,795	15,040	24,199	20,000
General Government	41,094	34,413	27,618	33,650	42,628	39,000	41,412	39,658	39,052	37,228	37,750
Public Safety	908,376	1,146,921	1,539,385	1,429,333	1,419,660	2,001,026	1,440,533	1,516,863	1,711,089	1,837,295	1,443,300
Physical Environment	1,022,063	1,041,072	1,131,884	1,098,950	1,219,035	1,260,317	1,264,060	1,226,434	1,192,087	1,179,500	1,310,000
Transportation	477,295	585,892	579,292	632,425	780,444	780,917	830,150	958,230	1,015,373	1,077,731	1,025,500
Fines & Forfeitures	1,541,448	1,183,318	1,152,807	594,473	1,297,226	1,106,435	1,530,787	1,924,183	1,099,526	1,174,837	1,255,000
Contributions	0	10,000	0	0	0	0	0	0	0	0	0
Investment Earnings	2,287,127	1,368,751	1,923,224	1,168,997	495,649	495,311	32,425	383,727	597,586	490,102	704,339
Rents & Royalties	80,961	111,320	44,291	102,702	88,202	104,980	69,606	42,749	57,599	37,919	36,000
Sale of Capital Assets	0	0	0	1,047,156	5,874	1,392	0	353,100	0	0	0
Miscellaneous Other	147,348	190,761	158,625	188,634	671,609	577,151	500,152	253,347	110,637	245,143	252,758
Total Non-Ad Valorem Revenues	**$ 21,420,169**	**$ 21,549,401**	**$ 20,333,188**	**$ 19,223,721**	**$ 20,648,717**	**$ 20,905,195**	**$ 21,743,271**	**$ 23,452,498**	**$ 25,308,328**	**$ 25,027,390**	**$ 22,303,147**

(1) Excludes 8th cent motor fuel tax and fuel tax refund.

Description of Certain Major Sources of Non-Ad Valorem Revenues As Defined in Bond Document (Unaudited)

Franchise Fees
Public utilities operating within the Town of Palm Beach, Florida must pay the Town a franchise fee in return for the right to do business within the Town and for the right to use public rights-of-way. Franchise agreements currently in effect include: Florida Public Utilities, Florida Power & Light, BellSouth Telecommunications, and Comcast Cable.

Utility Service Tax
The Town levies a utility tax on the purchase of electricity, metered or bottled gas, water service and telecommunication services. The Town levies this tax at the state allowed maximum of 10% for all services.

Business Tax Receipts
Any person engaging in or managing any business, occupation or profession within the limits of the Town of Palm Beach must obtain a business license. All licenses must be secured at the time the business begins operation and are renewed thereafter each October 1. The fee for each license is based on the business in which the entity is engaged.

Building Permits
Building permit fees include all building, electrical, mechanical and plumbing permits as well as architectural fees, variance application fees, and landmark application fees. Building permit fees were reduced in FY2008.

Other License Fees and Permits
These revenues include, right of way permits, parking permits and registrations.

State Shared Revenue
Revenues that are distributed from the State of Florida to the Town of Palm Beach, Florida are included in this line item. A portion of this revenue is State Revenue Sharing. The current structure of the revenue sharing program has three revenue sources for municipalities: Sales & Use Tax, one-cent Municipal Gas Tax and the State Alternative Fuel Decal Users Fee. Of these sources, the one-cent Municipal Gas Tax (Local Option Gas Tax) is restricted to expenditures for roads and has not been included in the *Historic and Projected Non Ad Valorem Revenue* Chart. Also included in the State Shared Revenue sections are the following distributions from the State of Florida: Alcoholic Beverage License and Sales Tax.

Local Shared Revenue
Local shared revenue includes a portion of the Palm Beach County Occupational License fees and a 911 equipment reimbursement.

General Government Revenues
These revenues include charges for copies, meeting tapes, lien search fees, microfiche, certification of copies and sales of maps and code books.

Public Safety Revenue
Public Safety Revenue includes special detail pay for police and fire officers, EMS transport fees, burglar alarm registration and false alarm fees, police ID cards, and Direct Connect Alarm fees. In FY2006 new fire inspection fees were approved by the Town Council. In FY2008, fees were increased for false alarm charges.

Physical Environment Revenue
Physical Environment Revenue includes solid waste collection fees, (collected through a non-ad valorem assessment), recycling fees and beach cleaning fees.

Transportation
Revenues include parking meter and permit collections. In FY2008, parking meter fees were increased.

Fines and Forfeitures
Fines and penalties received from traffic violations, parking meter violations, right-of-way violations, and code compliance fines.

Contributions
Contributions represent donations by citizens and businesses for various Town projects.

Investment Earnings
Represents interest earnings on cash, cash equivalents, and investments.

Rents and Royalties
Represents revenue from the rental of public property, pay phone and vending machine commissions.

Sale of Capital Assets
Revenue represents proceeds from the sale of capital assets. Revenue in FY10 and FY14 represents proceeds from the sale of Town owned property.

Miscellaneous Other Revenue
Revenues include a fee paid to the Town for the administration of Kreusler Park parking lot, fees associated with charitable solicitations, a rebate for Town towing, State highway lighting maintenance, insurance proceeds for hurricane damage and other miscellaneous revenues.

Outstanding Town Indebtedness
The Town does not have any general obligation bonds outstanding as of September 30, 2016. In February, 2010, the Town issued Public Improvement Revenue and Refunding Bonds, Series 2010A in the principal amount of $57,035,000, which refunded with the Series 2003B bonds, and the 2008 Revenue Note and financed a portion of the Town's 20 year capital improvement program. The 2010A bonds are special obligations of the Town payable solely from and secured solely by non-ad valorem revenue and any unused debt proceeds and related investment income. The Town also issued 2010B Worth Avenue Commercial District Project bonds in the principal amount of $14,770,000. The Town imposed a capital special assessment against real property in the Worth Avenue Commercial District to pay the cost of the Worth Avenue projects. The assessments will be security for the 2010B bonds. In December 2013, the Town issued Public Improvement Revenue Bonds in the principal amount of $55,590,000 to finance a portion of the Town's 20 year capital improvement program. The 2013 bonds are special obligations of the Town payable solely from and secured solely by non-ad valorem revenue. In September 2016, the Town issued Public Improvement Revenue Refunding Bonds, Series 2016A in the principal amount of $39,320,000, which refunded a portion of the Series 2010A Bonds. The Town also issued Public Improvement Revenue Refunding Bonds, Series 2016B in the principal amount of $10,255,000, which refunded a portion of the Series 2010B Bonds.

Town of Palm Beach, Florida

Assessed Value and Actual Value of Taxable Property

Last Ten Fiscal Years

Fiscal Year	Residential Property	Commercial Property	Industrial Property	Other Property	Less: Tax-exempt Property	Total Taxable Value	Total Direct Tax Rate	Total Assessed Value	Assessed Value as a % of Actual Value
2007	$ 14,127,084,784	$ 999,659,666	$ 750,509	$ 283,725,731	$ (3,500,257,437)	$ 11,910,963,253	3.7273	$ 15,411,220,688	77%
2008	14,861,022,194	1,067,802,643	752,116	294,479,830	(3,605,041,339)	12,619,015,444	3.3637	16,224,056,783	78%
2009	16,567,814,740	1,144,245,693	1,283,286	319,200,545	(4,347,624,821)	13,684,919,443	3.2512	17,911,648,549	76%
2010	15,424,701,553	1,055,167,871	1,995,000	411,729,501	(3,796,459,546)	13,097,134,379	3.2512	16,893,593,925	78%
2011	12,548,944,226	926,346,754	1,995,000	365,999,807	(2,312,807,898)	11,530,477,889	3.2512	12,043,094,460	96%
2012	12,455,771,607	917,204,438	1,795,500	348,994,178	(2,213,575,366)	11,510,190,357	3.2512	12,013,987,648	96%
2013	12,889,708,323	915,763,620	1,795,500	364,349,859	(2,365,784,414)	11,805,832,888	3.2512	12,288,707,603	96%
2014	13,830,680,923	943,455,273	1,795,500	368,781,059	(2,772,972,410)	12,371,740,345	3.2468	12,862,947,349	96%
2015	15,403,086,966	1,160,442,899	1,885,275	326,783,978	(3,631,110,871)	13,261,088,247	3.4058	13,728,091,553	97%
2016	17,428,504,556	1,270,937,024	1,885,275	341,777,143	(4,533,683,531)	14,509,420,467	3.3779	14,987,210,512	97%

Assessed value is an annual determination of the just or fair market value of the property, or the value of the homestead property as limited pursuant to State law.
Taxable value is the assessed value of property minus the amount of any applicable exemption provided under State law.
Property in Palm Beach County is reassessed every three years on average by the Palm Beach County Property Appraiser.

Town of Palm Beach, Florida

Direct and Overlapping Property Tax Rates
Last Ten Fiscal Years

	Town Direct Rates			Overlapping Rates			
Fiscal Year	General Fund	Debt Service	Total Direct	School District	Palm Beach County	Special Taxing Districts	Total All
2007	3.7273	0.0000	3.7273	7.8720	4.4775	2.3254	18.4022
2008	3.3637	0.0000	3.3637	7.3560	3.9813	2.1308	16.8318
2009	3.2512	0.0000	3.2512	7.2510	3.9656	2.2569	16.7247
2010	3.2512	0.0000	3.2512	7.9830	4.5614	2.4934	18.2890
2011	3.2512	0.0000	3.2512	8.1540	4.9960	2.5549	18.9561
2012	3.2512	0.0000	3.2512	8.1800	4.9925	2.3433	18.7670
2013	3.2512	0.0000	3.2512	7.7780	4.9902	2.3154	18.3348
2014	3.2468	0.0000	3.2468	7.5860	4.9852	2.2280	18.0460
2015	3.4058	0.0000	3.4058	7.5940	4.9729	2.1732	18.1459
2016	3.3779	0.0000	3.3779	7.5120	4.9277	2.0974	17.9150

Tax rate limits	- Ten mills per Florida Statute 200.81 (one mill equals $1 per $1,000 of assessed valuation).
Scope of tax rate limit	- No municipality shall levy ad valorem taxes for real and tangible personal property in excess of ten mills of the assessed value, except for special benefits and debt service on obligations issued with the approval of those taxpayers subject to ad valorem taxes.
Taxes assessed	- January 1
Taxes due	- March 31
Taxes delinquent	- April 1
Discount allowed	- 4% November; 3% December, 2% January; 1% February
Penalties for delinquent	- 2.5% after April 1, increase .5% each ten days; maximum 5%
Tax collector	- Palm Beach County
Tax collector's commission	- None

Town of Palm Beach, Florida

Principal Property Tax Payers

September 30, 2015 and Nine Years Ago

	2016				2007			
	Taxable Assessed Value	Taxes Paid	Rank	Percentage of Town Taxable Assessed Value	Taxable Assessed Value	Taxes Paid	Rank	Percentage of Town Taxable Assessed Value
The Breaker's	$ 283,297,644	$ 964,855	1	1.95%	$ 227,165,978	$ 846,716	1	1.91%
Nelson Peltz	106,766,826	363,626	2	0.74%	77,654,175	289,440	2	0.65%
County Road Property LLC	81,782,172	278,534	3	0.56%				
Wilson 150 Worth Avenue LLC	73,919,484	251,755	4	0.51%				
PBH LLC	72,958,850	248,483	5	0.50%				
700 North Lake LLC	65,119,853	221,785	6	0.45%				
JV Associates PB LLC	63,355,098	215,775	7	0.44%	54,000,000	201,274	4	0.45%
White Sea Holdings LLC	63,188,190	215,206	8	0.44%				
James H Clark	59,635,058	203,105	9	0.41%	38,404,904	143,147	7	0.32%
Sydell Miller	54,631,851	186,065	10	0.38%	46,122,910	171,914	5	0.39%
Trump Properties LLC					56,039,392	208,876	3	0.47%
The Everglades Club					38,498,260	143,495	6	0.32%
Casa Cajco, Inc.					34,140,678	127,253	8	0.29%
Irwin Kramer & Terry Allen					34,087,045	127,053	9	0.29%
Worth Avenue Associates LTD					34,000,000	126,728	10	0.29%
Totals	$ 924,655,026	$ 3,149,190		6.37%	$ 640,113,342	$ 2,385,894		5.37%

Source: Palm Beach County Property Appraiser

Town of Palm Beach, Florida

Property Tax Levies and Collections
Last Ten Fiscal Years

Fiscal Year	Net Tax Levy*	Current Tax Collections	Percent of Levy Collected	Delinquent Tax Collections	Total Property Tax Collections	Collections as a Percent of Current Levy
2007	44,882,990	43,028,136	95.87%	68,469	43,096,605	96.02%
2008	43,129,948	41,337,264	95.84%	119,985	41,457,249	96.12%
2009	44,766,064	42,684,473	95.35%	202,744	42,887,217	95.80%
2010	43,506,736	41,076,426	94.41%	432,144	41,508,570	95.41%
2011	38,073,972	36,634,834	96.22%	509	36,635,343	96.22%
2012	37,421,931	36,636,311	97.90%	26,605	36,662,916	97.97%
2013	38,449,282	37,376,601	97.21%	96,506	37,473,107	97.46%
2014	40,168,565	39,067,303	97.26%	43,623	39,110,926	97.37%
2015	45,709,498	43,979,362	96.21%	9,128	43,988,490	96.23%
2016	49,611,524	47,733,340	96.21%	193,117	47,926,457	96.60%

Note: All property taxes are assessed and collected by the Palm Beach County Tax Collector without charge to the Town. Collections are distributed in full as collected.

* Tax levy, net of allowance for discounts.

Town of Palm Beach, Florida

Ratios of Outstanding Debt by Type

Last Ten Fiscal Years

	Governmental Activities							
Fiscal Year	General Obligation Bonds	Revenue Refunding Bonds	Revenue Bonds/Notes	Loan Payable ECR	Capital Leases	Total Primary Government	Percentage of Personal Income	Per Capita
2007	$ -	$ 11,225,000	5,700,000	$ 956,282	$ 91,297	$ 17,972,579	1.41%	1,844
2008	-	7,630,000	15,575,000	856,374	-	24,061,374	1.88%	2,456
2009	-	3,885,000	15,445,000	753,889	-	20,083,889	1.59%	2,081
2010	-	-	73,739,987	648,762	-	74,388,749	6.96%	9,115
2011	-	-	72,383,598	540,924	-	72,924,522	6.67%	8,736
2012	-	-	69,517,815	-	-	69,517,815	6.35%	8,318
2013	-	-	68,137,765	-	-	68,137,765	6.65%	8,342
2014	-	-	125,139,203	-	-	125,139,203	12.20%	15,317
2015	-	-	123,042,406	-	-	123,042,406	12.19%	15,302
2016	-	-	125,798,878	-	-	125,798,878	14.83%	15,647

Note: Details about the Town's outstanding debt can be found in the notes to the financial statements.

Town of Palm Beach, Florida

Ratios of General Bonded Debt Outstanding
Last Ten Fiscal Years

Fiscal Year	General Obligation Bonds	Less: Amounts Available in Debt Service Fund	Total	Percentage of Assessed Value of Taxable Property	Per Capita
2007	$ 0	$ 0	$ 0	N/A	$ 0
2008	0	0	0	N/A	0
2009	0	0	0	N/A	0
2010	0	0	0	N/A	0
2011	0	0	0	N/A	0
2012	0	0	0	N/A	0
2013	0	0	0	N/A	0
2014	0	0	0	N/A	0
2015	0	0	0	N/A	0
2016	0	0	0	N/A	0

Note: For each fiscal year ending September 30, property is valued as of January 1st of the preceding celendar year.

General Obligation Bonds were retired in 2005

Town of Palm Beach, Florida

Direct and Overlapping Governmental Activities Debt
September 30, 2016

	Total Outstanding	Percentage Applicable to Town of Palm Beach[1]	Amount Applicable to Town of Palm Beach
Direct:			
Town of Palm Beach	$ 114,080,000	100.00%	$ 114,080,000
Overlapping:			
Palm Beach County	$ 922,860,028	10.16%	93,758,432
Palm Beach County School District	1,776,258,000	10.16%	180,459,832
Total overlapping debt	2,699,118,028		274,218,264
Total direct and overlapping debt payable from ad valorem taxes	**$ 2,813,198,028**		**$ 388,298,264**
Estimated population			8,040
Total direct and overlapping debt per capita			$ 48,296

[1] Based on 2016 ratio of assessed taxable values.

Source: Finance Department, Town of Palm Beach, Florida
Palm Beach County Property Appraiser
School Board of Palm Beach County

Note: The percentage of overlapping debt applicable is estimated using taxable assessed property values. Applicable percentages were estimated by determining the portion of the Town's taxable assessed value that is within the County's boundries and multiplying it by the County and School Board General Obligation Debt outstanding.

Town of Palm Beach, Florida

Legal Debt Margin Information
Last Ten Fiscal Years

	2007	2008	2009	2010	2011	2012	2013	2014	2015	2016
Debt limit	$ 770,561,034	$ 811,202,839	$ 895,582,427	$ 844,679,696	$ 602,154,723	$ 600,699,382	$ 614,435,380	$ 643,147,367	$ 686,404,578	$ 749,360,526
Total net debt applicable to limit	0	0	0	0	0	0	0	0	0	0
Legal debt margin	$ 770,561,034	$ 811,202,839	$ 895,582,427	$ 844,679,696	$ 602,154,723	$ 600,699,382	$ 614,435,380	$ 643,147,367	$ 686,404,578	$ 749,360,526
Total net debt applicable to the limit as a percentage of debt limit	0.00%	0.00%	0.00%	0.00%	0.00%	0.00%	0.00%	0.00%	0.00%	0.00%

The Town of Palm Beach has a 5% general obligation debt limit as a percent of taxable value per Section 7.02 of the Town Charter.

Town of Palm Beach, Florida

Pledged Revenue Coverage

Last Ten Fiscal Years

Fiscal Year	Non-Ad Valorem Revenue Available for Debt Coverage	Current Debt Service			Current Coverage
		Principal	Interest	Total	
2007	$ 21,420,169	$ 3,585,000	$ 750,354	$ 4,335,354	4.94
2008	21,549,401	3,720,000	612,163	4,332,163	4.97
2009	20,333,188	3,875,000	648,649	4,523,649	4.49
2010	19,223,721	4,020,000	1,331,915	5,351,915	3.59
2011	20,648,717	1,265,000	3,149,663	4,414,663	4.68
2012	20,905,195	2,775,000	3,165,134	5,940,134	3.52
2013	21,756,405	1,290,000	3,111,294	4,401,294	4.94
2014	23,452,498	1,320,000	4,524,027	5,844,027	4.01
2015	25,308,328	2,260,000	5,722,457	7,982,457	3.17
2016	25,027,390	2,340,000	5,636,404	7,976,404	3.14

The Town's revenue bonds and note are special obligations of the Town payable solely from and secured solely by non-ad valorem revenue and any unused debt proceeds and related investment income. Footnote G describes the Town's current bond status.

Town of Palm Beach, Florida

Demographic and Economic Statistics

Last Ten Fiscal Years

Fiscal Year	Population[1]	Estimated Total Personal Income	Per Capita Personal Income[2]	Median Age[2]	Education Level in Years of Schooling	School Enrollment[3]	Unemployment Rate[4]
2007	9,744	1,275,401,904	130,891	66.6	N/A	468	4.8%
2008	9,797	1,282,339,127	130,891	66.6	N/A	468	7.5%
2009	9,650	1,263,098,150	130,891	66.6	N/A	455	9.5%
2010	8,161	1,068,201,451	130,891	68.7	N/A	477	10.8%
2011	8,348	1,092,678,068	130,891	68.7	N/A	415	9.7%
2012	8,358	1,093,986,978	130,891	68.7	N/A	406	9.2%
2013	8,168	1,025,386,216	125,537	68.7	N/A	414	7.1%
2014	8,170	1,025,637,290	125,537	68.7	N/A	476	6.0%
2015	8,040	1,009,317,480	125,537	68.7	N/A	406	5.0%
2016	8,040	848,437,080	105,527	67.6	N/A	420	5.1%

Data Sources:

(1) The population for 2010 was obtained from the U.S. Census Bureau. All remaining populations were obtained from the University of Florida, Bureau of Economic Business Administration.
(2) U.S. Census Bureau
(3) Palm Beach County School District
(4) Business Development Board of Palm Beach County. Data is for the West Palm Beach to Boca Raton metropolitan area.

Town of Palm Beach, Florida

Principal Employers

September 30, 2016 and Nine Years Ago

	2016			2007		
Employer	**Employees[1]**	**Rank**	**Percentage of Total Town Employment**	**Employees[1]**	**Rank**	**Percentage of Total Town Employment**
Breakers Palm Beach Inc	1,900	1	10.53%	2,200	1	16.07%
Four Seasons	420	2	2.33%	420	2	3.07%
Town of Palm Beach	365	3	2.02%	415	3	3.03%
Publix	176	4	0.98%	200	6	1.46%
KHRG WPB	130	5	0.72%			
Colony Palm Beach	105	6	0.58%	120	9	0.88%
Palm Beach Day Academy	103	7	0.57%	150	8	1.10%
Everglades Club	100	8	0.55%	360	4	2.63%
Island Hospitality Management	100	9	0.55%			0.00%
Sailfish Club	95	10	0.53%			
Testa's Restaurant				221	5	1.61%
Wachovia				168	7	1.23%
Brazilian Court				120	10	0.88%
Totals	3,494		19.36%	4,374		31.95%

Source: (1) Florida Department of Economic Opportunity (DEO), Bureau of Labor Market Statistics

Town of Palm Beach, Florida

Full-time Equivalent Town Government Employees by Function / Program

Last Ten Fiscal Years

	2007	2008	2009	2010	2011	2012	2013	2014	2015	2016
General Government	86.45	85.5	84.5	82.43	73.46	75.05	74.85	75.62	78.87	82.23
Public Safety										
Building Official	1.00	1.00	1.00	1.00	1.00	1.00	1.00	1.00	1.00	1.00
Land Development	10.90	10.90	10.90	12.35	12.35	11.85	11.35	10.85	10.85	13.15
Police Officers	78.00	78.00	78.00	77.00	71.00	71.00	70.00	70.00	70.00	70.00
Firefighters	80.00	80.00	80.00	79.00	74.00	71.50	69.00	66.00	66.00	64.00
Civilian Police/Fire	59.20	59.20	59.70	54.45	48.25	46.25	47.25	45.25	45.25	45.25
Physical Environment										
Sanitation	44.24	44.24	44.24	41.51	37.06	37.06	38.05	38.23	38.23	38.23
Storm Sewer Maintenance	17.60	17.66	17.66	17.51	16.94	17.44	17.01	17.77	17.77	17.76
Transportation										
Roads and Streets	5.61	5.61	5.61	5.70	5.79	5.79	6.86	5.67	5.67	5.92
Culture and Recreation										
Recreation	32.23	29.17	28.78	29.03	27.48	25.71	18.58	18.55	26.04	27.55
Total	**415.23**	**411.28**	**410.39**	**399.98**	**367.33**	**362.65**	**353.95**	**348.94**	**359.68**	**365.09**

Town of Palm Beach, Florida

Operating Indicators by Function / Program
Last Ten Fiscal Years

Function	2007	2008	2009	2010	2011	2012	2013	2014	2015	2016
Public Safety										
Police										
Physical arrests	1,889	1,715	2,120	2,033	1,703	1,404	1,985	1,718	1,828	1,919
Parking violations	21,835	16,832	13,514	12,178	15,936	14,485	13,434	16,691	16,258	17,221
Traffic violations	4,210	4,658	4,989	4,799	4,293	3,529	3,266	2,708	2,874	3,028
Fire										
Number of fire calls	1,364	1,373	1,175	1,092	1,147	1,003	928	943	900	867
Number of EMS Calls	1,644	1,598	1,319	1,372	1,464	1,603	1,478	1,691	1,717	1,577
Physical Environment										
Sanitation										
Refuse collected (tons)	10,534	10,976	9,877	9,341	8,452	8,443	9,175	9,186	8,904	8,869
Recyclables collected (tons)	1,780	1,844	1,579	1,642	1,645	1,624	1,576	1,646	1,655	1,623
Transportation										
Roads and Streets										
Street resurfacing (miles)	7	8	6	5	6	17	5	0	0	3
Pot holes repaired	46	61	72	67	75	26	35	34	30	31
Culture and Recreation										
Recreation Department										
Youth athletic participants	7,628	4,942	3,278	2,395	3,164	3,209	2,097	1,723	2,365	1,967
Camp program participants	10,089	10,243	10,626	10,031	11,525	10,862	11,143	11,127	10,192	10,064
Youth enrichment participants	6,263	9,365	6,759	4,475	3,613	2,879	2,515	1,757	1,144	1,331
Adult Enrichment/Fitness participants	9,202	9,201	3,447	2,250	2,259	2,287	2,483	1,922	1,599	1,575
Special Events Offered	7	6	5	4	3	3	3	3	3	3
Special Events participants	1,461	1,438	1,950	1,515	1,275	1,250	1,225	1,290	1,190	1,200
Tennis Participants	35,136	29,109	29,766	26,328	25,603	27,474	24,746	25,961	26,712	26,618
Rounds of Golf	28,952	25,275	14,226	19,379	26,437	29,117	30,366	34,780	35,379	36,861
Range buckets sold	19,180	14,746	8,313	7,303	8,707	12,712	14,323	16,473	17,139	15,450
Annual Marina Leases	82	81	78	72	68	69	68	70	72	75
Seasonal Marina Leases	2	2	5	5	5	8	8	11	11	8
Total transient vessels	681	626	418	321	387	396	318	374	356	367

Sources: Town departments

Town of Palm Beach, Florida

Capital Asset Statistics by Function / Program

Last Ten Fiscal Years

Function	2007	2008	2009	2010	2011	2012	2013	2014	2015	2016
Public Safety										
Police										
Stations	1	1	1	1	1	1	1	1	1	1
Patrol Units	21	21	21	21	21	21	21	21	21	21
Fire										
Fire Stations	3	3	3	3	3	3	3	3	3	3
Fire Trucks	7	7	7	7	7	7	7	7	6	6
ALS Rescue Vehicles	5	5	5	5	5	5	5	5	5	5
Physical Environment										
Sanitation										
Garbage Trucks	17	17	17	17	17	17	16	16	16	16
Trash Trucks	12	12	12	12	12	12	12	12	12	12
Transportation										
Roads and Streets										
Street lights	878	922	972	972	985	991	991	991	991	991
Lane miles	103	103	103	103	103	103	103	103	103	103
Culture and Recreation										
Recreation Department										
Basketball courts	1	1	1	1	1	1	1	1	1	1
Multi-purpose fields	1	1	1	1	1	1	1	1	1	1
Tennis courts	14	14	13	13	13	13	13	13	13	13
Dock slips	88	88	88	88	88	88	88	88	88	88
Golf courses	1	1	1	1	1	1	1	1	1	1
Playgrounds	1	1	1	1	1	1	1	1	1	1
Recreation centers	1	1	1	1	1	1	1	1	1	1
Tennis pro-shops	2	2	2	2	2	2	2	2	2	2
Parks	10	10	11	11	11	11	11	11	11	11

Sources: Town departments

Note: Data is not available for general government.

NOWLEN, HOLT & MINER, P.A.
CERTIFIED PUBLIC ACCOUNTANTS

WEST PALM BEACH OFFICE
NORTHBRIDGE CENTRE
515 N. FLAGLER DRIVE, SUITE 1700
POST OFFICE BOX 347
WEST PALM BEACH, FLORIDA 33402-0347
TELEPHONE (561) 659-3060
FAX (561) 835-0628
WWW.NHMCPA.COM

EVERETT B. NOWLEN (1930-1984), CPA
EDWARD T. HOLT, CPA
WILLIAM B. MINER, RETIRED, CPA
ROBERT W. HENDRIX, JR., CPA
JANET R. BARICEVICH, CPA
TERRY L. MORTON, JR., CPA
N. RONALD BENNETT, CVA, ABV, CFF, CPA
ALEXIA G. VARGA, CFE, CPA
EDWARD T. HOLT, JR., PFS, CPA
BRIAN J. BRESCIA, CFP®, CPA

MARK J. BYMASTER, CFE, CPA
RYAN M. SHORE, CFP®, CPA
WEI PAN, CPA
WILLIAM C. KISKER, CPA
RICHARD E. BOTTS, CPA

BELLE GLADE OFFICE
333 S.E. 2nd STREET
POST OFFICE BOX 338
BELLE GLADE, FLORIDA 33430-0338
TELEPHONE (561) 996-5612
FAX (561) 996-6248

INDEPENDENT AUDITOR'S REPORT ON INTERNAL CONTROL OVER FINANCIAL REPORTING AND ON COMPLIANCE AND OTHER MATTERS BASED ON AN AUDIT OF FINANCIAL STATEMENTS PERFORMED IN ACCORDANCE WITH *GOVERNMENT AUDITING STANDARDS*

The Honorable Mayor and Members of the Town Council
Town of Palm Beach, Florida

We have audited, in accordance with the auditing standards generally accepted in the United States of America and the standards applicable to financial audits contained in *Government Auditing Standards*, issued by the Comptroller General of the United States, the financial statements of the governmental activities, the business-type activities, each major fund, and the aggregate remaining fund information of the Town of Palm Beach, Florida, as of and for the year ended September 30, 2016, and the related notes to the financial statements, which collectively comprise the Town of Palm Beach, Florida's basic financial statements and have issued our report thereon dated March 31, 2017. Our report includes a reference to other auditors who audited the financial statements of the Town of Palm Beach Retirement System, as described in our report on the Town of Palm Beach, Florida's financial statements. This report does not include the results of the other auditors' testing of internal control over financial reporting or compliance and other matters that are reported on separately by those auditors.

Internal Control Over Financial Reporting

In planning and performing our audit of the financial statements, we considered the Town of Palm Beach, Florida's internal control over financial reporting (internal control) to determine the audit procedures that are appropriate in the circumstances for the purpose of expressing our opinions on the financial statements, but not for the purpose of expressing an opinion on the effectiveness of the Town of Palm Beach, Florida's internal control. Accordingly, we do not express an opinion on the effectiveness of the Town of Palm Beach, Florida's internal control.

A *deficiency in internal control* exists when the design or operation of a control does not allow management or employees, in the normal course of performing their assigned functions, to prevent, or detect and correct misstatements on a timely basis. A *material weakness* is a deficiency, or a combination of deficiencies, in internal control, such that there is a reasonable possibility that a material misstatement of the entity's financial statements will not be prevented, or detected and corrected on a timely basis. A *significant deficiency* is a deficiency, or a combination of deficiencies, in internal control that is less severe than a material weakness, yet important enough to merit attention by those charged with governance.

AMERICAN INSTITUTE OF CERTIFIED PUBLIC ACCOUNTANTS • FLORIDA INSTITUTE OF CERTIFIED PUBLIC ACCOUNTANTS • CPAMERICA INTERNATIONAL

Our consideration of internal control was for the limited purpose described in the first paragraph of this section and was not designed to identify all deficiencies in internal control that might be material weaknesses or significant deficiencies. Given these limitations, during our audit we did not identify any deficiencies in internal control that we consider to be material weaknesses. However, material weaknesses may exist that have not been identified.

Compliance and Other Matters

As part of obtaining reasonable assurance about whether the Town of Palm Beach, Florida's financial statements are free from material misstatement, we performed tests of its compliance with certain provisions of laws, regulations, contracts, and grant agreements, noncompliance with which could have a direct and material effect on the determination of financial statement amounts. However, providing an opinion on compliance with those provisions was not an objective of our audit, and accordingly, we do not express such an opinion. The results of our tests disclosed no instances of noncompliance or other matters that are required to be reported under *Government Auditing Standards*.

Purpose of this Report

The purpose of this report is solely to describe the scope of our testing of internal control and compliance and the results of that testing, and not to provide an opinion on the effectiveness of the entity's internal control or on compliance. This report is an integral part of an audit performed in accordance with Government Auditing Standards in considering the entity's internal control and compliance. Accordingly, this communication is not suitable for any other purpose.

Nowlen, Holt & Miner, P.A.

West Palm Beach, Florida
March 31, 2017

NOWLEN, HOLT & MINER, P.A.
CERTIFIED PUBLIC ACCOUNTANTS

WEST PALM BEACH OFFICE
NORTHBRIDGE CENTRE
515 N. FLAGLER DRIVE, SUITE 1700
POST OFFICE BOX 347
WEST PALM BEACH, FLORIDA 33402-0347
TELEPHONE (561) 659-3060
FAX (561) 835-0628
WWW.NHMCPA.COM

EVERETT B. NOWLEN (1930-1984), CPA
EDWARD T. HOLT, CPA
WILLIAM B. MINER, RETIRED, CPA
ROBERT W. HENDRIX, JR., CPA
JANET R. BARICEVICH, CPA
TERRY L. MORTON, JR., CPA
N. RONALD BENNETT, CVA, ABV, CFF, CPA
ALEXIA G. VARGA, CFE, CPA
EDWARD T. HOLT, JR., PFS, CPA
BRIAN J. BRESCIA, CFP®, CPA

MARK J. BYMASTER, CFE, CPA
RYAN M. SHORE, CFP®, CPA
WEI PAN, CPA
WILLIAM C. KISKER, CPA
RICHARD E. BOTTS, CPA

BELLE GLADE OFFICE
333 S.E. 2nd STREET
POST OFFICE BOX 338
BELLE GLADE, FLORIDA 33430-0338
TELEPHONE (561) 996-5612
FAX (561) 996-6248

MANAGEMENT LETTER IN ACCORDANCE WITH THE RULES OF THE AUDITOR GENERAL OF THE STATE OF FLORIDA

The Honorable Mayor and Members of the Town Council
Town of Palm Beach, Florida

Report on the Financial Statements

We have audited the financial statements of the Town of Palm Beach, Florida, as of and for the fiscal year ended September 30, 2016, and have issued our report thereon dated March 25, 2016.

Auditor's Responsibility

We conducted our audit in accordance with auditing standards generally accepted in the United States of America; the standards applicable to financial audits contained in *Government Auditing Standards* issued by the Comptroller General of the United States; and Chapter 10.550 Rules of the Auditor General.

Other Reports

We have issued our Independent Auditor's Report on Internal Control Over Financial Reporting and on Compliance and Other Matters Based on an Audit of Financial Statements Performed in Accordance with *Government Auditing Standards* and Independent Accountant's Report on an examination conducted in accordance with *AICPA Professional Standards*, Section 601, regarding compliance requirements in accordance with Chapter 10.550, Rules of the Auditor General. Disclosures in those reports, which are dated March 31, 2017, should be considered in conjunction with this Management Letter.

Prior Audit Findings

Section 10.554(1)(i)1., Rules of the Auditor General, requires that we determine whether or not corrective actions have been taken to address findings and recommendations made in the preceding annual financial audit report.

Finding 2015-1 Information Security Policy was included in preceding annual financial audit report. Corrective actions have been taken to address the finding and it no longer applies.

AMERICAN INSTITUTE OF CERTIFIED PUBLIC ACCOUNTANTS • FLORIDA INSTITUTE OF CERTIFIED PUBLIC ACCOUNTANTS • CPAMERICA INTERNATIONAL

Official Title and Legal Authority

Section 10.554(1)(i)4., Rules of the Auditor General, requires that the name or official title and legal authority for the primary government and each component unit of the reporting entity be disclosed in this Management Letter, unless disclosed in the notes to the financial statements. This information is disclosed in Note A to the financial statements.

Financial Condition

Section 10.554(1)(i)5.a. and 10.556(7), Rules of the Auditor General, require that we apply appropriate procedures and report the results of our determination as to whether or not the Town of Palm Beach, Florida has met one or more of the conditions described in Section 218.503(1), Florida Statutes, and identification of the specific condition(s) met. In connection with our audit, we determined that the Town of Palm Beach, Florida did not meet any of the conditions described in Section 218.503(1), Florida Statutes.

Pursuant to Sections 10.554(1)(i)5.c. and 10.556(8), Rules of the Auditor General, we applied financial condition assessment procedures. It is management's responsibility to monitor the Town of Palm Beach, Florida's financial condition, and our financial condition assessment was based in part on representations made by management and the review of financial information provided by same. Our assessment was done as of the fiscal year end. The results of our procedures did not disclose any matters that are required to be reported.

Annual Financial Report

Section 10.554(1)(i)5.b. and 10.556(7), Rules of the Auditor General, require that we apply appropriate procedures and report the results of our determination as to whether the annual financial report for the Town of Palm Beach, Florida for the fiscal year ended September 30, 2016, filed with the Florida Department of Financial Services pursuant to Section 218.32(1)(a), Florida Statutes, is in agreement with the annual financial audit report for the fiscal year ended September 30, 2016. In connection with our audit, we determined that the two reports were in agreement.

Special District Component Units

Section 10.554(1)(i)5.d, Rules of the Auditor General, requires that we determine whether or not a special district that is a component unit of a county, municipality, or special district, provided the financial information necessary for proper reporting of the component unit, within the audited financial statements of the county, municipality, or special district in accordance with Section 218.39(3)(b), Florida Statutes. Based on the application of criteria in publications cited in Section 10.553, Rules of the Auditor General, there are no special district component units of the Town of Palm Beach, Florida.

Other Matters

Section 10.554(1)(i)2., Rules of the Auditor General, requires that we address in the Management Letter any recommendations to improve financial management. In connection with our audit, we noted the following item.

Finding 2016-1 Expenditures in Excess of Appropriations

Condition: We noted that the Beach Restoration Project Fund had expenditures in excess of appropriations.

Criteria: Florida Statutes prohibit expenditures in excess of appropriations.

Effect: Noncompliance with budgetary requirements.
Recommendation: We recommend that the Town adopt budget ordinances as necessary to eliminate expenditures in excess of appropriations.

Management Response: On June 9, 2015, the Town Council approved Resolution No. 78-2015 awarding a contract to Great Lakes Dredge & Dock Company for the Phipps Ocean Park/Reach 7 Beach Nourishment Project. Based on the approval of the resolution, the budget was established for this project in FY2015. Due to a delay in obtaining a permit for the project, the purchase order was not issued until November 2015 (FY2016). Since a purchase order was not issued in FY2015, the budget did not carry over into FY2016. In the future, we will ensure that budgets for approved projects are committed with a purchase order, and if not, that project budgets are amended by ordinance.

Section 10.554(1)(i)3., Rules of the Auditor General, requires that we address noncompliance with provisions of contracts or grant agreements, or abuse, that have occurred, or are likely to have occurred, that have an effect on the financial statements that is less than material but which warrants the attention of those charged with governance. In connection with our audit, we did not have any such findings.

Single Audits

For the year ended September 30, 2016, the Town expended less than $750,000 of federal awards and less than $750,000 of state financial assistance. The Town was not required to have a state single audit or a federal single audit.

Response to Management Letter

The Town of Palm Beach, Florida's response to the finding identified in our audit is presented above. The Town of Palm Beach, Florida's response was not subjected to the auditing procedures applied in the audit of the financial statements and, accordingly, we express no opinion on it.

Purpose of this Letter

Our Management Letter is intended solely for the information and use of the Legislative Auditing Committee, members of the Florida Senate and the Florida House of Representative, the Florida Auditor General, Federal and state awarding agencies, pass-through entities, management of the Town of Palm Beach, and members of the Town Council, and is not intended to be and should not be used by anyone other than these specified parties.

Nowlen, Holt & Miner, P.A.

West Palm Beach, Florida
March 31, 2017

NOWLEN, HOLT & MINER, P.A.
CERTIFIED PUBLIC ACCOUNTANTS

WEST PALM BEACH OFFICE
NORTHBRIDGE CENTRE
515 N. FLAGLER DRIVE, SUITE 1700
POST OFFICE BOX 347
WEST PALM BEACH, FLORIDA 33402-0347
TELEPHONE (561) 659-3060
FAX (561) 835-0628
WWW.NHMCPA.COM

EVERETT B. NOWLEN (1930-1984), CPA
EDWARD T. HOLT, CPA
WILLIAM B. MINER, RETIRED, CPA
ROBERT W. HENDRIX, JR., CPA
JANET R. BARICEVICH, CPA
TERRY L. MORTON, JR., CPA
N. RONALD BENNETT, CVA, ABV, CFF, CPA
ALEXIA G. VARGA, CFE, CPA
EDWARD T. HOLT, JR., PFS, CPA
BRIAN J. BRESCIA, CFP®, CPA

MARK J. BYMASTER, CFE, CPA
RYAN M. SHORE, CFP®, CPA
WEI PAN, CPA
WILLIAM C. KISKER, CPA
RICHARD E. BOTTS, CPA

BELLE GLADE OFFICE
333 S.E. 2nd STREET
POST OFFICE BOX 338
BELLE GLADE, FLORIDA 33430-0338
TELEPHONE (561) 996-5612
FAX (561) 996-6248

INDEPENDENT ACCOUNTANT'S REPORT ON COMPLIANCE WITH SECTION 218.415, FLORIDA STATUTES

The Honorable Mayor and Members of the Town Council
Town of Palm Beach, Florida

We have examined the Town of Palm Beach, Florida's compliance with Section 218.415, Florida Statutes during the year ended September 30, 2016. Management is responsible for the Town of Palm Beach, Florida's compliance with those requirements. Our responsibility is to express an opinion on the Town of Palm Beach, Florida's compliance based on our examination.

Our examination was conducted in accordance with attestation standards established by the American Institute of Certified Public Accountants and, accordingly, included examining, on a test basis, evidence about the Town of Palm Beach, Florida's compliance with those requirements and performing such other procedures as we considered necessary in the circumstances. We believe that our examination provides a reasonable basis for our opinion. Our examination does not provide a legal determination on the Town of Palm Beach, Florida's compliance with specified requirements.

In our opinion, the Town of Palm Beach, Florida complied, in all material respects, with the aforementioned requirements for the year ended September 30, 2016.

This report is intended solely for the information and use of the Legislative Auditing Committee, members of the Florida Senate and Florida House of Representative, the Florida Auditor General, applicable management, and the Town Council, and is not intended to be and should not be used by anyone other than these specified parties.

Nowlen, Holt & Miner, P.A.

West Palm Beach, Florida
March 31, 2017

AMERICAN INSTITUTE OF CERTIFIED PUBLIC ACCOUNTANTS • FLORIDA INSTITUTE OF CERTIFIED PUBLIC ACCOUNTANTS • CPAMERICA INTERNATIONAL

TOWN OF PALM BEACH

Town Council Meeting on: April 13, 2017

Section of Agenda

Ordinances - Second Reading

Agenda Title

ORDINANCE NO. 11-2017 An Ordinance of the Town Council of the Town of Palm Beach, Palm Beach County, Florida, Amending Chapter 42, Environment, of the Town's Code of Ordinances at Article V, Noise, Section 42-197 Specific Acts Prohibited to Include at a New Subparagraph so as to Prohibit the Use of Gasoline Powered Leaf Blowers on any Properties Within the Town Consisting of Less than One Acre; Providing for Severability; Providing for Codification; Providing an Effective Date.

Presenter

Jay Boodheshwar, Deputy Town Manager

ATTACHMENTS:

- **Ordinance No. 11-2017**
- **Additional Citizens' Communications Since First Reading on Mach 14, 2017**

ORDINANCE NO. 11-2017

AN ORDINANCE OF THE TOWN COUNCIL OF THE TOWN OF PALM BEACH, PALM BEACH COUNTY, FLORIDA, AMENDING CHAPTER 42, ENVIRONMENT, OF THE TOWN'S CODE OF ORDINANCES AT ARTICLE V NOISE, SECTION 42-197 SPECIFIC ACTS PROHIBITED TO INCLUDE AT A NEW SUBPARAGRAPH SO AS TO PROHIBIT THE USE OF GASOLINE POWERED LEAF BLOWERS ON ANY PROPERTIES WITHIN THE TOWN CONSISTING OF LESS THAN ONE ACRE; PROVIDING FOR SEVERABILITY; PROVIDING FOR CODIFICATION; PROVIDING AN EFFECTIVE DATE.

WHEREAS, the Town Council finds that frequent use of gas powered leaf blowers in residential and commercial districts within the Town creates excessive noise, emits fumes, and creates annoyance for persons of normal sensitivity; and

WHEREAS, the Town Council wishes to prohibit the use of gas powered leaf blowers within the Town on properties of less than one acre in size; and

WHEREAS, the Town Council wishes to provide a reasonable phase-in period after adoption of this Ordinance during which Town staff can conduct outreach to inform and educate residents and landscape maintenance companies of the restrictions created by this Ordinance.

NOW, THEREFORE, BE IT ORDAINED BY THE TOWN COUNCIL OF THE TOWN OF PALM BEACH, PALM BEACH COUNTY, FLORIDA, AS FOLLOWS:

Section 1. Chapter 42 Environment, Article V Noise, Division 1 Generally, Section 42-197 Specific Acts Prohibited, of the Town's Code of ordinances is hereby amended by adding a new subsection (12) to read as follows:

"(12) *Gasoline powered leaf blowers.*

(a) Definition. Leaf blowers shall mean any air blowing machine that uses a concentrated stream of air to push, propel or blow dirt, dust, leaves, grass clippings, trimmings, cuttings, refuse or debris.

(b) The use of gasoline powered leaf blowers is prohibited on any property within the Town which is less than one acre in size. This prohibition shall be effective as of October 1, 2017.

Section 2. Severability.

If any provision of this Ordinance or the application thereof is held invalid, such invalidity shall not affect the other provisions or applications of this Ordinance which can be given effect without the invalid provisions or applications, and to this end the provisions of this Ordinance are hereby declared severable.

Section 3. Repeal of Ordinances in Conflict.

All other ordinances of the Town of Palm Beach, Florida, or parts thereof which conflict with this or any part of this Ordinance are hereby repealed.

Section 4. Codification.

This Ordinance shall be codified and made a part of the official Code of Ordinances of the Town of Palm Beach.

Section 5. Effective Date.

This Ordinance shall take effect immediately upon its passage and approval, as provided by law.

PASSED AND ADOPTED in a regular, adjourned session of the Town Council of the Town of Palm Beach on first reading this 14th day of March, 2017, and for second and final reading this 13th day of April, 2017.

_____	_____
Gail L. Coniglio, Mayor	Richard M. Kleid, Town Council President
	_____
	Danielle H. Moore, Council President Pro Tem
	_____
	Julie Araskog, Town Council Member
ATTEST:	_____
	Bobbie Lindsay, Town Council Member
_____	_____
Susan A. Owens, MPA, MMC, Town Clerk	Margaret A. Zeidman, Town Council Member

P:\DOCS\13156\00008\DOC\1RR5910.DOCX

Cheryl Kleen

From: Mary Louise Schwab <marylouiseschwab@gmail.com>
Sent: Wednesday, March 15, 2017 2:51 PM
To: Gail Coniglio
Cc: Town Council
Subject: Leaf blowers and under grounding

As a former owner of a small Palm Beach house, I will add my voice to those who think that the leaf blower ban is wrong...it is hard enough to find people to do yard work, and if they are restricted as to equipment and hours, it will be ever harder. I don't like what is happening in town. Rules, pressure on property owners to grant easements, utility burial costs millions under-estimated, rec center over the top improvements, plastic bag bans, etc.
Several years ago I sold my small house and moved to a condominium rather than again go through the town's nightmare permitting and inspection process to replace and repair. Things have only gotten worse since that time. I know that my voice doesn't mean anything, but when the next election comes around, I will not vote for anyone who currently holds an elected office in Palm Beach.
Mary Louise Schwab

Cheryl Kleen

From: Heather Nock <heather@fabrikantgroup.com>
Sent: Thursday, March 30, 2017 9:06 AM
To: Town Council
Subject: Call to Action Regarding Leaf Blowers

Council,

This email is sent on behalf of Mr. and Mrs. Charles Fabrikant who reside at 249 S Woods Road, Palm Beach, FL 33480.

We are writing to object to the new law banning gas blowers in favor of electric blows for homes that are smaller than 1 acre.

Best regards,

Charles Fabrikant

Cheryl Kleen

From: Neil Corkery <corkery@Qedpost.com>
Sent: Thursday, March 30, 2017 2:21 PM
To: Town Council
Subject: Fwd: Leaf blowers

>
> I live at 120 Chilean ave and am writing to OPPOSE the proposed ban on leaf blowers
> It is absurd that you would propose banning gas blowers when electric blowers make even more noise.
> Neil corkery
> Resident / owner
> 120 Chilean ave

Cheryl Kleen

From: Ann Corkery <corkery2@ymail.com>
Sent: Thursday, March 30, 2017 2:25 PM
To: Town Council
Subject: Leaf blowers

>
>
>>
>> I live at 120 Chilean ave and am writing to OPPOSE the proposed ban on leaf blowers
>> It is absurd that you would propose banning gas blowers when electric blowers make even more noise.
>> Ann corkery
>> Resident / owner
>> 120 Chilean ave

Cheryl Kleen

From: Jay Goldberg <JGoldberg@hudsonptr.com>
Sent: Thursday, March 30, 2017 2:44 PM
To: Town Council

Council Members,
I have never expressed an opinion to your group but am compelled to over the leaf blower issue. Have you no more important issues to deal with?
We live in a beautiful town and there is no need for new and more restrictive regulations. And why are you singling out homes under 1 acre?
Government run amok.

Jay N. Goldberg
Hudson Ventures
272 Tradewind Drive
Palm Beach, FL 33480

From: J Barclay Collins
To: Town Council
Subject: Law on Gas Blowers
Date: Friday, March 31, 2017 9:18:11 AM

Dear Council Members,

I oppose the proposed regulation up for final approval that would ban gasoline blowers. I believe this would do very little to reduce overall noise, and is therefore and unwarranted additional expense for maintenance workers.

Please vote no.

Thank you, Barclay Collins, 244 Via Las Brisas, Palm Beach

Sent from my iPad
JBC's Cell Phone: 917 513 4442

Cheryl Kleen

From: Minikes, Michael <Michael.Minikes@jpmorgan.com>
Sent: Sunday, April 02, 2017 9:30 AM
To: Town Council
Subject: Proposed ban on gas leaf blowers

Council members,

We strongly oppose the proposed ban on gas leaf blowers. As homeowners at 583 North Lake Way we are concerned about the increased costs and disruption the proposed law would bring about. We urge you to opt instead for better enforcement of existing law before going ahead with the proposed ban.

Michael and Cheryl Minikes

This email is confidential and subject to important disclaimers and conditions including on offers for the purchase or sale of securities, accuracy and completeness of information, viruses, confidentiality, legal privilege, and legal entity disclaimers, available at http://www.jpmorgan.com/pages/disclosures/email. This message has been prepared by personnel in the Sales and Trading Departments of one or more affiliates of JPMorgan Chase & Co. and is not the product of JPMorgan's Research Department. It is not a research report and is not intended as such. This material is for the general information of our clients and is a "solicitation" only as that term is used within CFTC Rule 1.71 and 23.605 promulgated under the U.S. Commodity Exchange Act.

This message is confidential and subject to terms at: http://www.jpmorgan.com/emaildisclaimer including on confidentiality, legal privilege, viruses and monitoring of electronic messages. If you are not the intended recipient, please delete this message and notify the sender immediately. Any unauthorized use is strictly prohibited.

ESTHER FELDBERG
1020 NORTH OCEAN BOULEVARD
PALM BEACH, FLORIDA 33480

TOWN OF PALM BEACH
APR 05 2017
Town Manager's Office

April 1,
~~February 5~~, 2017

Council@townofpalmbeach.com

To whom it may concern:

We hired Scott Lewis about ten years ago to care for the gardening responsibility at our home at the above address. We realize that there is much to do to keep our home in good shape and for their company to be responsible for many other homes as well. To restrict the leaf blowers from working on property before the time of 9:00 AM is extremely serious, because all the garden care companies will become affected with this disturbing order. It will become more expensive for the consumer and it will abandon the efficiency for all the Garden Companies.

To address this important issue to a very few Palm Beach residents would be an insult to the majority of Palm Beachers who take their property very seriously and certainly want their grounds to look perfect without having to pay an extra large fee to do so.

Please address this ban again and try to be responsible to the majority of Palm Beach residents.

Very sincerely,

Esther Feldberg

Esther Feldberg

This is a second letter to allow Scott Lewis' Gardening Company to do their superior expertise in gardening to include the leaf blowers to do their best job —

E.F.

From: Sally Gingras
To: Town Council
Subject: Leaf blowers
Date: Wednesday, April 05, 2017 1:45:17 PM

Dear Members of the Town Council:

At your next meeting please vote in favor of banning gas powered leaf blowers in our town. When this issue was raised I sent you a letter explaining why I thought this is a good idea. Last week I spoke with our gardener and he was not opposed to the proposal, he said a battery powered blower would be fine for our yard and would not take any longer to clear the leaves and therefore no additional charges.

It makes sense to go ahead with this proposal. It's a step in the right direction for our residents and the health of the landscapers.

Sincerely,

Paul Gingras
153 Reef Road

TOWN OF PALM BEACH

Town Council Meeting on: April 13, 2017

Section of Agenda

Ordinances - First Reading

Agenda Title

ORDINANCE NO. 21-2016 An Ordinance of the Town Council of the Town of Palm Beach, Palm Beach County, Florida, Amending The Town Code of Ordinances at Chapter 42, Environment; Article V, Noise; Section 42-230, Lawn Maintenance Equipment Noise, so as to Modify the Title; to Provide that Lawn Maintenance Shall be Limited to the Hours of Construction Work at Section 42-199; to Define the Hours and Days, of Operation of Lawn Maintenance Equipment, Providing Certain Exceptions; Providing for Sound Level Meter Measurements; Providing for Definition of Lawn Maintenance Equipment; Providing a Prohibition of Large Scale Landscape Installation on Saturdays; Providing for Severability; Providing for Repeal of Ordinances in Conflict; Providing for Codification; Providing an Effective Date.

*Jay Boodheshwar, Deputy Town Manager - (**Staff recommends deferral to a future meeting)***

Presenter

ATTACHMENTS:

- **Memorandum Dated February 3, 2017, From Jay Boodheshwar, Deputy Town Manager**
- **Ordinance No. 21-2016**

TOWN OF PALM BEACH

Information for Town Council Meeting on: February 14, 2017

To: Thomas G. Bradford, Town Manager

From: Jay Boodheshwar, Deputy Town Manager

Re: Amendment of Town Code of Ordinances, Relative to Use of Landscape Maintenance Equipment
Ordinance No. 21-2016

Date: February 3, 2017

STAFF RECOMMENDATION

Staff recommends Town Council approve Ordinance No. 21-2016, amending Chapter 42, Section 42-230 of the Town Code of Ordinances, relative to landscape maintenance noise and hours of operation, as recommended by the Ordinances, Rules and Standards (ORS) Committee at their January 12, 2017, meeting.

GENERAL INFORMATION

The ORS Committee has studied potential amendments to the Town Code over several meetings since August 2016, relative to permitted hours for landscape maintenance equipment use.

After hearing from residents and industry representatives and giving much consideration to various potential code changes, the ORS Committee has recommended an amendment to the Town Code to revise the timeframes in which the use of landscape maintenance equipment is permitted. The primary intent of said recommendation is to create consistency between the winter and summer months, while striking a balance between landscaping needs and ensuring sufficient quiet time for residents to enjoy their outdoor spaces with minimal noise.

TOWN ATTORNEY REVIEW

The Town Attorney prepared and approved Ordinance No. 21-2016.

Attachment

cc: Department Directors
John C. Randolph, Town Attorney
Nicholas Caristo, Police Captain
Benjamin Alma, Code Enforcement Manager

ORDINANCE NO. 21-2016

AN ORDINANCE OF THE TOWN COUNCIL OF THE TOWN OF PALM BEACH, PALM BEACH COUNTY, FLORIDA, AMENDING THE TOWN CODE OF ORDINANCES AT CHAPTER 42, ENVIRONMENT; ARTICLE V, NOISE; SECTION 42-230, LAWN MAINTENANCE EQUIPMENT NOISE, SO AS TO MODIFY THE TITLE; TO PROVIDE THAT LAWN MAINTENANCE SHALL BE LIMITED TO THE HOURS OF CONSTRUCTION WORK AT SECTION 42-199; TO DEFINE THE HOURS AND DAYS, OF OPERATION OF LAWN MAINTENANCE EQUIPMENT, PROVIDING CERTAIN EXCEPTIONS; PROVIDING FOR SOUND LEVEL METER MEASUREMENTS; PROVIDING A DEFINITION OF LAWN MAINTENANCE EQUIPMENT; PROVIDING A PROHIBITION OF LARGE SCALE LANDSCAPE INSTALLATION ON SATURDAYS; PROVIDING FOR SEVERABILITY; PROVIDING FOR REPEAL OF ORDINANCES IN CONFLICT; PROVIDING FOR CODIFICATION; PROVIDING AN EFFECTIVE DATE.

BE IT ORDAINED BY THE TOWN COUNCIL OF THE TOWN OF PALM BEACH, PALM BEACH COUNTY, FLORIDA, AS FOLLOWS:

Section 1. The Code of Ordinances of the Town of Palm Beach is hereby amended at Chapter 42, Environment; Article V, Noise, Section 42-230, Lawn Maintenance Equipment Noise, to read as follows:

"Sec. 42-230. - Lawn maintenance ~~equipment noise~~.

(a) Lawn maintenance in the town shall be limited to the hours outlined for construction work at section 42-199, including the prohibitions stated therein on Sundays and all legal holidays, including the Friday immediately after Thanksgiving.

(b) Operation of lawn maintenance equipment shall be limited to the following hours ~~outlined for construction work at section 42-199, including the prohibitions stated therein on Sundays and all legal holidays~~ and such use is hereby prohibited outside the days and times stated below:

Monday – Friday from 9:00 am to 5:00 pm

Saturday from 9:00 am to Noon

(c) Nothing ~~in this section shall preclude the operation of lawn maintenance equipment on Saturdays or the Friday immediately after Thanksgiving. Additionally, nothing~~ in this section shall preclude the operation of lawn maintenance equipment, ~~including leaf blowers,~~ by residents on Saturdays, Sundays or legal holidays, including the Friday immediately after Thanksgiving. Further, golf course maintenance equipment within the town is not restricted during the hours outlined herein; ~~for construction work at section 42-199;~~ however, such golf course maintenance equipment shall not be used before 8:00 a.m. or after 5:30 p.m. on any day at locations within 300 feet of residential properties, except in the event of valid emergencies and once per month for purposes of chemical spraying or fertilizing. The sound level meter measurement for lawn maintenance equipment shall be no greater than 75 dBA measured 50 feet from the point of operation of the equipment. The sound level meter measurement shall not be applicable to lawn maintenance equipment used on golf courses.

(d) Lawn maintenance equipment includes but is not limited to lawn mowers, edgers, hedge trimmers, yard tractors, leaf blowers, lawn vacuum machines, ~~and monofilament line~~ grass trimmers, and power washers.

(e) ~~Leaf blowers shall be prohibited from use between the hours of 5:00 p.m. and 9:00 a.m. Additionally, during the period of the year commencing December 1 and ending April 30, leaf blowers may be used on Saturdays only from 9:00 a.m. to 12:00 p.m.~~ Leaf blowers shall not exceed a decibel level of 65 dBA as measured at 50 feet from the point of operation. It shall be unlawful to blow, sweep or rake yard trash or clippings into the public street or storm drains.

(f) There shall be no commencement of large scale landscape installation at any time on Saturdays."

Section 2. Severability.

If any provision of this Ordinance or the application thereof is held invalid, such invalidity shall not affect the other provisions or applications of this Ordinance which can be given effect without the invalid provisions or applications, and to this end the provisions of this Ordinance are hereby declared severable.

Section 3. Repeal of Ordinances in Conflict.

All other ordinances of the Town of Palm Beach, Florida, or parts thereof which conflict with this or any part of this Ordinance are hereby repealed.

<u>Section 4.</u> **Codification.**

This Ordinance shall be codified and made a part of the official Code of Ordinances of the Town of Palm Beach.

<u>Section 5.</u> **Effective Date.**

This Ordinance shall take effect immediately upon its passage and approval, as provided by law.

PASSED AND ADOPTED in a regular, adjourned session of the Town Council of the Town of Palm Beach on first reading this ____ day of _____, 2017, and for second and final reading on this ____ day of _____, 2017.

_____ _____

Gail L. Coniglio, Mayor

_____

_____

_____

ATTEST:

_____ _____

Susan A. Owens, MMC, Town Clerk